


CECMP VISIT TO SANTA MONICA, EARLY CHILDHOOD LAB SCHOOL CAMPUS, GROWING PLACE



THE LOBBY OF SMC LAB SCHOOL

The modern, airy, bright lobby shared the history of the advocacy undertaken by Ellen Khokha and many others to make this building and program happen. Plus loads of free covid tests for families was incredible!

BEAUTIFUL ATELIER

Just off the lobby is an atelier! "Ateliers are environments promoting knowledge and creativity, suggesting questions and generating evocations; they are beauty that produces knowledge and vice-versa.

OUTDOOR SPACE

Executive Director Pauline McPeake explained the pros and cons of designing environments and importance of finding the right materials for the space and age groups.



PROVOCATIONS AND INVITATIONS

Throughout the program there were numerous beautiful provocations and invitations. It was clear that some of these were built off of previous observations of children's curiosities.


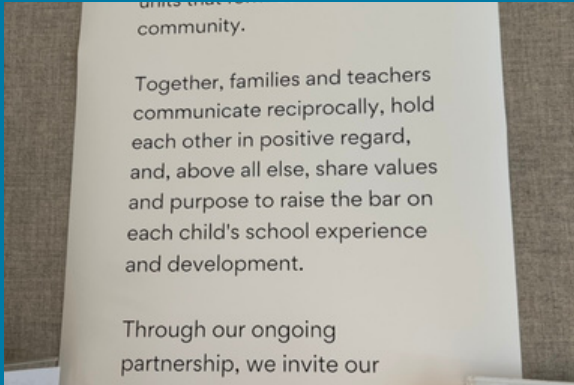
LAB SCHOOL OBSERVATION TECHNOLOGY

Imbedded into the ceilings are cameras and microphones so that the ECE students can observe and listen from the building next door.

OFF CLASSROOM KITCHENS

Pauline explained how she advocated to the architect to be sure to have kitchen and food prep spaces off of each classroom so as to aid in supervision, ratio and ease of access.

CECMP VISIT TO SANTA MONICA, EARLY CHILDHOOD LAB SCHOOL CAMPUS, GROWING PLACE



FAMILY PARTNERSHIP

This powerful statement, and demonstration of family representation through family's photos on the walls of the classroom were a beautiful message of intention and values.

CHILDREN'S WORK AND DOCUMENTATION

At children's level there were photos of the children engaged in a chalk drawing offering. Then above, the actual chalk drawings; what a beautiful metacognitive demonstration of pedagogical documentation.

CONTINUITY OF CARE

A visual schedule on the wall for children to understand top to bottom the schedule of their day with an explanation of the why for families and students.



BLOCKS AND BUILDING SHELF

In Pam and Teresa's classroom, the "imperfect" drawings of the shape labels for cleanup demonstrates a respect for children through their involvement in their space and process.

CHILD'S PERSPECTIVE

Hung in the block area at the child level were photos of the children building. These invitations to build are a powerful form of documentation.

VARIETY OF NATURAL MATERIALS

Shells and wood in various shapes were also in the block building area to aid to the creations.

CECMP's Learning

When Ellen Khokha offered to host an LA gathering of CECMP participants at the Santa Monica Early childhood lab school campus, Growing Place, we were so excited. We knew this was a new building but we did not know the story of the persistence, dedication, collaboration and advocacy that Ellen told during our visit. It was inspiring!

In standing with mentoring and ECE practice, Ellen and Pauline have reflected on the process through the pros and cons and are now even more experienced and educated advocates for lab schools. Reach out to them for support and advice if needed around their planning and process.

It was very powerful for CECMP to float between the small mixed groups of Mentors, Director Mentors, Coordinators and Selection Committee members while they discussed the reflective prompts. Seeing the joy and passion on the faces and in the voices of the participants to be back together in person was contagious. To read the learning, ideas, sharing and feedback from the participants in the notes (shared also in this newsletter) was the most powerful learning of all. It is clear that folks have endured a lot during the pandemic, for multiple reasons. We are so grateful to all of you for all that you do for ECE students, faculty, teachers, directors, FCC providers, children and families.

Thank you very much.

CECMP Staff

