




**TURF
EQUIPMENT**
AND SUPPLY COMPANY

PROFESSIONAL GRADE SEASONAL
AND EVENT LIGHTING PRODUCTS




HOLIDAY LIGHTING

2019-2020



RESIDENTIAL



COMMERCIAL



MUNICIPAL



EVENTS

ORDER PAD

[illegible]



Page 3-4
Premium Grade LED Sets



Page 5
Commercial Grade LED Accessories,
Plugs & Connectors



Page 6-7
Commercial Grade
LED Sets



Page 8
LED Icicle Lights



Page 8
Colorwave/Color Changing
LED Sets



Page 9
LED Trunk Wraps & Net Lights




Page 9
Folding LED Spheres



Page 10
LED Rope Light &
LED Rope Light Snowflakes



Page 10
LED Snowfall Lights



Page 11
LED Cascading Tube Lights &
Accessories



Page 12
LED Spheres &
Holographic LED Spheres



Page 13-14
LED Retrofit Bulbs



Page 15
Incandescent Products



Page 16
Wire , Sockets & Plugs



Page 17
Traditional "High End" Greenery & Bows



Page 18
Designer "High End" Woodland Blend
Greenery



Page 19-23
RGB Lighting & Accessories



Page 24
LED Patio - Bulbs & Wire



Page 24
Low Voltage LED Sets



Page 25
Laser Projection Lights



Page 25
LED Cherry Blossom Trees &
Light Sets



Page 26
Battery Operated LED Lights




Page 26
Custom LED C9 Stringers



Page 27
Halloween LED Lights



Page 28-29
Installation Accessories



Page 30
Large Scale Displays



Page 31
Pole Mount Displays



Page 32
Bulb Comparison Charts



Page 33
Helpful Tips - Electrical Calculations &
Estimating



Page 34
Ordering Procedures &
Warranty/Return Policies

PREMIUM GRADE LED SETS

Full Wave - 1-Piece Construction - Poly Bagged

Premium grade LED strands have energy saving benefits that reduces cost and allows the use of more lights. They feature standard pre-molded plugs, one piece construction, and are poly bagged for easy handling. Choose from many brilliant colors and styles.



5MM CONICAL (WIDE ANGLE) - 50 Light Set
6" Bulb Spacing - 6" lead/tail wire - 25' - Up to 45 Strands End-to-End

Case Qty: 24
Weight: 19.03 lbs

Part #	Color
5MM50RED	Red
5MM50GLD	Gold
5MM50ORG	Orange
5MM50BLU	Blue
5MM50TEAL	Teal
5MM50PRP	Purple
5MM50PNK	Pink
5MM50PW	Pure White
5MM50PW-W	Pure White - White Wire
5MM50CWB	Cool White & Blue
5MM50CWB-W	Cool White & Blue - White Wire
5MM50CWG	Cool White & Green
5MM50RPW	Red & Pure White
5MM50GRN	Green
5MM50MULTI	5 Multi (R/Y/O/B/G)
5MM50MULTI-7	7 Multi (Warm White & Purple)
5MM50WW	Warm White
5MM50WW-W	Warm White - White Wire
5MM50WW-BR	Warm White - Brown Wire
5MM50XW	Extra Warm White



5MM TWINKLE CONICAL (WIDE ANGLE) - 50 Light Set
6" Bulb Spacing - 6" lead/tail wire - 25' - Up to 45 Strands End-to-End

Case Qty: 24
Weight: 19.03 lbs

Part #	Color
5MM50RED-T	Red
5MM50GLD-T	Gold
5MM50ORG-T	Orange
5MM50BLU-T	Blue
5MM50PRP-T	Purple
5MM50PNK-T	Pink
5MM50CW-T	Cool White
5MM50GRN-T	Green
5MM50MULTI-T	5 Multi (R/Y/O/B/G)
5MM50WW-T	Warm White
5MM50WW-T-W	Warm White - White Wire
5MM50WW-T-B	Warm White - Brown Wire



5MM CONICAL (WIDE ANGLE) - 70 Light Set
4" Bulb Spacing - 6" lead/tail wire - 24' - Up to 45 Strands End-to-End

Case Qty: 24
Weight: 18.46 lbs

Part #	Color
45602R-B	Red
45604R-B	Gold
45607R-B	Orange
45611R-B	Blue
456149R-B	Teal
45612R-B	Purple
45661R-B	Pink
45613R-B	Pure White
45643R-B	Pure White - White Wire
45614R-B	Green
45617R-B	5 Multi (R/Y/O/B/G)
45622R-B	Red, Pure White & Blue
45693R-B	Warm White
45694R-B	Warm White - White Wire
45693-BRN	Warm White - Brown Wire
45693XW	Extra Warm White



5MM GLISTEN CONICAL (WIDE ANGLE) - 50 Light Set
6" Bulb Spacing - 6" lead/tail wire - 25' - Up to 45 Strands End-to-End

Case Qty: 24
Weight: 19.03 lbs

Part #	Color
37601R	Red
37602R	Gold
37610R	Orange
37603R	Blue
37644R	Teal
37607R	Purple
37608R	Pink
37604R	Pure White
37604R-W	Pure White - White Wire
37609R	Green
37605R	5 Multi (R/Y/O/B/G)
37606R	Warm White
37606R-W	Warm White - White Wire



5MM STROBE CONICAL (WIDE ANGLE) - 50 Light Set
6" Bulb Spacing - 6" lead/tail wire - 25' - Up to 45 Strands End-to-End

Case Qty: 24
Weight: 19.03 lbs

Part #	Color
5MM50RED-S	Red
5MM50BLU-S	Blue
5MM50PW-S	Pure White
5MM50GRN-S	Green
5MM50WW-S	Warm White

PREMIUM GRADE LED SETS

Full Wave - 1-Piece Construction - Poly Bagged



G12 (RASPBERRY) - 70 Light Set

4" Bulb Spacing - 6" lead/tail wire - 24' - Up to 45 Strands End-to-End

Case Qty: 24
Weight: 22.91 lbs

Part #	Color
34601R-B	Antique White* <i>12/cs 16.94 lbs/cs</i>
34602R-B	Red
34604R-B	Gold
34607R-B	Orange
34611R-B	Blue
346149R-B	Teal
34612R-B	Purple
34661R-B	Pink
34613R-B	Pure White
34643R-B	Pure White - White Wire
34614R-B	Green
34617R-B	5 Multi (R/Y/O/B/G)
34693R-B	Warm White
34694R-B	Warm White - White Wire
34620R-B	Candy Cane (Pure White & Red)



M5 (MINI ICE) - 70 Light Set

4" Bulb Spacing - 6" lead/tail wire - 24' - Up to 45 Strands End-to-End

Case Qty: 24
Weight: 21.25 lbs

Part #	Color
41602R-B	Red
41604R-B	Gold
41607R-B	Orange
41611R-B	Blue
416149R-B	Teal
41612R-B	Purple
41661R-B	Pink
416116R-B	Champagne
41613R-B	Pure White
41643R-B	Pure White - White Wire
41614R-B	Green
41617R-B	5 Multi (R/Y/O/B/G)
41693R-B	Warm White
41694R-B	Warm White - White Wire
41693-BRN	Warm White - Brown Wire
416139R-B	Traditional (Red, Warm White, Green)



C6 (STRAWBERRY) - 35 Light Set

4" Bulb Spacing - 6" lead/tail wire - 12' - Up to 90 Strands End-to-End

Case Qty: 24
Weight: 16.00 lbs

Part #	Color
20417R-B	5 Multi (R/Y/O/B/G)
20493R-B	Warm White



C6 (STRAWBERRY) - 70 Light Set

4" Bulb Spacing - 6" lead/tail wire - 24' - Up to 45 Strands End-to-End

Case Qty: 24
Weight: 28.80 lbs

Part #	Color
20602R-B	Red
20604R-B	Gold
20607R-B	Orange
	Blue
20612R-B	Purple
20661R-B	Pink
20613R-B	Pure White
20614R-B	Green
20617R-B	5 Multi (R/Y/O/B/G)
20693R-B	Warm White
206116R-B	Champagne



C7 FACETED - 25 Light Set

8" Bulb Spacing - 6" lead/tail wire - 17' - Up to 90 Strands End-to-End

Case Qty: 24
Weight: 22.27 lbs

Part #	Color
78302-R	Red
78311-R	Blue
78314-R	Green
78313-R	Pure White
78317-R	5 Multi (R/Y/O/B/G)
78393-R	Warm White



C9 FACETED - 25 Light Set

8" Bulb Spacing - 6" lead/tail wire - 17' - Up to 90 Strands End-to-End

Case Qty: 12
Weight: 13.70 lbs

Part #	Color
84302-R	Red
84311-R	Blue
84314-R	Green
84313-R	Pure White
84317-R	5 Multi (R/Y/O/B/G)
84393-R	Warm White



COMMERCIAL GRADE LED ACCESSORIES, PLUGS & CONNECTORS



COMMERCIAL GRADE LED POWER CONNECTION



Join Coaxial Plug Ends

Plugs fit together snugly to form a water-tight seal



Screw Ends Together

Secure fit keeps out weather and keeps strings together



Connection is water-tight, tamper proof and shock resistant

COMMERCIAL GRADE LED ACCESSORIES, PLUGS & CONNECTORS



PLUGS

Part #	Color	Description
C05065RY	Green	36" LED power cord DC plug for rectified commercial LED light strands. Required to connect light set(s) to electrical outlet. Will support up to 60 LED light sets.
C05065RY-W	White	36" LED power cord DC plug for rectified commercial LED light strands. Required to connect light set(s) to electrical outlet. Will support up to 60 LED light sets.
C05002	Green	Universal Plug: Allows for 125 set connectivity and is required for sets manufactured prior to 2007, G25, and NON-RY Sets.



CUSTOM ICICLE CURTAIN ASSEMBLY

Part #	Color	Description
C05022	Green	A 10-foot curtain tap incorporating 28 coaxial drops spaced 4" apart. Allows easy creation of dramatic light curtains or icicle effects.
C05022-W	White	A 10-foot power cord incorporating 28 coaxial drops spaced 4" apart. Allows easy creation of dramatic light curtains or icicle effects.



SPACER WIRES

Part #	Length	Color	Description
C05047	2 ft	Green	Blank wire with coaxial ends to allow "jumping" from object to object in a continuous power run.
C05050	6 ft	Green	Blank wire with coaxial ends to allow "jumping" from object to object in a continuous power run.
C05007	12 ft	Green	Blank wire with coaxial ends to allow "jumping" from object to object in a continuous power run.
C05007-W	12 ft	White	Blank wire with coaxial ends to allow "jumping" from object to object in a continuous power run.
C05038	20 ft	Green	Blank wire with coaxial ends to allow "jumping" from object to object in a continuous power run.
C05044	50 ft	Green	Blank wire with coaxial ends to allow "jumping" from object to object in a continuous power run.



X-Connector



Y-Connector



8-Way Connector

CONNECTORS

Part #	Color	Description
C05023	Green	8-Way Connector
C05024	Green	"T" Connector
C05025	Green	Drop Elbow
C05026	Green	"Y" Connector
C05027	Green	X-Connector
C05027-W	White	X-Connector

Adapter needed for these strands to connect to wall outlet– See page 5



5MM CONICAL (WIDE ANGLE) - 25 Light Set
4" Bulb Spacing - 6" lead/tail wire - 9' - Up to 60 strands End-to-End

Case Qty: 24
Weight: 9.00 lbs

Part #	Color
C45302RY	Red
C45304RY	Gold
C45307RY	Orange
C45311RY	Blue
C453149RY	Teal
C45361RY	Pink
C45312RY	Purple
C45314RY	Green
C45393RY	Warm White
C45393RY-W	Warm White - White Wire
C45313RY	Pure White
C45313RY-W	Pure White - White Wire
C45317RY	5 Multi (R/Y/O/B/G)



G12 (RASPBERRY) - 25 Light Set
4" Bulb Spacing - 6" lead/tail wire - 9' - Up to 60 strands End-to-End

Case Qty: 24
Weight: 10.80 lbs

Part #	Color
C34302RY	Red
C34304RY	Gold
C34307RY	Orange
C34311RY	Blue
C343149RY	Teal
C34361RY	Pink
C34312RY	Purple
C34314RY	Green
C34393RY	Warm White
C34393RY-W	Warm White - White Wire
C34313RY	Pure White
C34317RY	5 Multi (R/Y/O/B/G)
C34379	6 Multi (R/G/B/Y/PR/PK) use C05002 plug
C34320RY	Candy Cane (Red, Pure White)



M5 (MINI ICE) - 25 Light Set
4" Bulb Spacing - 6" lead/tail wire - 9' - Up to 60 strands End-to-End

Case Qty: 24
Weight: 10.10 lbs

Part #	Color
C41302RY	Red
C41304RY	Gold
C41307RY	Orange
C41311RY	Blue
C413149RY	Teal
C41361RY	Pink
C41312RY	Purple
C41314RY	Green
C41393RY	Warm White
C41393RY-W	Warm White - White Wire
C41313RY	Pure White
C41313RY-W	Pure White - White Wire
C41317RY	5 Multi (R/Y/O/B/G)
C413139RY	Traditional (Red, Green, Warm White)
C41393TRY	Warm White Twinkle
C41393T	Warm White Twinkle - use C05002 plug
C41313TRY	Pure White Twinkle



G25 (PATIO LIGHT) - 25 Light Set
6" Bulb Spacing - 3" lead/tail wire - 12.5' - Up to 125 strands End-to-End

Case Qty: 24
Weight: 22.2 lbs

Part #	Color
C62311	Blue
C05002	Power Cord

Why Use Commercial Grade LED Sets?

Commercial Grade LED Light Sets are available in 7 Bulb Styles and 13 Color Options, assuring there is a solution for any project requirements. One series per strand means better reliability than longer sets with multiple series wired together, and allows for easy troubleshooting and maintenance. Rugged constructions includes: Heavy Gauge Wire (20g vs. 22g on Premium Grade Product), 1-Piece Injection Molded Bulb Construction, Virtually Unbreakable Acrylic Bulbs, and O-Ring sealed Coaxial Plug Connections (water-tight, tamper-proof, and shock-proof – No traditional plug ends that are prone to vandalism, shorts, or premature failure). Full line of accessories (splitters/taps and spacer wires), and high connectability (up to 60 sets end-to-end), makes installation fast and easy. Long LED Bulb Life means they can be used season-after season, and because LEDs stay cool to the touch they can be used anywhere indoors or outdoors.

Adapter needed for these strands to connect to wall outlet- See page 5



C6 (STRAWBERRY) - 25 Light Set

6" Bulb Spacing - 6" lead/tail wire - 13' - Up to 60 strands End-to-End

Case Qty: 24
Weight: 15.20 lbs

Part #	Color
C21302RY	Red
C21304RY	Gold
C21307RY	Orange
C21311RY	Blue
C213149RY	Teal
C21361RY	Pink
C21312RY	Purple
C21314RY	Green
C21393RY	Warm White
C21313RY	Pure White
C21317RY	5 Multi (R/Y/O/B/G)



C7 STYLE - 25 Light Set

12" Bulb Spacing - 6" lead/tail wire - 25' - Up to 60 strands End-to-End

Case Qty: 12
Weight: 18.30 lbs

Part #	Color
C79302RY	Red
C79304RY	Gold
C79307RY	Orange
C79311RY	Blue
C793149RY	Teal
C79361RY	Pink
C79312RY	Purple
C79314RY	Green
C79393RY	Warm White
C79313RY	Pure White
C79317RY	5 Multi (R/Y/O/B/G)




C9 STYLE - 25 Light Set

12" Bulb Spacing - 6" lead/tail wire - 25' - Up to 60 strands End-to-End

Case Qty: 12
Weight: 18.80 lbs

Part #	Color
C85302RY	Red
C85304RY	Gold
C85307RY	Orange
C85311RY	Blue
C85361RY	Pink
C85312RY	Purple
C85314RY	Green
C85393RY	Warm White
C85313RY	Pure White
C85317RY	5 Multi (R/Y/O/B/G)
C85379RY	6 Multi (R/G/B/Y/PR/PK)



LED ICICLE LIGHTS

COLORWAVE/COLOR CHANGING LED SETS



M5 LED ICICLE LIGHTS - 70 Light Set

6" between drops - 3" lead/tail - 7.5' - 15 drops per set - 18" - 15" - 9"

Case Qty: 24
Weight: 19.03 lbs

Part #	Wire Color	Color
88632-R	White	Red
88604-R	White	Gold
88607-R	White	Orange
88641-R	White	Blue
88612-R	White	Purple
88661-R	White	Pink
88644-R	White	Green
88647-R	White	5 Multi (R/Y/O/B/G)
88643-R	White	Pure White
LEDICE-PW-G	Green	Pure White
88694-R	White	Warm White
LEDICE-WW-G	Green	Warm White
88620-R	White	Red & Pure White
886115-R	White	Blue & Pure White
LEDICE-PWG	White	Green & Pure White
LEDICE-RG	White	Red & Green
LEDICE-PW-T	White	Pure White Twinkle
LEDICE-WW-T	White	Warm White Twinkle
88671	White	ColorWave Blue to White



COLORWAVE/COLOR CHANGING LIGHT SETS

5MM Set - 50 Light Set

6" Bulb Spacing - 6" x 6" x 6" - Up to 45 strands End-to-End

Case Qty: 24
Weight: 19.03 lbs

M5 Set - 35 Light Set

4" Bulb Spacing - 10" x 4" x 4" - Up to 72 strands End-to-End

Case Qty: 24
Weight: 16.94 lbs

C7 Set - 50 Light Set

12" Bulb Spacing - 7" x 12" x 6" - Up to 6 strands End-to-End

Case Qty: 6
Weight: 17.00 lbs

Part #	Bulb Type	Color
5MM50MOR	5MM	Multi Color Morphing
41428	M5	Red to Blue ColorWave
41470-CW	M5	Blue to White ColorWave
41499-CW	M5	Red to Green ColorWave
88671	M5-ICICLE	Blue to White ColorWave
C79528-UL6	C7	Red to Blue ColorWave
C79530-UL6	C7	Blue to Green ColorWave
C79570-UL6	C7	Blue to White ColorWave
C79599-UL6	C7	Red to Green ColorWave



LED TRUNK WRAPS & NET LIGHTS



5MM TRUNK/TREE WRAPS - 100 Light Set

2' x 6' - 3" x 7" squares - 12" lead/tail wire

Blue, Green, Purple, Pink, Teal, White - up to 25 strands End-to-End
Red, Gold, Orange, Multi - up to 45 strands End-to-End

Case Qty: 12
Weight: 17.02 lbs

Part #	Color
155702-R	Red
155704-R	Gold
155707-R	Orange
155711-R	Blue
155749-R	Teal
155712-R	Purple
155761-R	Pink
155714-R	Green
155717-R	5 Multi (R/Y/O/B/G)
155713-R	Cool White
155793-R	Warm White



5MM NET LIGHTS - 100 Light Set

4' x 6' - 4" x 6" squares - 12" lead/tail wire

Blue, Green, Purple, Pink, Teal, White - up to 25 strands End-to-End
Red, Gold, Orange, Multi - up to 45 strands End-to-End

Case Qty: 12
Weight: 20.00 lbs

Part #	Color
134702-R	Red
134704-R	Gold
134707-R	Orange
134711-R	Blue
134749-R	Teal
134712-R	Purple
134761-R	Pink
134714-R	Green
134717-R	5 Multi (R/Y/O/B/G)
134713-R	Cool White
134793-R	Warm White
LEDNET-PW-T	Pure White - Twinkle
LEDNET-WW-T	Warm White - Twinkle



NEW - FOLDING SPHERES



Increase the ambiance of any occasion with LED folding spheres. Folds flat for shipping and storage, sets up in seconds. Brighten up parties, weddings and other special occasions. Hang from trees, rafters, ceilings, alone or along with other lights. Mix and match colors for the perfect display.

5MM Folding LED Spheres

48" Female Lead - 16.5' Male Lead - Connect up to 6 - 16", 5 - 20" or 3 - 32" Spheres
24 Gauge Wire, 24 Volt, Transformer Included. Indoor/Outdoor. White frames.

Part #	Diameter	#LEDs	Color
LS16-RED	16"	128	Red
LS20-RED	20"	200	Red
LS32-RED	32"	450	Red
LS16-BLU	16"	128	Blue
LS20-BLU	20"	200	Blue
LS32-BLU	32"	450	Blue
LS16-GRN	16"	128	Green
LS20-GRN	20"	200	Green
LS32-GRN	32"	450	Green
LS16-MULTI	16"	128	Multi
LS20-MULTI	20"	200	Multi
LS32-MULTI	32"	450	Multi
LS16-CW	16"	128	Cool White
LS20-CW	20"	200	Cool White
LS32-CW	32"	450	Cool White
LS16-WW	16"	128	Warm White
LS20-WW	20"	200	Warm White
LS32-WW	32"	450	Warm White



1/2" LED ROPE LIGHT - 150' Bulk Spool
12 LED's per foot • 1 meter cut marks • 150' max run
Includes 3 plugs & 50 clips

Case Qty: 1
Weight: 12.50 lbs

LED ROPE LIGHT ACCESSORIES

Order by the each

Part #	Color	Part #	Color
93702	Red	93714	Pure Green
93704	Yellow	93793	Warm White
93707	Orange	93716	4 Multi (R/G/Y/B)
93711	Blue	93712	Purple
93713	Pure White	93761	Pink


Part #	Color	Part #	Color
RL-PLUG	Power Cord Conn. Kit	White	1 ea. 5' power cords 1 ea. Power conn. 1 ea. End caps
RL-CONN	In-Line Power Connector	White	Needed when connecting power cord to Rope Light
RL-SC RL-ST	Invisible Splice Conn. Clear Shrink Tube	Clear	Need one of each to connect two sections of Rope Light together
RL-CLIP	"U" shaped mounting clip with screws	Clear	Bag of 50 Clips w/screws
RL-TRACK-4	Mounting Track	Clear	4' mounting track UV rated for outdoor use



LED ROPE LIGHT SNOWFLAKES

Features: UL Listed • Heavy Duty Frame • Frame has ring attached for mounting • Polarized Male Plug • Frame and Power Cord are White • 3/8" Clear Rope Light w/1" LED Spacing

Part #	Size	# LEDs	Color	Cs Qty/Wt
LEDSF-12-WW	12"	108	Warm White	12 ea/ 16 lbs
LEDSF-24-WW	24"	210	Warm White	5 ea/ 17 lbs
LEDSF-36-WW	36"	320	Warm White	3 ea/ 14 lbs
LEDSF-12-CW	12"	108	Cool White	12 ea/ 16 lbs
LEDSF-24-CW	24"	210	Cool White	5 ea/ 17 lbs
LEDSF-36-CW	36"	320	Cool White	3 ea/ 14 lbs
LEDSF-12-BLU	12"	108	Blue	12 ea/ 16 lbs
LEDSF-24-BLU	24"	210	Blue	5 ea/ 17 lbs
LEDSF-36-BLU	36"	320	Blue	3 ea/ 14 lbs



LED SNOWFALL LIGHTS

The professional lighting designers choice for versatile lighting solutions. These unique and high-impact snowfall lights can help you create stunning visual effects. Wrap around tree branches or hang vertically in drops for dramatic impact. Built-in push-button 6-Function controller, gives you the capability to control each snowfall light separately, allowing for greater flexibility within your display.

- Create a variety of effects with 6-Function Built-In Controller
 - Steady On
 - Shimmer (subtle twinkle)
 - Starfield (less subtle twinkle)
 - Chaser (bulb chase)
 - Lightning (starts at top and goes to bottom)
 - Stacker (stacks from bottom)

SNOWFALL LIGHTS - 48 Light Set
2' Lighted Length - 60" lead - 4" tail - up to 8 End-to-End
w/ included power supply


Case Qty: 12
Weight: 12.50 lbs

Part #	Color
SF-CW	Cool White



* Other colors & sizes are available by special order

LED CASCADING TUBE LIGHTS & ACCESSORIES



LED CASCADING TUBE LIGHTS

6" Coaxial male and female ends

Case Qty: 50

Part #	Size	Color	Wire Color	# LEDs
50102-B	36"	Warm White	Black	48
50104-B	24"	Warm White	Black	32
50106-B	12"	Warm White	Black	16
50101-B	36"	Pure White	Black	48
50103-B	24"	Pure White	Black	32
50105-B	12"	Pure White	Black	16
50164-B	24"	Blue	Black	32
50165-B	24"	Red	Black	32
50170-B	24"	Green	Black	32
50175-B	24"	Gold	Black	32
50180-B	24"	Orange	Black	32
50190-B	24"	Purple	Black	32
50196-B	24"	Pink	Black	32
50102	36"	Warm White	White	48
50104	24"	Warm White	White	32
50106	12"	Warm White	White	16
50101	36"	Pure White	White	48
50103	24"	Pure White	White	32
50105	12"	Pure White	White	16
50164	24"	Blue	White	32
50165	24"	Red	White	32



LED CASCADING TUBE LIGHT ACCESSORIES

Order by the each

Part #	Wire Color	Description
50100-B	Black	5 Feet, Two-Pin Plug and Female Lead Wire # 16 Gauge cord , can connect up to 200 tubes on 1 plug
50098-B	Black	2' Spacer for Cascade Light Tubes #18 Gauge Wire
50099-B	Black	5' Spacer for Cascade Light Tubes #18 Gauge Wire
50097-B	Black	10' Spacer for Cascade Light Tubes #18 Gauge Wire
50096-B	Black	4-Way Connector with #16 Gauge Wire
50095-B	Black	Replacement Waterproof Encaps
50100	White	5 Feet, Two-Pin Plug and Female Lead Wire # 16 Gauge cord , can connect up to 200 tubes on 1 plug
50098	White	2' Spacer for Cascade Light Tubes #18 Gauge Wire
50099	White	5' Spacer for Cascade Light Tubes #18 Gauge Wire
50097	White	10' Spacer for Cascade Light Tubes #18 Gauge Wire
50096	White	4-Way Connector with #16 Gauge Wire
50095	White	Replacement Waterproof Encaps

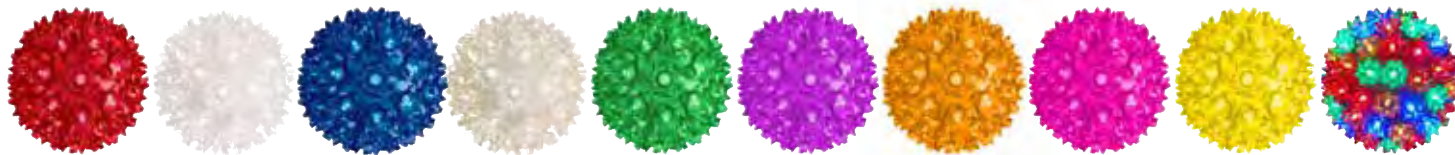
- **Requires Tube Light Power Cord**
Needed to plug tube light display into outlet

- 130V - Watertight Tubes w/Coaxial Connections
- Power Draw - 45-50mA per Tube

• Tube Features:

- Can be viewed from all sides - Create a big impact with a small number of Tubes
- Different drop speeds between each cycle, and random drops when multiple tubes are connected
- Connect maximum 200 tubes end to end on 1 plug!
- Easy to Install - 4-Way Splitter and Spacer Wires allow you to place the tubes as needed
- Hang in Trees, along rooflines, building fronts, or anywhere you want to create a Big Impact





Eye-catching 7.5" diameter LED light spheres create a dramatic lighting impact with 120 5MM LED lights surrounded by decorative florets. These broadcast dazzling light effects and are effective in singles or multiples. Choose from multiple colors. Rated for indoor or outdoor use.

- Florets match color of led light.
- 72" lead wire with 2' hanging support cord. Green wire
- Very energy-efficient; only 9.6 Watts per sphere!

5MM LED LIGHT SPHERES - 120 Lights

7.5" Diameter - 72" Lead Wire

Case Qty: 6
Weight: 15.00 lbs

Part #	Color
11403	Red
11346-LED	Pure White
11365	Blue
11413	Warm White
11344	Green
11368	Purple
11363	Orange
11369	Pink
11362	Yellow
11412-LED	5 Multi



HOLOGRAPHIC LED SPHERES



HOLOGRAPHIC LED SPHERES

6" HOLOGRAPHIC SPHERES

120v Plug-In - Black Wire

Case Qty: 6
Weight: 8.00 lbs

Part #	Color
HS-RED	Red
HS-CW	Cool White
HS-BLU	Blue
HS-WW	Warm White
HS-GRN	Green
HS-MULTI	Multi

BATTERY OPERATED HOLOGRAPHIC LED SPHERES

6" HOLOGRAPHIC SPHERES BATTERY OPERATED

Battery Operated - Black Wire

Case Qty: 6
Weight: 8.00 lbs

Part #	Color
HS-RED-BO	Red
HS-GRN-BO	Green

LED RETROFIT BULBS

Upgrade displays and light strings to energy-saving LED technology with our proven LED bulbs. Just screw these into sockets and enjoy the energy savings. Each bulb uses .58 watts, compared with 5 or 7 watt incandescent options. • Brilliant, faceted design (C7/C9 Warm White available in smooth) • Dimmable



C7 LED RETROFIT BULBS - 3 LEDS per bulb
Dimmable - 25 per package - C7 (E12) Base - .58 Watts

Master CS Qty: 1000
Weight: 21.30 lbs

Part #	Color
LED-C7-RED-SMD	Red
LED-C7-YEL-SMD	Yellow
LED-C7-ORG-SMD	Orange
LED-C7-BLU-SMD	Blue
LED-C7-GRN-SMD	Green
LED-C7-CW-SMD	Cool White
LED-C7-WW-SMD	Warm White
LED-C7-5MULTI-SMD	5 Multi (R/Y/O/B/G)
LED-C7-PUR-SMD	Purple
LED-C7-PNK-SMD	Pink
LED-C7-TEL-SMD	Teal
LED-C7-CS-SMD	Champagne - Smooth - Non-Dimmable



C7 LED BULBS COLOR CHANGE & TWINKLE - 1 LED per bulb
Non-Dimmable - 25 per package - C7 (E12) Base - .96 Watts

Master CS Qty: 1000
Weight: 21.30 lbs

Part #	Color
LED-C7-QC	Multi-Color Quick Change Bulb
LED-C7-SC	Multi-Color Slow Change Bulb
LED-C7-RY	Red/Yellow Twinkle Bulb
LED-C7-RB	Red/Blue Twinkle Bulb
LED-C7-RG	Red/Green Twinkle Bulb
LED-C7-WT	Warm White-Twinkle Bulb
LED-C7-CT	Cool White-Twinkle Bulb
LED-C7-BT	Blue -Twinkle Bulb
LED-C7-GT	Green -Twinkle Bulb
LED-C7-OT	Orange -Twinkle Bulb
LED-C7-PT	Purple -Twinkle Bulb
LED-C7-PK-T	Pink - Twinkle Bulb
LED-C7-RT	Red -Twinkle Bulb
LED-C7-YT	Yellow -Twinkle Bulb



C9 LED RETROFIT BULBS - 5 LEDS per bulb
Dimmable - 25 per package - C9 (E17) Base - .58 Watts

Master CS Qty: 1000
Weight: 37.40 lbs

Part #	Color
LED-C9-RED-SMD	Red
LED-C9-YEL-SMD	Yellow
LED-C9-ORG-SMD	Orange
LED-C9-BLU-SMD	Blue
LED-C9-GRN-SMD	Green
LED-C9-CW-SMD	Cool White
LED-C9-WW-SMD	Warm White
LED-C9-5MULTI-SMD	5 Multi (R/Y/O/B/G)
LED-C9-PUR-SMD	Purple
LED-C9-PNK-SMD	Pink
LED-C9-TEL-SMD	Teal
LED-C9-CS-SMD	Champagne - Smooth - Non-Dimmable



C9 LED BULBS COLOR CHANGE & TWINKLE - 1 LED per bulb
Non-Dimmable - 25 per package - C9 (E17) Base - .96 Watts

Master CS Qty: 1000
Weight: 37.40 lbs

Part #	Color
LED-C9-QC	Multi-Color Quick Change Bulb
LED-C9-SC	Multi-Color Slow Change Bulb
LED-C9-WT	Warm White-Twinkle Bulb
LED-C9-CT	Cool White-Twinkle Bulb

C7 & C9 Melting Icicle Bulbs

Static bulbs .96 watts • Falling bulbs .5 watts

Master CS Qty: 200
Weight: 25.60 lbs

Part #	Base	Size	LEDs	Color/Mode
LED-C7-ICE-WW	C7 (E12)	7"	12	Warm White/Falling
LED-C7-ICE	C7 (E12)	7"	12	Cool White/Faling
LED-C7-ICE-D	C7 (E12)	9"	7	Cool White/Static
LED-C9-ICE-WW	C9 (E17)	7"	12	Warm White/Falling
LED-C9-ICE	C9 (E17)	7"	12	Cool White/Faling
LED-C9-ICE-D	C9 (E17)	9"	7	Cool White/Static



New for 2019 - SMD RETROFIT BULBS

What is an SMD bulb?

SMD means Surface Mounted Device (diode), so instead of the LED's being mounted low in the base, the new chips are now surface mounted higher resulting in a much brighter bulb. Going forward this style will be our standard bulb. All SMD are dimmable. **Less power - more lumens!**

****Notice lower watts - From .96 to .58 watts****



Old Style Bulb



New Style Bulb

Other bulb styles, finishes, and colors are available by special order

**G30 LED BULBS - 5 LEDs per bulb**

Dimmable - 25 per package - C9 (E17) Base - .96 Watts - 1" Diameter

Master CS Qty: 1000
Weight: 40.00 lbs

Part #	Color
LED-G30-CW-D	Cool White
LED-G30-WW-D	Warm White "Sun Warm"
LED-G30-GRN-D	Green

**G40 LED BULBS - 3 LEDs per bulb**

Dimmable - 25 per package - C7 (E12) Base - .96 Watts - 1 1/2" Diameter

Master CS Qty: 250
Weight: 12.00 lbs

Part #	Color
LED-G40-CW-D	Cool White
LED-G40-WW-D	Warm White "Sun Warm"
LED-G40-5MULTI-D	5 Multi (R/Y/O/B/G)
LED-G40-WW-O	Warm White "Sun Warm" Opaque Smooth Non-Dimmable C9 base - 5 LEDs
LED-G40-WW-D-C9	Warm White "Sun Warm" C9 base - 5 LEDs
LED-G40-WS-SMD	Warm White "Sun Warm" Clear Smooth Non-Dimmable C9 base - 3 LEDs

**G50 LED BULBS - 5 LEDs per bulb**

Dimmable - 25 per package - C9 (E17) Base - .96 Watts - 2" Diameter

Master CS Qty: 250
Weight: 20.00 lbs

Part #	Color
LED-G50-CW-D	Cool White
LED-G50-WW-D	Warm White "Sun Warm"
LED-G50-5MULTI-D	5 Multi (R/Y/O/B/G)
LED-G50-CS	Champagne Facetted - Non-Dimmable

**C7 7-COLOR SYNCHRONIZING BULBS**

Non-Dimmable - 25 per package - C7 (E12) Base - 1.5 Watts

Master CS Qty: 500
Weight: 13.00

Part #	Color
LED-C7-7COLOR	Multi-Color Faceted (R/G/B/PR/T/Y/CW)
LED-C7-7COLOR-O	Multi-Color Smooth Opaque (R/G/B/PR/T/Y/CW)

**C9 7-COLOR SYNCHRONIZING BULBS**

Non-Dimmable - 25 per package - C9 (E17) Base - 1.5 Watts

Master CS Qty: 500
Weight: 20.00

Part #	Color
LED-C9-7COLOR	Multi-Color Faceted (R/G/B/PR/T/Y/CW)
LED-C9-7COLOR-O	Multi-Color Smooth Opaque (R/G/B/PR/T/Y/CW)

**LED SPOTLIGHTS - 90 LEDs per bulb**

Dimmable - Fits standard floodlight holder - E27 Base

Master CS Qty: 50
Weight: 25.50 lbsApproximate Light Output: 100 Lumens
Equivalent to a 28w incandescent light bulb

Part #	Color
LED-PAR38-RED	Red
LED-PAR38-YEL	Yellow
LED-PAR38-ORG	Orange
LED-PAR38-BLU	Blue
LED-PAR38-GRN	Green
LED-PAR38-CW	Cool White
LED-PAR38-WW	Warm White "Sun Warm"
LED-PAR38-PUR	Purple
LED-PAR38-PNK	Pink
LED-PAR38-TEL	Teal
12-195	Floodlight holder w/ground stake



INCANDESCENT PRODUCTS



INCANDESCENT MINI LIGHTS - 50 Light Count

Not LED - 6" Spacing

Case Qty: 25
Weight: 18.00 lbs

Part #	Wire Color	Color
50-CLR	Green	Clear
50-CLR-W	White	Clear
50-RED	Green	Red
50-GRN	Green	Green
50-BLU	Green	Blue
50-MULTI	Green	5 Multi (R/G/P/B/Y)
50-TRD	Green	Traditional (G/R/C)



INCANDESCENT MINI LIGHTS - 100 & 150 Light Count

Not LED

Case Qty: 25
Weight: 25-36 lbs

Part #	# Lights	Wire Color	Spacing	Color
100MINI-CL	100	Green	4"	Clear
100MINI-CL-BRN	100	Brown	4"	Clear
100MINI-CL-6	100	Green	6"	Clear
100MINI-ML	100	Green	4"	5 Multi (R/G/P/B/Y)
100MINI-ML-6	100	Green	6"	5 Multi (R/G/P/B/Y)
150MINI-CL	150	Green	6"	Clear - 20/cs



INCANDESCENT C7 BULBS

Not LED - Sold in packs of 25 - 7 watts

Case Qty: 1000 bulbs
Weight: 16.00 lbs

Part #	Color
C7-CL	Clear
C7-MUL	5 Multi (R/B/G/Y/P)



INCANDESCENT C9 BULBS

Not LED - Sold in packs of 25 - 7 watts

Case Qty: 1000 bulbs
Weight: 30.00 lbs

Part #	Color
C9-CLR	Clear
C9-MUL	5 Multi (R/B/G/Y/P)



XENON STROBE

C9 (E17) BASE - 6 watt (incandescent) Xenon Bulb - 120 flashes/min

Sold by the each

Part #	Color
C9-STROBE-XENON	Clear



INCANDESCENT ICICLE LIGHTS - 150 Light Count

Not LED

Case Qty: 12

Part #	Wire Color	Measurements	Case Wt
ICE-150W	White	6" between drops - 24"-12"-18" 4" drop bulb spacing - 24 drops total	17 lbs
ICE-150G	Green	4" between drops - 18"-9"-15" 3" drop bulb spacing - 27 drops total	14 lbs
CLIP-ICE	Icicle Light Clips - 2000 clips/case		



1/2" INCANDESCENT ROPE LIGHT - 150 foot spool

Not LED - with 3 power cords & accessory kit - 36" cut marks

Part #
RL-CL
Clear

* Other colors/sizes are available by special order





Green Socket Wire



White Socket Wire



Brown Socket Wire



Black Socket Wire



Green Wire

White Wire

Brown Wire



C9 Stringer



C7SOCKET-G
C9SOCKET-G



14-330
MP-W



14-331
FP-W



FP-G



MP-G



FEMALEINLINE-G



FEMALEINLINE-W



QC-F



QC-M

SPT-1 C7 & C9 SOCKET & BLANK WIRE

Max length for 12" socket spacing is: 100ft. for incandescent bulbs and 400ft. for LED bulbs
18g - SPT-1 wire - 1000' spool

Part #	Wire Color	Spacing	Bulb Size	Sold by
C7-1000-G	Green	12"	C7	foot/spool
C7-1000-W	White	12"	C7	foot/spool
C7-1000-G-6	Green	6"	C7	foot/spool
C7-1000-W-6	White	6"	C7	spool
C7-1000-G-18	Green	18"	C7	spool
C7-1000-G-36	Green	36"	C7	spool
C7-500-BRN-6	Brown	6"	C7	500' spool
C9-1000-G	Green	12"	C9	foot/spool
C9-1000-W	White	12"	C9	foot/spool
C9-1000-G-6	Green	6"	C9	spool
C9-1000-W-6	White	6"	C9	spool
C9-1000-G-15	Green	15"	C9	spool
C9-1000-W-15	White	15"	C9	spool
C9-1000-BLK-15	Black	15"	C9	spool
C9-1000-W-18	White	18"	C9	spool
C9-1000-BRN-18	Brown	18"	C9	spool
C9-1000-BLK-24	Black	24"	C9	spool
WIRE250-GRN	Green	None	No Sockets	spool
WIRE250-WHT	White	None	No Sockets	spool
WIRE250-BRN	Brown	None	No Sockets	spool
WIRE1000-GRN	Green	None	No Sockets	spool
WIRE1000-WHT	White	None	No Sockets	spool
C9-25-G	Green	12"	C9 - 25 Sockets - Male Plug	

SPT-1 C7 & C9 Stringers

12" socket spacing w/12" male lead and 6" crimped end, 100' Length.

Part #	Wire Color	Spacing	Bulb Size
C7-100-G	Green	12"	C7
C7-100-W	White	12"	C7
C9-100-G	Green	12"	C9
G9-100-W	White	12"	C9

SPT-1 WIRE ACCESSORIES - SOCKETS & PLUGS

Part #	Color	Description
C7SOCKET-G	Green	Snap-On C7 Socket - SPT-1 Wire
C9SOCKET-G	Green	Snap-On C9 Socket - SPT-1 Wire
14-330	Black	UL Male Slide-on end connector
14-331	Black	UL Female Slide-on end connector
MP-G	Green	UL Male Slide-on end connector
FP-G	Green	UL Female Slide-on end connector
FEMALEINLINE-G	Green	UL Female Slide-on INLINE connector
MP-W	White	UL Male Slide-on end connector
FP-W	White	UL Female Slide-on end connector
FEMALEINLINE-W	White	UL Female Slide-on INLINE connector
QC-M	Brown	Male Quick Connect For 18g SPT-1 Wire - Non-Polarized
QC-F	Brown	Female Quick Connect For 18g SPT-1 Wire - Non-Polarized

SPT-2 C7 & C9 SOCKET WIRE & PLUGS

Max length for 12" socket spacing is: 100ft. for incandescent bulbs and 400ft. for LED bulbs
18G SPT-2 wire - 1000' spool

Part #	Wire Color	Spacing	Bulb Size	Sold by
C7-SPT2-1000-G	Green	12"	C7	spool
C9-SPT2-1000-G	Green	12"	C9	spool
C9-SPT2-1000-W	White	12"	C9	spool
WIRE-SPT2-1000G	Green	None	No Sockets	spool
WIRE-SPT2-1000W	White	None	No Sockets	spool
MP-SPT2-G	Green		Male Slide-on connector SPT-2 wire	
FP-SPT2-G	Green		Female Slide-on connector SPT-2 wire	

TRADITIONAL “HIGH END” GREENERY LED, INCANDESCENT OR UNLIT

Choose the benefits of quality realistic greenery with your choice of traditional unlit, pre-lit with incandescent mini-lights or pre-lit with energy-saving LED. Rated for indoor or outdoor use. Made from high grade PVC material that is twice as thick as standard greenery for a much fuller high end look.

TREES

High tip count - Very Full - Life-like dark green color

Part #	Size	Tip Count	Light Style
LEDTREE-75	7.5'	1419	750 5MM Warm White LEDs
LEDTREE-95	9.5'	2711	1200 5MM Warm White LEDs
LEDTREE-12	12'	3133	2100 5MM Warm White LEDs

GARLAND

High tip count - Very Full - Life-like dark green color

Part #	Size	Tip Count	Light Style
GARLAND-NL	9 ft x 14 in	280	No Lights
GARLAND-100-NL	100 ft x 14 in	3120	No Lights
LEDGAR-914	9 ft x 14 in	280	100 5MM Warm White LEDs

WREATHS

High tip count - Very Full - Life-like dark green color

Part #	Tip Count	Light Style
24 INCH		
24W	110	No Lights
WR24	110	35 Clear Incandescent Mini Lights
LEDWREATH-24	110	35 5MM Warm White LEDs
36 INCH		
36W	250	No Lights
WR36	250	100 Clear Incandescent Mini Lights
LEDWREATH-36	250	100 5MM Warm White LEDs
48 INCH		
48W	400	No Lights
WR48	400	200 Clear Incandescent Mini Lights
LEDWREATH-48	400	200 5MM Warm White LEDs
60 INCH		
60W	800	No Lights
WR60	800	400 Clear Incandescent Mini Lights
LEDWREATH-60	800	400 5MM Warm White LEDs
72 INCH		
72W	1200	No Lights
WR72	1200	600 Clear Incandescent Mini Lights
LEDWREATH-72	1200	600 5MM Warm White LEDs
84 INCH		
LEDWREATH-84	1704	800 5MM Warm White LEDs



Bows available in 4 sizes

BOWS - RED VELVET

The finishing touch for wreaths and garland

Part #	Size	Recommended Usage
BOW-SM	9"W x 13"L	Garland or 24" Wreath
BOW-MED	11.5"W x 24"L	36" or 48" Wreath
BOW-LG	14"W x 26.5"L	48" or 60" Wreath
BOW-XL	16.5"W x 34"L	60" or 72" Wreath

DESIGNER “HIGH END” WOODLAND BLEND GREENERY

Mix of simulated White Pine, Balsam, Cedar, and Scotch Pine with Red Berries (Hawthorn/Holly) and varying sizes/shapes of pinecones



Part #	Size	Tip Count	Light Style
WB-WREATH-24	24"	220	35 5MM Warm White LEDs
WB-WREATH-36	36"	408	100 5MM Warm White LEDs
WB-WREATH-48	48"	786	300 5MM Warm White LEDs
WB-WREATH-60	60"	1008	400 5MM Warm White LEDs
WB-WREATH-72	72"	1350	600 5MM Warm White LEDs
WB-WREATH-84	84"	1704	800 5MM Warm White LEDs
WB-WREATH-48-NL	48"	786	Unlit
WB-WREATH-60-NL	60"	1008	Unlit
WB-WREATH-72-NL	72"	1350	Unlit
WB-GARLAND-9X14	9'	363	100 5MM Warm White LEDs
WB-GARLAND-9X14-NL	9'	363	Unlit
WB-CASCADEGARLAND-6	6'	470	100 5MM Warm White LEDs
WB-TREE-7	7'	711	300 5MM Warm White LEDs



TOWER TREES

Eye-catching large trees for shopping centers and other public areas. Available for special order in heights ranging from 14' to 50' in 2' increments. Rugged construction and easy to assemble, most can use either incandescent or LED bulbs. Contact us for complete specifications and pricing.

*Limited availability and special order only.





HOLIDAY DISPLAYS

Large Displays are a great add-on item for Commercial Sites, Downtown/Main Street Areas, Resorts, or Light Park Displays. From Tower Trees, to Pole Mounted Decorations, to Sign/Building Enhancers, there is an option to fit any Venue, Theme, or Color Scheme. These items are all available by special order - you will find a sampling of options to the right.

- Tree Toppers
- Pole Mount, Building Mount, Skyline, & Free-Standing Displays
- Banner & Sign Enhancers

Can't find exactly what you are looking for? Don't Worry, Custom items are also available! Please contact us for additional options, product specs, lead time, and pricing.



RGB - LIGHTS

RGB stands for Red, Green and Blue, and is an additive color model in which, the intensities of those 3 colors of light are varied to produce thousands of colors. Mixing intensities of light sounds simple enough, but when you start dealing with the in-between colors like orange, pink, and yellow, these mixed colors are where low quality RGB systems will fail to represent the color accurately. Minleon has the unique ability to manufacture the controllers, the accessories and the lights to guarantee the best color representation possible. Minleon strings are also considered "smart pixels" where every bulb (node/pixel) is fully programmable, so each bulb can be its own color as part of a motion or color changing effect. All Minleon products are commercial grade, UV resistant and UL listed.



RGB+TRIKLIT-10-4



RGB+C7-25-12



RGB+G40-25-12



RGB+FLEXSTRIP



RGB+PEBBLE-20-3



RGB+G20-25-6



RGB+ORB-13.8 RGB+ORB-19.7 RGB+ORB-4 RGB+ORB-9.8

RGB ORBS

Double Sided 360 degree view, includes T-Way connector for easy "in-line" connection of multiple orbs, 4 Size Options (3 larger sizes include optional ground mount, shown in picture above)

Part #	Diameter	#LEDs
RGB+ORB-19.7	19.7"	30
RGB+ORB-13.8	13.8"	24
RGB+ORB-9.8	9.8"	15
RGB+ORB-4	4"	8

RGB TRIKLIT - 360 Degree

Offer a 360 degree viewing angle and feature a polycarbonate shell that is fully waterproof. Adapts easily to architectural elements, trees, grids, and special event lighting. Wired through center of G40 globe instead of traditional off-set socket, making it the most durable light string product.

Part #	#Lights	Spacing	Length
RGB+TRIKLIT-25-12	25	12"	25'
RGB+TRIKLIT-20-12	20	12"	20'
RGB+TRIKLIT-10-12	10	12"	10'
RGB+TRIKLIT-5-12	5	12"	5'
RGB+TRIKLIT-25-4	25	4"	8.33'
RGB+TRIKLIT-20-4	20	4"	6.66'
RGB+TRIKLIT-10-4	10	4"	3.33'
RGB+TRIKLIT-5-4	5	4"	1.66'

RGB TRADITIONAL-SHAPED LIGHT SETS

G40 - Round opaque globes 40mm (1.5") diameter. Smooth even glow that looks fantastic in any season

Part #	Bulb Type	#Lights	Spacing	Length
RGB+G40-25-12	G40	25	12"	25'
RGB+G40-20-12	G40	20	12"	20'
RGB+G40-10-12	G40	10	12"	10'
RGB+G40-5-12	G40	5	12"	5'
RGB+G40-25-4	G40	25	4"	8.33'
RGB+G40-20-4	G40	20	4"	6.66'
RGB+G40-10-4	G40	10	4"	3.33'
RGB+G40-5-4	G40	5	4"	1.66'

G20 - Same great look but in 20mm (.78") diameter

Part #	Bulb Type	#Lights	Spacing	Length
RGB+G20-25-6	G20	25	6"	12.5'

C7 - Traditional Christmas C7 shape

Part #	Bulb Type	#Lights	Spacing	Length
RGB+C7-25-12	C7	25	12"	25'

RGB FLEX STRIP

UV resistant solid silicone jacket, Ultra bright 5050 SMD LEDs, 2 LEDs per pixel, 28LEDs/14 pixels per meter - Standard 5m roll

Part #	Bulb Type
RGB+FLEXSTRIP	RGB Flexible Strip, 70 Pixels/140 Lights, 16.4' (5m) Long, Single Sided
RGB+FLEX-M	Male Plug End for RGB Flex Strip
RGB+FLEX-F	Female Plug End for RGB Flex Strip

RGB PEBBLES

Unique dual sided shape, with notches for zipties or clips for easy mounting - Roughly 1.8"x0.57" - Transparent, Flat-Single sided, Opaque bulb finish options

Part #	#Lights	Spacing	Length	Bulb Finish
RGB+PEBBLE-20-3	20	3"	5'	Opaque
RGB+PEBBLE-10-3	10	3"	2.5'	Opaque
RGB+PEBBLE-20-3-T	20	3"	5'	Transparent
RGB+PEBBLE-25-6-T-F	25	6"	26'	Flat, Single Sided
RGB+PEBBLE-20-6-T-F	20	6"	10'	Flat, Single Sided
RGB+PEBBLE-10-6-T-F	10	6"	5'	Flat, Single Sided
RGB+PEBBLE-5-6-T-F	5	6"	2.5'	Flat, Single Sided

RGB BULLET LIGHTS

10mm LED, Industry standard pixel size, designed for mounting in props, strips or in a fashion similar to traditional mini lights.

Part #	#Lights	Spacing
RGB+Bullet-25-4	25	4"



MINI CONTROLLER V3

Controls up to 500 RGB lights. Includes pre-programmed effects. Can be used stand-alone or with hand-held remote. Allows for effects, color and speed control. Mounting hook included, rated for outdoor use. Remote control has memory keys so users can set and recall their four favorite effects.

Remote recommended - required for color selection and customization of mini controller.

Part #	Description
RGB+MC2	Plays built in effects for up to 500 lights with proper power injection. Remote required for setup and customization - sold separately
RGB+SA	Signal amplifier, splits the Mini Controller output into 16 identical outputs, requires RGB29A power supply
RGB+A15-REMOTE	Remote



RGB+MC2



RGB+A15-REMOTE



RGB+SA

WI-FI CONTROLLER

Controls up to 400 Lights, and includes about 2 dozen effects - some are user customizable in terms of colors, speed, and direction. Configuration can be done with any WIFI enabled device such as tablets, laptops, and smartphones. WIFI controller creates its own WIFI network so no internet is needed and it can be installed in remote locations. While any WIFI device can be used, there is a newly released app for iOS.

Part #	Description
RGB+WIFI	Wifi controller for RGB lights



RGB+WIFI

LARGE SCALE DISPLAY CONTROLLERS

Controller Options for Large Scale Lighting Projects needing more than 400 lights, multiple controllers, or audio.

NETWORK EFFECTS CONTROLLER

The NEC is a multi-purpose controller with the following hardware:

- LCD display and rotary push-button knob for user interface
- SD/HC card slot to hold user generated lighting data and audio files
- Network port to send lighting data to NDBs and synchronize with other NECs
- Single DMX port (2 RJ45 jacks) for sending DMX lighting data or receiving DMX commands
- Audio WAV file player and output jack
- Built-in User customizable effects
- Time of day clock to turn on/off automatically
- Supports 8000 lights and 16 NDBs

Part #	Description
RGB+NEC	Network Effects Controller
RGB+NEC-UI	Wireless interface for NEC/Express/DMX RGBAW Flood lights
RGB+NDB	Network Data Box, Artnet/DDP, 40A max



RGB+NEC



RGB+NDB



RGB+EF



RGB+DDB



RGB+MP3

LEGACY CONTROLLER

Minleon's original Effects controller must be used with the DDB and should support existing systems. New systems should use the NEC/NDB (see above)

Part #	Description
RGB+EF	Effects Controller
RGB+DDB	Use only with EF, 16 outputs
RGB+MP3	Use to add music to EF/DDB systems

RGB - EXPRESS CONTROLLER / ACCESSORIES

EXPRESS CONTROLLER

On, Off, and Dimming Control for Standard LED Lights - Use to incorporate standard LED Lights, with your RGB Display

Part #	Description
EXPRESSCONTROLLER	Express Controller



EXPRESS CONTROLLER

RGB ACCESSORIES

STANDARD T

Used for splitting data, or power injection. If used for power injection RGBNPS is required.

Part #	Description
RGB+A08	Standard T



SEND/RECEIVE UNIT

When you have distances of over 20 feet between light strings, or a starting run of more than 20 feet from the controller to the first RGB light set, you will need a send/receive unit set-up. These extend the data range to over 300 feet. Send receive units use 4 conductor cable running between them. 4 conductor cable is available in 25' and 50' lengths.

Part #	Description
RGB+A11	Sender/Receiver Card
RGB+S08	25' Spacer 9amp, 4 wire 20awg
RGB+S09	50' Spacer 9amp, 4 wire 20awg



POWER SUPPLIES

The power supply for RGB is a 120 volt transformer that converts to 12volt DC.

Part #	Description
RGB+1.5A	1.5 amp Power Supply, for up to 25 bulbs
RGB+3A	3 amp Power Supply, for up to 75 bulbs
RGB+5A	5 amp Power Supply, for up to 100 bulbs
RGB+29A	29 amp Power Supply, for up to 800 bulbs
RGB+40A	40 amp high reliability to power NDB's up to the maximum number of lights



SMART T

Unique to this system Smart tees are used to reduce the amount of cables running between lights and controllers and to more efficiently use controller outputs. Commonly used in trees and grids.

Part #	Description
RGB+A13	12" Smart T
RGB+A14	24" Smart T



COPY T

Copies the last data information to create larger lighting set-ups all displaying the same effect without adding control capability

Part #	Description
RGB+TWC	Copy T



SPACER CABLES

Includes a 3-prong coaxial-style connector, used to jump from one display to another or to run power from the controller. Cable is black.

Part #	Description
RGB+A02	2' length cable
RGB+A03	5' length cable
RGB+A04	10' length cable
RGB+A05	20' length cable



OTHER ACCESSORIES

Part #	Description
RGB+NPS	No Power Spacer - Used to block power but allow data to continue through, used with RGB+A08 for power injection
RGB+DCC	Data Connector Cable - Used with 3A power supply to power WIFI controller based systems
RGB+TWP	Clear Data Power T - Injects power and reconditions the data, used for long runs after the first 100 lights
RGB+SWITCH-5	5 port networking switch, used when multiple NDBs are needed
RGB+CAT5-2	2' flat 30 AWG UTP Cat5e cable
RGB+CAT5-25	25' 24AWG UTP Cat5e cable
RGB+CAT5-50	50' 24AWG UTP Cat5e cable
RGB+SD	SD card compatible with NEC for custom programs



LIGHT SHOW SOFTWARE

Part #	Description
LSP-B	Basic edition - Control/Program up to 512 channels
LSP-A	Advanced Edition - Control/Program up to 8192 channels
LSP-P	Professional Edition - Control/Program up to 32767 channels



POWER

- All Minleon RGB products will run on 12v DC
- Power supplies are UL & ETL listed




CONTROL

- Networks effects controller sends effects to one or more NDB's
- Wi-Fi & Mini controllers send effects directly to lights (smaller systems)
- Network Distribution Box connects to lights, and receives commands from NEC or computer



DISTRIBUTION

- Wide variety of T's, spacer wires, and other components to complete the system



LIGHTS

- Individually controllable "Smart Pixels"
- Minleon pixels produce better colors than most
- UL Listed
- UV Protected

RGB GRIDS

We use vertical hanging strings of the unique center cabled Triklits to make grids of nearly any size. Since cable runs through the middle of the bulb, each one hangs right where it should without having to mount each bulb to a frame. Looks great with patterns and shapes created by the Network Effects Controller, or custom programming.



RGB LIT TREES

From branch trees to vertical string trees we have scalable RGB options to fit your needs. We can provide a system to jazz up your existing tree, or we carry entire tree packages - Packages will include a tree or frame, your chosen light style plus all the controllers and accessory items needed for an impactful display. There are so many possibilities, give us a call to find out more!



RGB - DESIGN SERVICES

Have a unique or unusual lighting project, but no idea how to do it? Our professional in-house design and engineering services give us the ability to engineer a system to specifically to you/your client's needs. Using the Minleon product line allows us to offer unmatched flexibility, choices and options. Don't worry, we won't just sell you a box of parts, we work with our clients to make sure they successfully complete the project by providing diagrams and tech support as needed. Contact us with any interesting custom projects you can dream up. Remember RGB lighting isn't just for Christmas, use it year-round for eye-catching promotion. Customers that benefit from RGB installations; parks, zoos, shopping centers, casinos, and private estates enjoy elaborate RGB LED displays. Sophisticated displays can be created and even synchronized to music.



RGB - FLOODLIGHTS & ACCESSORIES

RGB FLOODLIGHTS

Part #	Description	#LEDs
RGBPAR-9-35	RGBWA DMX Outdoor Floodlight	9
RGBPAR-12-35	RGBWA DMX Outdoor Floodlight	12
RGBPAR-18-35	RGBWA DMX Outdoor Floodlight	18

RGB FLOODLIGHT ACCESSORIES

Part #	Description
RGBDMX-OUT-2M	2 Meter (6.56') DMX Cable for RGBWA Outdoor Floodlight
RGBDMX-OUT-5M	5 Meter (16.4') DMX Cable for RGBWA Outdoor Floodlight
RGBDMXOUT-10M	10 Meter (32.81') DMX Cable for RGBWA Outdoor Floodlight
RGBDMX-3PM-OUT-F	Standard 3-Pin DMX Male to Outdoor Female DMX Adaptor



RGBPAR-9-35 - back



RGBPAR-12-35 - back



RGBPAR-18-35 - back



RGBPAR-9-35



RGBPAR-12-35



RGBPAR-18-35



RGB - SNOWFLAKES

Color changing snowflake that runs thru 8 pre-programmed blue & pure white changing functions. 3 dimensional white frame, with hanging ring attached. Great for extended winter displays!

RGB SNOWFLAKES

Part #	Size	Description
RGBSF-24-BW	24"	Color Changing Snowflake
RGBSF-36-BW	36"	Color Changing Snowflake
RGBSF-48-BW	48"	Color Changing Snowflake
RGBSF-60-BW	60"	Color Changing Snowflake



RGB - STARS

Color changing star that runs thru 8 pre-programmed red, pure white, and blue changing functions. 3 dimensional white frame, with hanging ring attached. Great for every patriotic holiday, spring thru fall!

RGB SNOWFLAKES

Part #	Size	Description
RGBSTAR-24-RWB	24"	Color Changing Star
RGBSTAR-36-RWB	36"	Color Changing Star
RGBSTAR-48-RWB	48"	Color Changing Star
RGBSTAR-60-RWB	60"	Color Changing Star





S14 LED RETROFIT BULBS Glass 11 watts - Plastic .96 watts
Smooth Plastic & Glass versions available - * Indicates Dimmable bulb
Great for Summer Patio or Deck Lighting

Part #	Size	Material	Colors	Light Style
LED-S14-WW-GLASS	S14	Glass	Warm White	16 Stack Mounted LEDs
LED-S14-CW-GLASS	S14	Glass	Cool White	16 Stack Mounted LEDs
LED-S14-WW-SMD	S14	Plastic	Warm White	10 Platform Mounted LEDs*
LED-S14-CW-SD	S14	Plastic	Cool White	10 Platform Mounted LEDs*
LED-G45-2W-GLASS	G45	Glass	Warm White	2 Watt - Filament LED*
LED-S14-2W-GLASS	S14	Glass	Warm White	2 Watt - Filament LED*
LED-S14-WW-SMD-12V	S14	Plastic	Warm White	.8 Watt - Low Voltage

E26 SOCKET WIRE

No female plug - 24" Socket Spacing - Black wire

Main Wire - 16 gauge SPT-2 wire
Drop Wire - 18 gauge SPT-1 wire

Part #	Socket #	Length
E26S-24L	24	48' lit length, 6' cord
E26S-50L	50	100' lit length, 8' cord
E26S-165L	165	300 ft spool, no plug ends



G40 LED BULBS - 3 LEDs per bulb

Dimmable - 25 per package - C7 (E12) Base - .58 Watts - 1 1/2" Diameter

Master CS Qty: 250
Weight: 12.00 lbs

Part #	Color
LED-G40-WW-SMD	Warm White "Sun Warm"
LED-G40-WW-O-SMD	Warm White "Sun Warm" Opaque Smooth Non-Dimmable C9 base - 3 LEDs
LED-G40-WS-SMD	Warm White "Sun Warm" Clear Smooth Non-Dimmable C9 base - 3 LEDs



G50 LED BULBS - 5 LEDs per bulb

Dimmable - 25 per package - C9 (E17) Base - .58 Watts - 2" Diameter

Master CS Qty: 250
Weight: 20.00 lbs

Part #	Color
LED-G50-CW-D-SMD	Cool White
LED-G50-WW-D-SMD	Warm White "Sun Warm"
LED-G50-CS-SMD	Champagne Facetted - Non-Dimmable

See Page 14 for
Information on
New SMD Bulbs



LOW VOLTAGE LED SETS

No Power - No Problem Powering lights for holiday or seasonal decorating in landscape beds used to be limited by driveways or walkways, or by having (or not having) an outlet in the bed. But not anymore! With these NEW Low-Voltage LED String Lights, you can tap into your Low-Voltage landscape lighting system for power. No more running miles of extension cords across your lawn, hiring an expensive electrician to install an outlet, or having to not light an area you wanted to. Great for Landscape Beds, Parking Lot Islands, Gated Entrances, or anywhere you have low-voltage lighting but no outlet.

Features:

- No 120v outlet required - Power via your 12v AC Low-Voltage Transformer
- Tap off of an existing line, or run a new line from the transformer
- Weather-resistant construction reduces chance of set failure
- Green Wire blends easily with greenery and foliage
- Energy Efficient - Uses only 1.92 watts per set
- Pure White and Multi Colored sets are available by special order

Specifications:

- 48 5MM LEDs Per Set
- Solid Sealed Bulb Construction
- 6" Bulb Spacing
- 3" lead/tail wires with co-axial connections
- 22g Wire
- 12v AC
- 24' Total Length
- Connect Up To 18 Sets End-To-End



5MM LOW-VOLTAGE STRING LIGHTS - 48 Light Set

6" Spacing - 3" lead/tail wire - 24' - 18 sets End-to-End

Part #	Description
5MM48WWLV	Warm White - 12v AC - Green Wire
LV-Power Lead	6' Transformer Power Lead - Bare Wire to Coaxial
LV-Spacer-12	12' Spacer Wire - Coaxial Connection

LASER PROJECTION LIGHTS

The Laser Projection Light is a revolutionary, time saving, and portable laser light that allows you to decorate any surface in a kaleidoscope of brilliant color. Simply plug it in, point it towards your house, tree, or wall, and then adjust the dial until you achieve the desired effect. Made with high quality, durable components, and available in three Colors: Blue, Green, and Red - This is the perfect hassle-free solution for decorating large trees or surfaces, with thousands of lights, in just minutes!

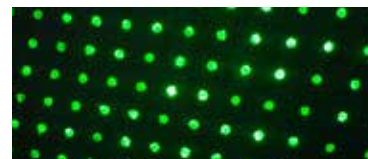




Product Specs:

- 25' x 25' Projection Area (at 35' away)
- Small and Compact Size: Dimensions - 6.5" T x 2.5" W x 3.5" L
- Get different looks or Change the Pattern with the adjustable dial
- Use a single Color, or combine multiple colors for a unique look
- Flexible Stem allows you to point the laser as needed
- Ground Stake and weighted Metal Base are included for multiple install options - Other Install Accessories are available
- 52" Power Cord w/outdoor rated plug
- Low Energy Usage: Only 5 Watts per fixture!
- Commercial Grade Class IIIa Laser
- Life Span of Laser: 7,000 - 10,000 Hours of Continuous Use
- All Weather Commercial Grade Aluminum Construction
- UL Listed for Indoor/Outdoor Use



LASER PROJECTION LIGHT
25' x 25' Projection Area at 35' away

Part #	Color
LASER-BLU	Blue
LASER-GRN	Green
LASER-RED	Red



CHERRY BLOSSOMS




Great for Weddings, Spring/Summer Parties or outdoor patio areas
Indoor/Outdoor Use

CHERRY BLOSSOM TREES

24" - 167 LEDs with adaptor

Case Qty: 4
Weight: 40.00 lbs

Part #	Color
04244-02	Red
04245-04	Yellow
04248-11	Blue
04254-49	Teal
04250-12	Purple
04246-61	Pink
04247-13	Pure White
04249-14	Green
04252-93	Warm White



CHERRY BLOSSOM LIGHT STRINGS - 25 light set

6" spacing - 6" lead/tail - 12.5' - Up to 90 sets - End-to-End

Case Qty: 24
Weight: 13.00 lbs

Part #	Color
144361R-25	Pink
144393R-25	Warm White
144302R-25	Red




BATTERY OPERATED LED LIGHTS

5MM BATTERY OPERATED LEDS - 20 Light set

4" spacing - 20" lead wire - 6.3' - uses 3)AA batteries

Part #	Color
100022031	Warm White - Green Wire
100024772	Warm White - White Wire
100023922	5 Multi - (R/Y/O/B/G) - Green Wire



MICRODOT BATTERY OPERATED LEDS - 18 Light set

4" spacing - 18" lead wire - 7.16' - uses 3)AA batteries
Green naked wire - Indoor use only

Case Qty: 144
Inner Pack: 12

Part #	Color
02066	Red
02064	Yellow
02065	Orange
02067	Blue
02068	Purple
02062	Pink
02060	5 Multi
02069	Green
02070	Pure White
02148	Warm White
02150	Warm White - 50 light - 17.83'



CUSTOM C9 STRINGERS

25 SOCKET C9 (E17) STRINGER

12" spacing - 25' Lit Length - 50' Total Length - Green Wire 18g SPT-1

Part #	Color
C9-25-G	25 socket stringer

Ask us about our custom C9 Socket Stringer Kit Sale

Purchase stringer with bulbs at a special price!

C9 or G-series options available

Customize to any event, sports team, or holiday. This socket stringer can be used year-round.

Use for multiple holidays, special occasions, just by switching out the bulbs!

- 25' blank wire - easily get from your power source to where you want the lights to start
- Polarized male plug attached
- No female plug - can add FP-G for end-to-end connection
- Use with any C9 (E17) base bulb (LED or incandescent) to create your own custom set of lights



EVENT



SPORTS TEAM



HOLIDAY

HALLOWEEN LED LIGHTS



5MM HALLOWEEN STRING LIGHTS - 50 Light Set
6" spacing - 6" lead/tail wire - 25' - up to 45 strands End-to-End

Case Qty: 24
Weight: 21.00 lbs

Part #	Color
5MM50OF-B	Orange Frost
5MM50P-B	Purple Frost
5MM50LF-B	Lime Frost
5MM50PO-F	Purple & Orange Frost
5MM50PL-F	Purple & Lime Frost



5MM HALLOWEEN ICICLE LIGHTS - 105 Lights
6" between drops - 4" lead/tail wire - 10' - up to 30 strands End-to-End

Case Qty: 12
Weight: 19.00 lbs

Part #	Color
LEDICE-ORG-F	Orange Frost
LEDICE-P-B	Purple Frost
LEDICE-L-F	Lime Frost
LEDICE-PO-F	Purple & Orange Frost
LEDICE-PL-F	Purple & Lime Frost



Decorating your yard, and putting up lights, is not just for Christmas anymore! Halloween is now the second biggest decorated holiday in the US, and because it is all about pretending, your light display can be as wild as your imagination. We carries a full line of Halloween Products - Including Special Halloween Colors like; Pumpkin Orange Frost, Frankenstein Lime Frost, or Witches Purple Frost, all on Black Wire.



CLIPS & STAKES

Part #	Description
CLIP-ALL	All-in-one Clip
CLIP-ALL-PLUS	Can be used with all bulbs including icicle lights
LEDCLIP-ALL	For LED String Lights (for use with small bulb styles, ie: G12, M5, C6)
GUTTERCLIP-C7	C7 bulbs on gutter installations - bulb threads through clip and stays on for take down - Tuff Clip
GUTTERCLIP-C9	C9 bulbs on gutter installations - bulb threads through clip and stays on for take down - Tuff Clip
OMNI-CLIP	All-in-one Clip for all bulbs including icicle lights & rope light
LEAF SCREEN-CLIP	Leaf Screen Clip for all bulbs (icicle lights too) - Can also use on gutter
CLIP-ICE	Icicle Light Clips (for use with Icicle Lights Only - LED or Incandescent)
MAGCLIP-C7	C7 Magnetic Socket Clip
MAGCLIP-C9	C9 Magnetic Socket Clip
RCG2	Ridge Clip fits over shingled ridge cap on houses - holds C7/C9 sockets and 1/2" rope
C-CLIP	Clip for C7/C9 Socket Wire - mount via screws or adhesive (not included)
ST	Shingle Tab "New Design" - use by itself, or in conjunction with #PC
PC	Parapet Clip "New Design" - use with #ST for permanent mounting
14-325	Shingle Tab "Original Design"
14-326	Parapet Clip "Original Design" (used w/ shingle tab)
NG-M5	Black Out Caps for M5 LED String Lights
NG-5MM	Black Out Caps for 5MM LED String Lights
39095	Mini Light Adhesive Clips w/pad attached
39021	4.5" Universal Light Stake - Black
39177	15" Light Stake - Green



CLIP-ALL



CLIP-ALL-PLUS



LEDCLIP-ALL



GUTTERCLIP



OMNI-CLIP



LEAF SCREEN-CLIP



CLIP-ICE



MAGCLIP



RCG2



C-CLIP



ST




PC



14-325



14-326



NG-M5



NG-5MM



39095



39021



39177

STOKES ORCHARD LADDERS

Part #	Description
1106H	6' Aluminum TriPod Ladder with Hard Surface Kit
1108H	8' Aluminum TriPod Ladder with Hard Surface Kit
1110H	10' Aluminum TriPod Ladder with Hard Surface Kit
1112H	12' Aluminum TriPod Ladder with Hard Surface Kit
1114H	14' Aluminum TriPod Ladder with Hard Surface Kit
1116H	16' Aluminum TriPod Ladder with Hard Surface Kit



1108

INSTALLATION ACCESSORIES

TIMERS

Outdoor rated timers - Heavy duty - 15 Amp

Part #	Description
15T-1695	Timer w/Grounded Outlet
TIMER-602B	Timer w/2 grounded outlets - 6" power cord
TIMER-652B	Timer w/Photo Cell - 2 grounded outlets - 18" power cord
TIMER-6OUTLET	Timer w/Photo Cell - 6 grounded outlets - 6' power cord
TIMER-6OUTLET-NPC	Timer w/6 grounded outlets - 6' power cord - No photocell



15T-1695



TIMER-602B



TIMER-652B



TIMER-6OUTLET



TIMER-6OUTLET-NPC

ELECTRICAL INSTALLATION ACCESSORIES

Part #	Description
3TT	Triple Tap - 15 amp Green
TS33-66	3M 33 Plus Electrical Tape
3M-GR	3M Grey Wire Nuts - 100/box
12-120	9' Indoor Extension Cord - Green
12-122	9' Indoor Extension cord - White
12-124	10' EXT Cord - Med. (16 gauge wire) Tri-Plug end - Green
EXT-12	12' EXT Cord - Med. (16 gauge wire) Green
12-150	20' EXT Cord - Med. (16 gauge wire) Green
12-155	40' EXT Cord - Med. (16 gauge wire) Green
12-160	80' EXT Cord - Med. (16 gauge wire) Green
EXTHD80	80' EXT Cord - Heavy (14 gauge wire) Green



3TT



TS33-66



3M-GR



12-120



12-122



12-124



EXT-12



12-150



12-155



12-160



EXTHD80

DRIBOX

Keep electrical connections dry & secure

Part #	Description
200SB	Small DRIBOX/Socket Box - 7.8" x 3.4" x 3.7" - Black
285SB	Medium DRIBOX/Socket Box - 11.2" x 6" x 4.3" - Black
330SB	Large DRIBOX/Socket Box - 13" x 9" x 5.5" - Black



200SB

285SB

330SB



DRIBOX interior

Stunning dimensional iconic displays are ideal as standalone centerpieces or an element in a larger holiday extravaganza.

Social Media Photo Op Motifs



7.5'



5'



6.8'



5'



6'



LED Ornament Ring
7' or 10'



LED Walk-Through Ornament
12' or 16'



LED Ornament Ring
7' or 10'



LED Gift Box
7' or 10'



LED Reindeer
8' - 10' - 12'



LED Snowflake
6' - 8' - 10' - 12'



LED Candy Cane
9' or 11'



Vintage Ornament 9'



Santa Hat 9'



Photo Frame 9'

POLE MOUNT DISPLAYS


Pole mount displays are perfect for street light poles, pathway light poles, shopping center parking lots and anywhere a festive touch is needed. Choose from a variety of holiday shapes, lighting options and classic greenery.



BULB COMPARISON CHARTS

String Light Bulb Comparison Chart*

*Bulb images are sized proportionally, dimensions are actual size.



Retrofit Light Bulb Comparison Chart*

*Bulb images are sized proportionally, dimensions are actual size.



HELPFUL TIPS - ELECTRICAL CALCULATIONS & ESTIMATING

CONNECTIVITY

Based on current UL Standards, the maximum number of watts you can plug End-to-End, is 216 Watts.

Use the chart below to easily find Power Draw and Maximum End-to-End (in-line) Connectivity:

Type of Product	Size	Watts/Amps	Maximum End-to-End (in-line) Connectivity
Premium Grade LED Sets	70ct. 5MM, M5, G12, or C6	4.8W/0.04A	45 Sets End-to-End
	50ct. 5MM Red, Gold, Orange, or Multi	2.4W/0.02A	90 Sets End-to-End
	50ct. 5MM Blue, Green, Purple, Pink, Teal, or White	4.8W/0.04A	45 Sets End-to-End
	25ct. C7 or C9	2.4W/0.02A	90 Sets End-to-End
Color-Rite LED Sets	50ct. 5MM, M5, or C5	7.2W/0.06A	30 Sets End-to-End
	26ct. C9	6.0W/0.05A	36 Sets End-to-End
Commercial Grade LED Sets	25ct. All Bulb Styles	3.6W/0.03A	60 Sets End-to-End on one C05065RY Plug
LED Icicle Lights	70ct. All Colors	4.8W/0.04A	45 Sets End-to-End
LED Trunk Wraps/Net Lights	100ct. Red, Gold, Orange, or Multi	4.8W/0.04A	45 Sets End-to-End
	100ct. Blue, Green, Purple, Pink, Teal, or White	8.4W/0.07A	25 Sets End-to-End
Incandescent Mini Lights	50ct. set	24W/0.20A	9 Sets End-to-End
	100ct. set	48W/0.40A	4 Sets End-to-End

Individual Bulbs (LED or Incandescent), using 18g Wire

Use the chart below to easily find Power Draw and Maximum End-to-End (in-line) Connectivity:

Type of Product	Size	Watts/Amps	Maximum End-to-End (in-line) Connectivity
LED Retrofit Bulbs	C7, C9, G-Series, or Plastic S14	0.96W/0.008A	Mfg. recommends no more than 400 Bulbs In-Line
	Glass S14 (non-dimmable)	1.1W/0.0092A	Varies based on Wire Used - Please check wire for Max Watts
Incandescent C7 & C9 Bulbs		7.0W/0.06A	100 Bulbs In-Line

ESTIMATING TREES - How many sets of lights to I need?

Premium Grade LED Sets

Estimating Outdoor Trees (Evergreen or Deciduous) Using Premium Grade LED Sets

HEIGHT of Tree (ground-to-tippy top) X WIDTH of Tree (at widest point) = SQUARE FEET

EX: Tree is 10' Tall x 5' Wide = 50 Square Feet

SQUARE FEET X .18 = TOTAL # Premium LED sets needed (70 light set @ 24' long -or- 50 light set @ 25' long)

EX: 50 Square Feet x .18 = 9 sets of Premium Grade LEDs needed

* Experienced Installers can install an average of 20 Premium Grade sets per hour

Commercial Grade LED Sets

Estimating Outdoor Trees (Evergreen or Deciduous) Using Commercial Grade LED Sets

HEIGHT of Tree (ground-to-tippy top) X WIDTH of Tree (at widest point) = SQUARE FEET

EX: Tree is 10' Tall x 5' Wide = 50 Square Feet

SQUARE FEET X .5 = TOTAL # Commercial LED sets needed (25 light set @ 9' or 13' long)

EX: 50 Square Feet x .5 = 25 sets of Commercial Grade LEDs needed

* Experienced Installers can install an average of 40 Commercial Grade sets per hour

Incandescent Mini Lights

Estimating Outdoor Trees (Evergreen or Deciduous) Using Incandescent Mini Lights

HEIGHT of Tree (ground-to-tippy top) X WIDTH of Tree (at widest point) = SQUARE FEET

EX: Tree is 10' Tall x 5' Wide = 50 Square Feet

SQUARE FEET X .25 = TOTAL # of 50 count Incandescent Mini Light sets needed (25' long)

EX: 50 Square Feet x .25 = 12.5 - Always Round Up - 13 sets of 50ct. Incandescent Mini Lights needed

* Experienced Installers can install an average 20 strands per hour

SQUARE FEET X .13 = TOTAL # of 100 count Incandescent Mini Light sets needed (50' long)

EX: 50 Square Feet x .13 = 6.5 - Always Round Up - 7 sets of 100ct. Incandescent Mini Lights needed

* Experienced Installers can install an average 10 strands per hour



>> Remember trees grow, so plan on adding sets year-to-year

OTHER HANDY NUMBERS/FORMULAS

Electrical - Max Watt/Amp Ratings

18 Gauge Wire	1200 Watts -or- 10 Amps
16 Gauge Wire	1560 Watts -or- 13 Amps
14 Gauge Wire	2160 Watts -or- 18 Amps
Triple Taps & Timers	1800 Watts -or- 15 Amps

Converting Watts to Amps

Watts ÷ Volts (this is a constant = 120V) = Amps

EX: 4.8 watts ÷ 120 Volts = 0.04 Amps

Converting Amps to Watts

Amps × Volts (this is a constant = 120V) = Watts

EX: 0.04 Amps × 120 Volts = 4.8 Watts

TAKENOTES

