

June 2020 Newsletter

*Please Make sure to click on the "**View entire message**" at bottom of this page to view our complete Newsletter.



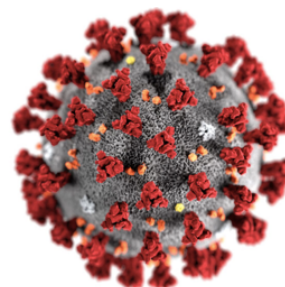
Happening This June



Program Cancellation

not a goodbye, but a see
you later.

Unfortunately, due to the severe impact of COVID-19, YMM headquarters have decided to cancel all of our camps and workshops for the rest of the 2020 year and we hope to reopen our doors in 2021. Please disregard all of our previous emails about YMM's online camps, workshops and programs.



Last Session of the Semester

ART REVIEW

Unlike the previous years, we will have Virtual Art Review for the Spring Semester 2020, since we won't be able to gather together under one roof. In the last 45 minutes of the last class, teachers will review the projects they worked on throughout the semester and the concepts the students learned.

The last classes of the semester are as follows:

- **Tuesday Class: June 16**
- **Saturday Classes: June 20**
- **Sunday Classes: June 21**

Artworks Pick up Notice

Following the safety measurements, we scheduled a day to pick up your child's artworks that have completed at YMM Art Space before the COVID-19 closure. The date is:

- **Sunday, June 14th**
- **From 12:00 to 3:00 PM**

Click on the button below to read the procedures.

[Pick up Procedures](#)



Happy Father's Day

Happy Father's day to all the super dads out there who have given their children the best things in life: their time, their care, and their love.



May Highlights

YMM's Students Progress

YMM online classes are going great and we are happy that we could continue offering art education during this unusual time. Thank you for making the effort and staying with us. Here is the online art classes progress:

Picasso

We started by learning about the artist Laurel Burch and using the color theory in our artwork. Then we become cavemen and explored prehistoric cave life. After that, we moved on to study Alebrijes, the brightly colored Mexican folk art sculptures of fantastical creatures. Finally, we took a trip to the musical world and worked on musical instruments.



Ethan L., 6 yrs old (Cave Life)



Enzo S., 6 yrs old (Cave Life)



Joy D., 7 yrs old (Laurel Burch Cats)



Roger C., 6 yrs old (Laurel Burch)



Lila T., 7 yrs old (Laurel Burch)

Ellie J., 6 yrs old (Laurel Burch Cats)


Little Fashion Designer

In the Fashion class, the students started by learning the basic sewing techniques by decorating a fabric bracelet and adding a technique to it every session. The sewing techniques they learned are back-stitch, cross-stitch, and blanket-stitch. Then they learned about oversized fashion and designed their oversized coat. They worked on jewelry design as well.



Karen L., 6 yrs old (Sewing Techniques)

Kate Y., 6 yrs old (Sewing Techniques)



Charlotte Y., 6 yrs old (Jewelry Design)

Modeling

In the Elementary Modeling class, Students learned the pen and ink technique and worked on the animal subject. Then trained their 'artist eye' to create 3D shapes and transform their boxes into spaces and create an isolation environment.



Amelia N., 11 yrs old (3D Shapes)



Xinyi X., 12 yrs old (3D Shapes)

Portfolio

In this class, we started with the Surrealism and learned about Eileen Agar while experiencing the Surrealist technique, Automatism. Then we explored Association and using different techniques on one painting. While we began studying Anselm Kiefer, we started experimenting with supplies at home.



Marina J., 13 yrs old (Eileen Agar -




Amelia N., 11 yrs old (Anselm Kiefer)

Automatism



Annika D., 9 yrs old (Eileen Agar - Automatism)




Sonakshi T., 14 yrs old (Anselm Kiefer)

Comics & Animation

Our Comics students learned about creating a background using the 2 point perspective technique. They explored how to tell a story virtually through character movements and interactions with the panel on the page. Then they learned how a character can break a panel and how to use panels more creatively. The students were introduced to use black and white to enhance the story.



Colton B., (Character Movements)




Digital Animation & Illustration

We started by reintroducing the programs and tools. We went over the character design and reviewed what is expected for each character. Then the students chose a story for their characters and spent time on the linework and use of color for each character. They finished their turn arounds and started their character emotion sheet. While finishing on their character expressions they were introduced to animation skills starting with slow in and slow out. They are working on pose to pose, straight ahead any squash and stretch.



Nala D., 11 yrs old (Character Design)



Chantrea M., 12 yrs old (Character Design)

Csepke S., 13 yrs old (Character Design)

Intuitive Painting

Students started by completing their Warm and Cool Colors Paintings. Then in the Foil Painting lesson, the use of gold leaf in art history was introduced to the students. The use of aluminum foil was incorporated into their paintings for texture and shine. Then they moved on to the Collage Abstraction lesson and the students played around with composition, practiced different collage techniques, and explored the collage materials available while learning about Mark Bradford and mixed media art. Then we moved to the Textile Art lesson which incorporate textiles into our intuitive painting plus exploring and dye different textiles. Finally, we reviewed the techniques we learned throughout the semester.



Julia E., 13 yrs old (Textile Art)



Sonakshi T., 14 yrs old (Warm and Cool Colors Painting)

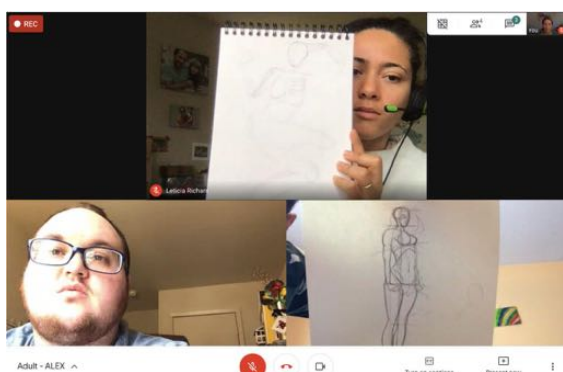



Annika D., 9 yrs old (Warm and Cool Colors Painting)



Sophia R., 16 yrs old (Textile Art)

We are happy and thankful that we were able to connect and meet with our students through the online classes during the social distancing time.



YMM teachers, teaching their classes

Student Life

Monthly happy birthday shout out

Happy Birthday to our students who were born in the month of June: Allison from Portfolio, Ellie from Picasso and Amelia from Modeling and Portfolio classes. Wishing you a day filled with happiness and a year filled with joy.



A Message for our CES 8th Graders

Our **warmest Congratulations** from **YMM Art Space** to our **8th Graders** for their **Graduation** from the **Christ Episcopal School**, Rockville, MD.



Tell Us How We're Doing and Leave Us a Review on
Yelp | Google



Ymm Art Space | 8216 Old Courthouse Road, Suite C, Vienna , VA 22182

[Unsubscribe {recipient's email}](#)

[Update Profile](#) | [About Constant Contact](#)

Sent by usa@ymmart.net in collaboration with



Try email marketing for free today!