

COVID-19
35,106
55 ↑



Died
688
2 ↑

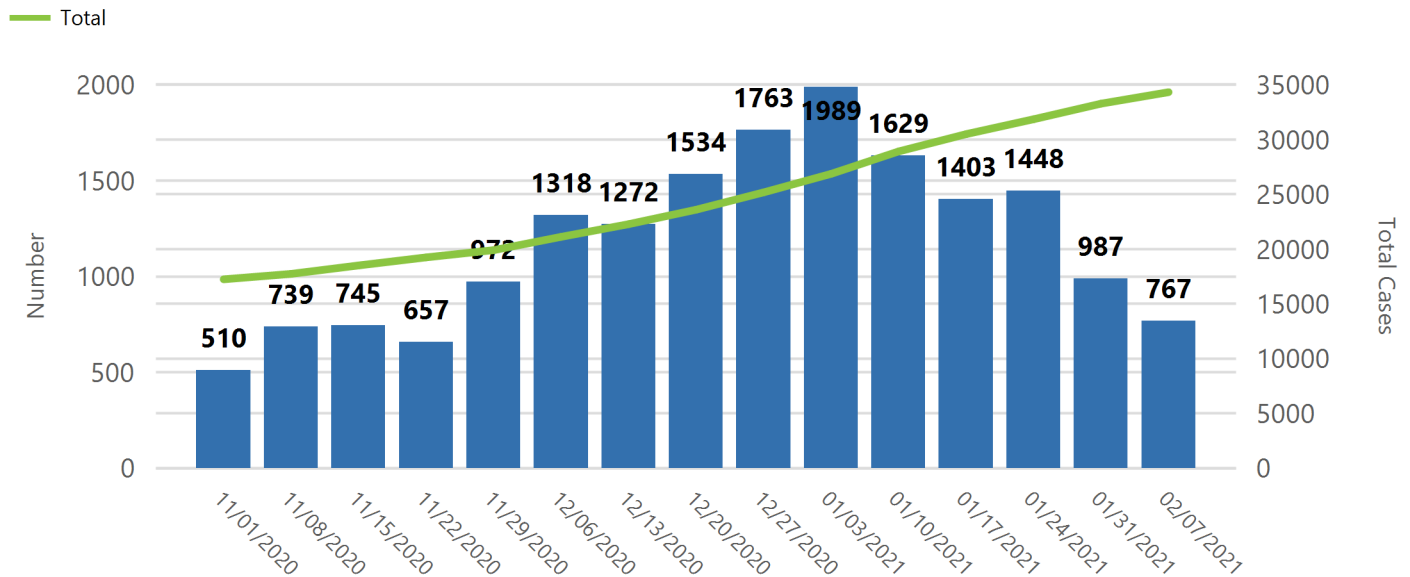
Hospitalized
4,511
27 ↑

CHARACTERISTICS OF COVID-19 PATIENTS
MOBILE COUNTY, ALABAMA

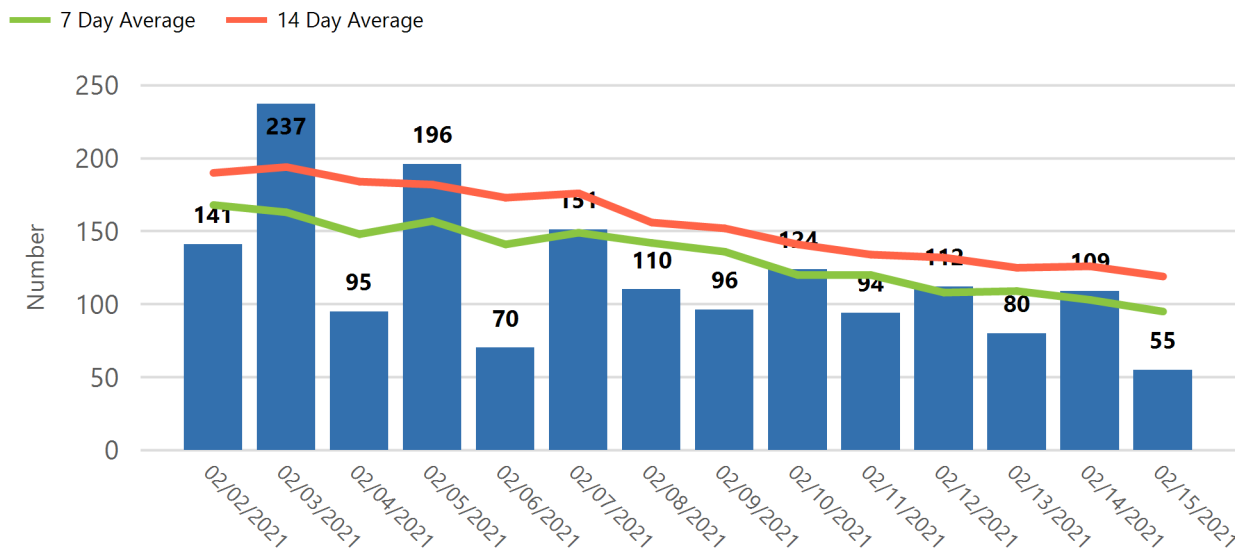
February 16, 2021

↑ The daily increase may include COVID cases and deaths that occurred in previous weeks but were reported in the last 24 hours.

COVID-19 By Week of Report Date

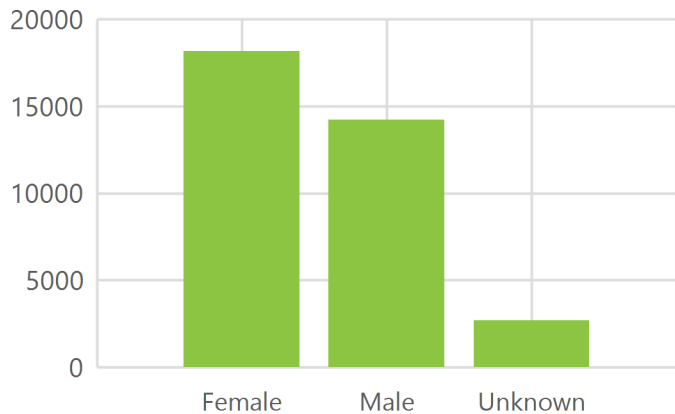


COVID-19 Reported In the Last 14 Days With 7-Day and 14-Day Moving Average



COVID-19 By Sex

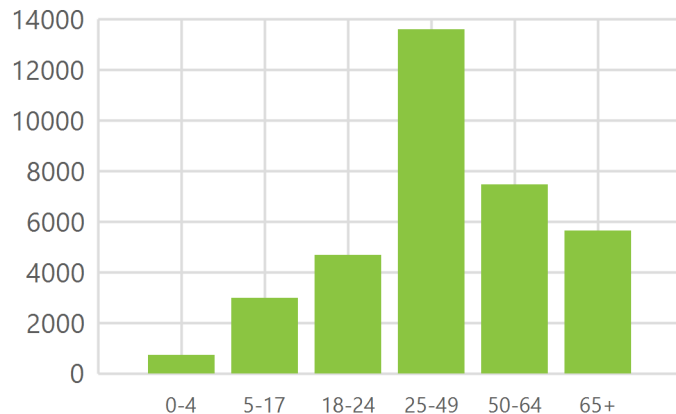
Total



Sex	Cases	Died
Female	18165 (51.7%)	350 (50.9%)
Male	14244 (40.6%)	338 (49.1%)
Unknown	2697 (7.7%)	0 (0.0%)

COVID-19 By Age Group

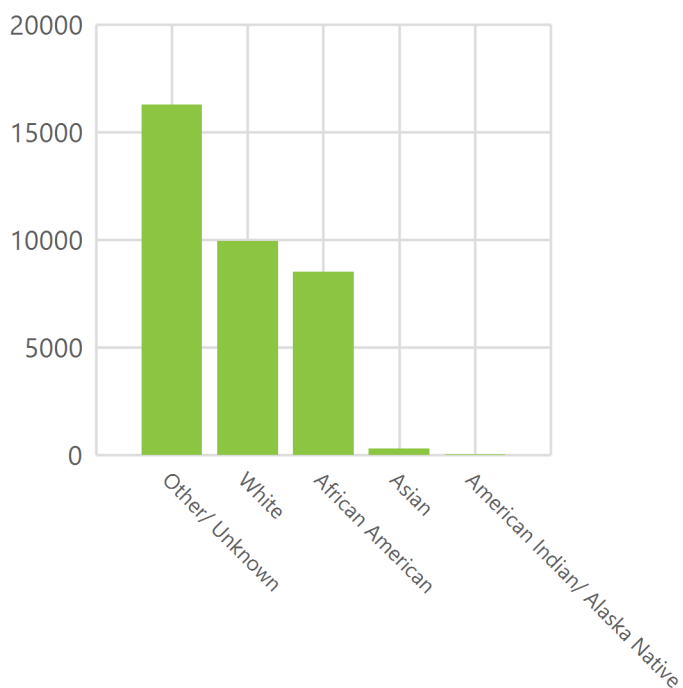
Total



Age Group	Cases	Died
0-4	720 (2.1%)	2 (0.3%)
5-17	2990 (8.5%)	0 (0.0%)
18-24	4679 (13.3%)	1 (0.1%)
25-49	13591 (38.7%)	34 (4.9%)
50-64	7472 (21.3%)	125 (18.2%)
65+	5654 (16.1%)	526 (76.5%)

COVID-19 By Race

Total



Race	Cases	Died
African American	8526 (24.3%)	286 (41.6%)
American Indian/Alaska Native	20 (0.1%)	0 (0.0%)
Asian	313 (0.9%)	5 (0.7%)
White	9955 (28.4%)	332 (48.3%)
Other/Unknown	16292 (46.4%)	65 (9.4%)

Total Hospitalized To Date

4,511

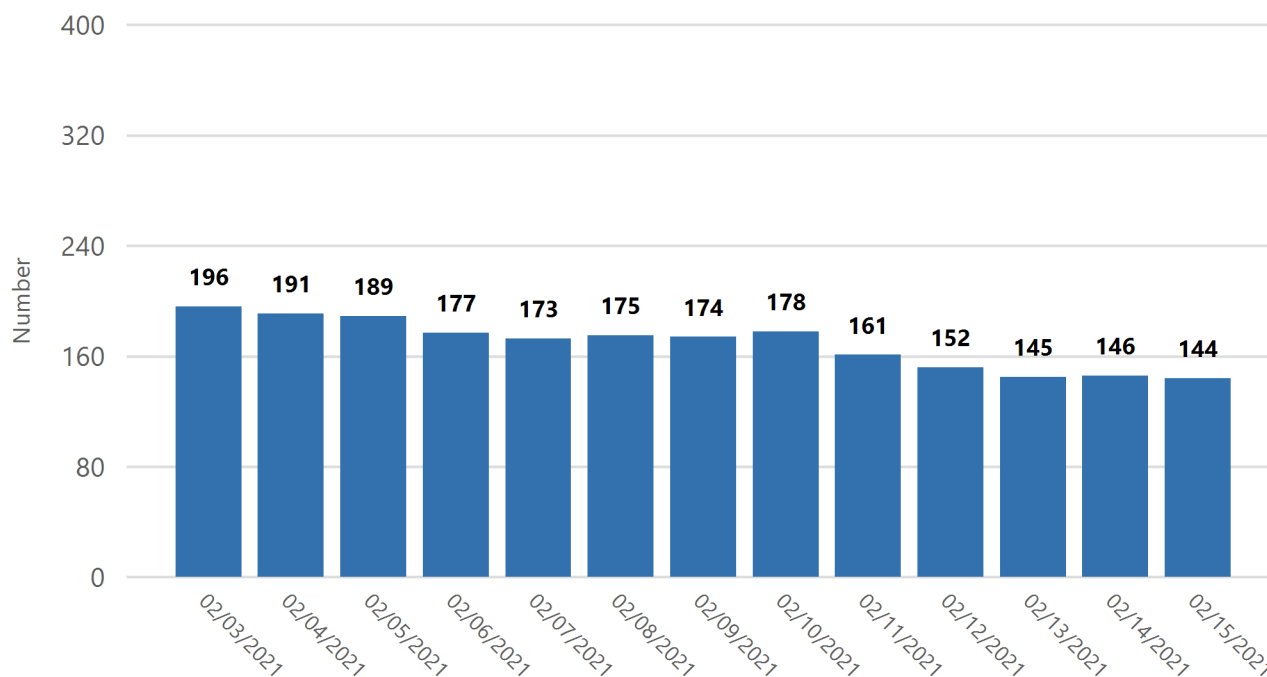
27 ↑

Currently Hospitalized

144

-2 ↓

COVID-19 Patients Hospitalized Each Day in Mobile County Hospitals



Red bar indicates 1 or more hospitals in Mobile County did not report the number of hospitalized patients by 1:00 PM or did not submit the numbers at all that day for their facility. The indicator used above the chart (Currently Hospitalized) uses the value the hospital last submitted to get a more accurate number of currently hospitalized patients.

Data Source: Alabama Incident Management System
Updated Daily After 1 p.m.
Includes Patients Who Reside in Other Jurisdictions