

COVID-19
35,054
113 ↑



Died
686
2 ↑

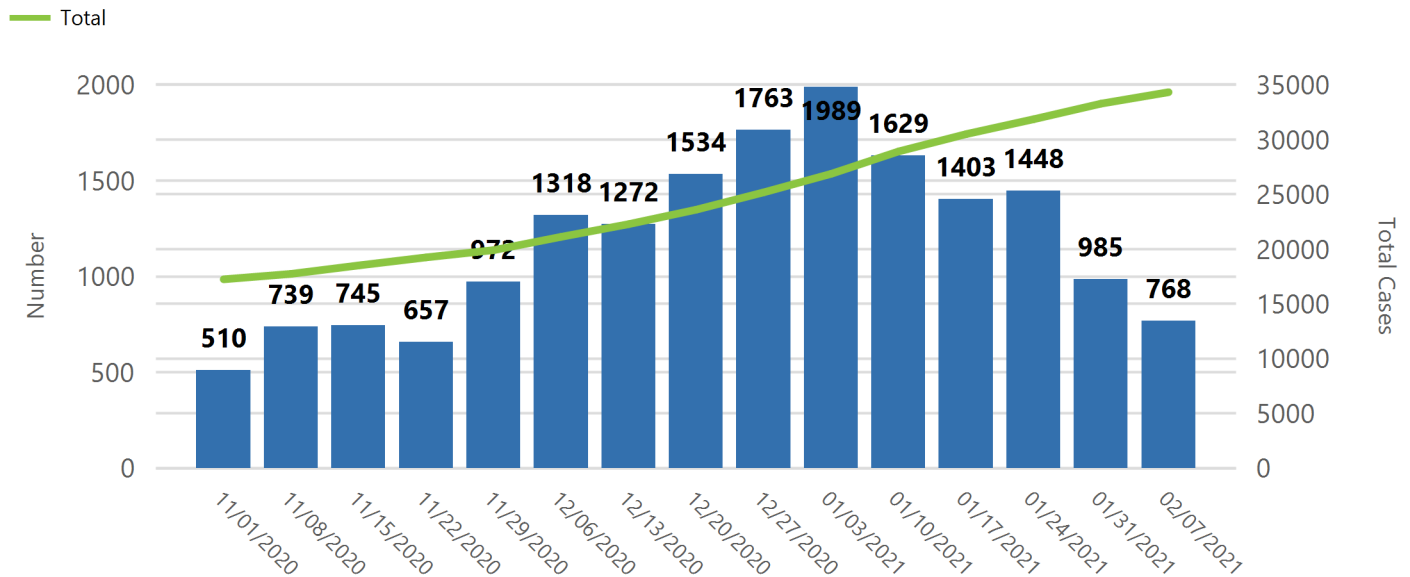
Hospitalized
4,484
12 ↑

CHARACTERISTICS OF COVID-19 PATIENTS
MOBILE COUNTY, ALABAMA

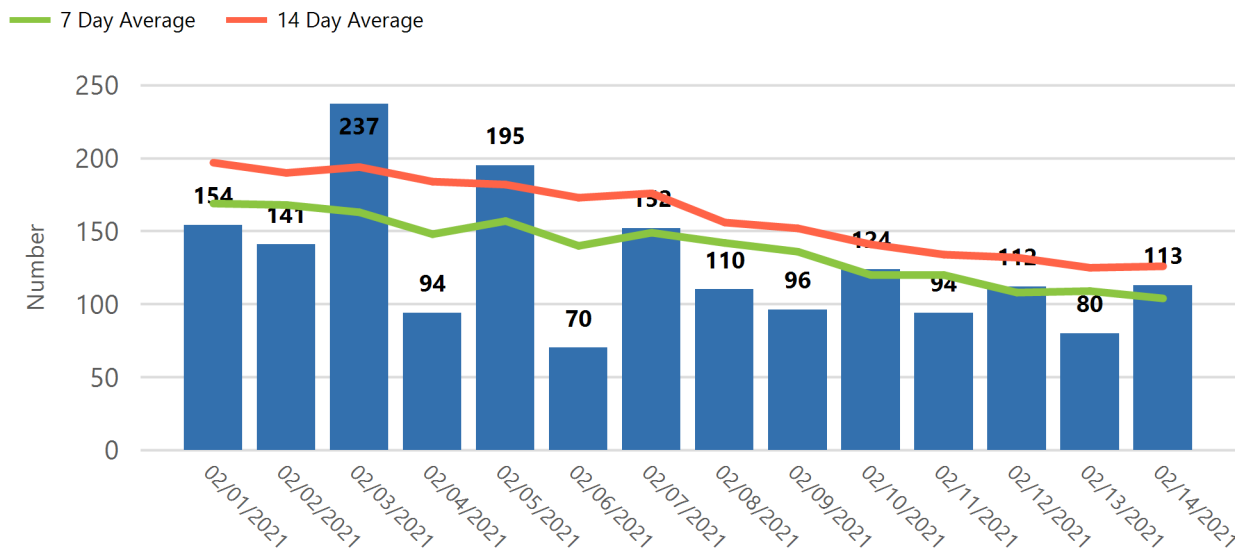
February 15, 2021

↑ The daily increase may include COVID cases and deaths that occurred in previous weeks but were reported in the last 24 hours.

COVID-19 By Week of Report Date

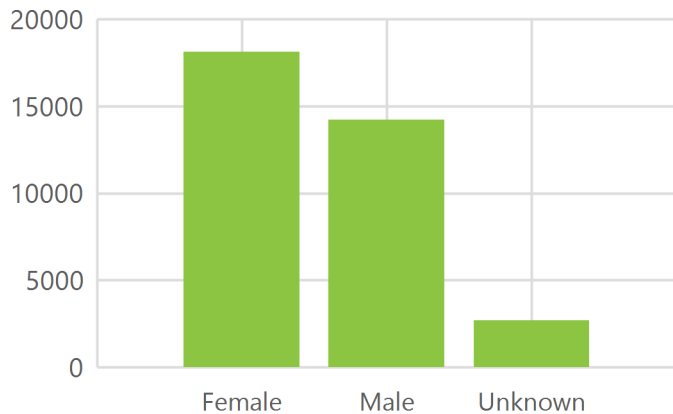


COVID-19 Reported In the Last 14 Days With 7-Day and 14-Day Moving Average



COVID-19 By Sex

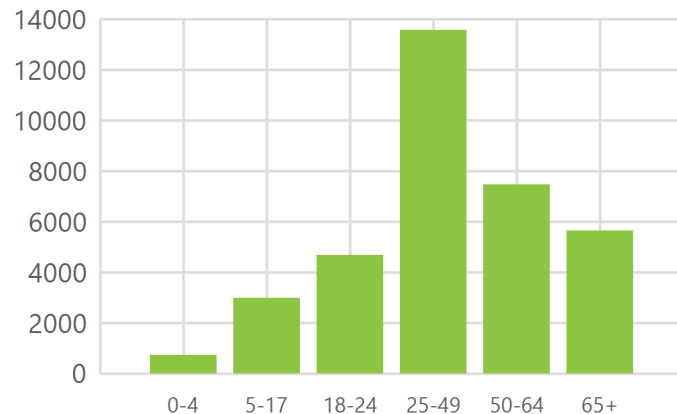
Total



Sex	Cases	Died
Female	18142 (51.8%)	349 (50.9%)
Male	14219 (40.6%)	337 (49.1%)
Unknown	2693 (7.7%)	0 (0.0%)

COVID-19 By Age Group

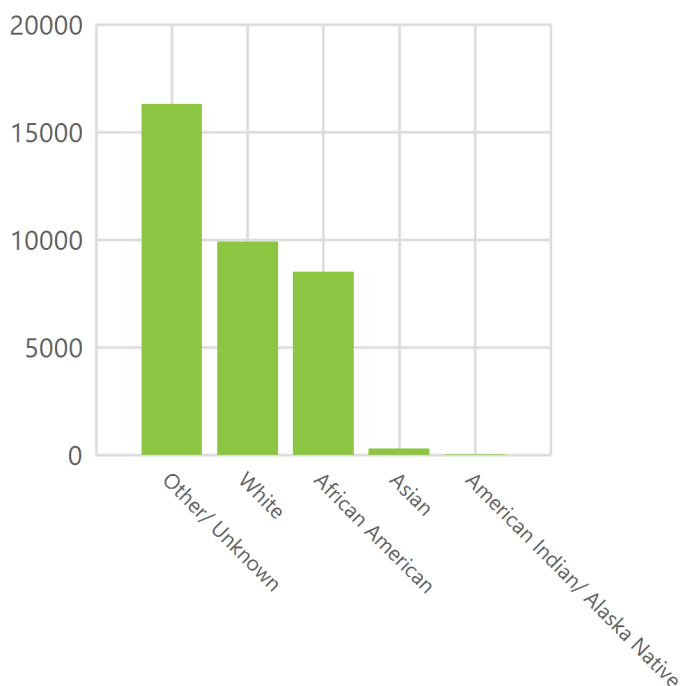
Total



Age Group	Cases	Died
0-4	718 (2.0%)	2 (0.3%)
5-17	2990 (8.5%)	0 (0.0%)
18-24	4671 (13.3%)	1 (0.1%)
25-49	13572 (38.7%)	34 (5.0%)
50-64	7459 (21.3%)	125 (18.2%)
65+	5644 (16.1%)	524 (76.4%)

COVID-19 By Race

Total



Race	Cases	Died
African American	8505 (24.3%)	285 (41.5%)
American Indian/Alaska Native	20 (0.1%)	0 (0.0%)
Asian	313 (0.9%)	5 (0.7%)
White	9918 (28.3%)	331 (48.3%)
Other/Unknown	16298 (46.5%)	65 (9.5%)

Total Hospitalized To Date

4,484

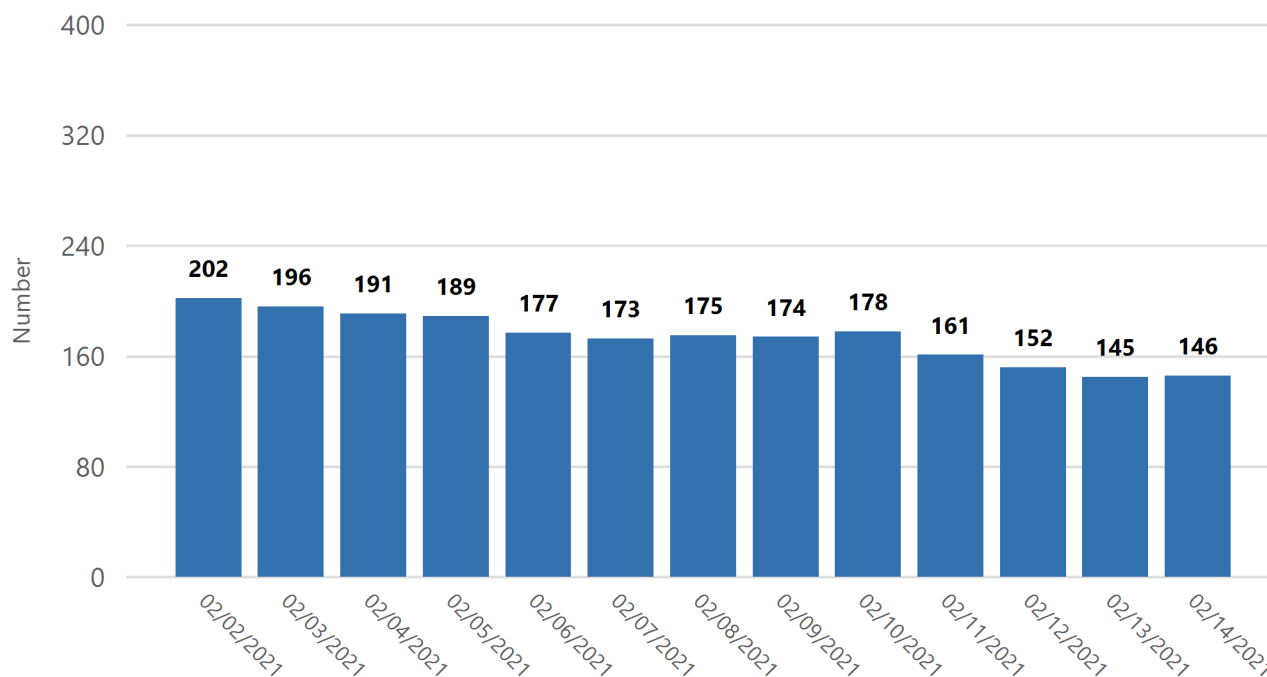
12 ↑

Currently Hospitalized

146

1 ↑

COVID-19 Patients Hospitalized Each Day in Mobile County Hospitals



Red bar indicates 1 or more hospitals in Mobile County did not report the number of hospitalized patients by 1:00 PM or did not submit the numbers at all that day for their facility. The indicator used above the chart (Currently Hospitalized) uses the value the hospital last submitted to get a more accurate number of currently hospitalized patients.

Data Source: Alabama Incident Management System
Updated Daily After 1 p.m.
Includes Patients Who Reside in Other Jurisdictions