

COVID-19
35,330
47 ↑



Died
705
6 ↑

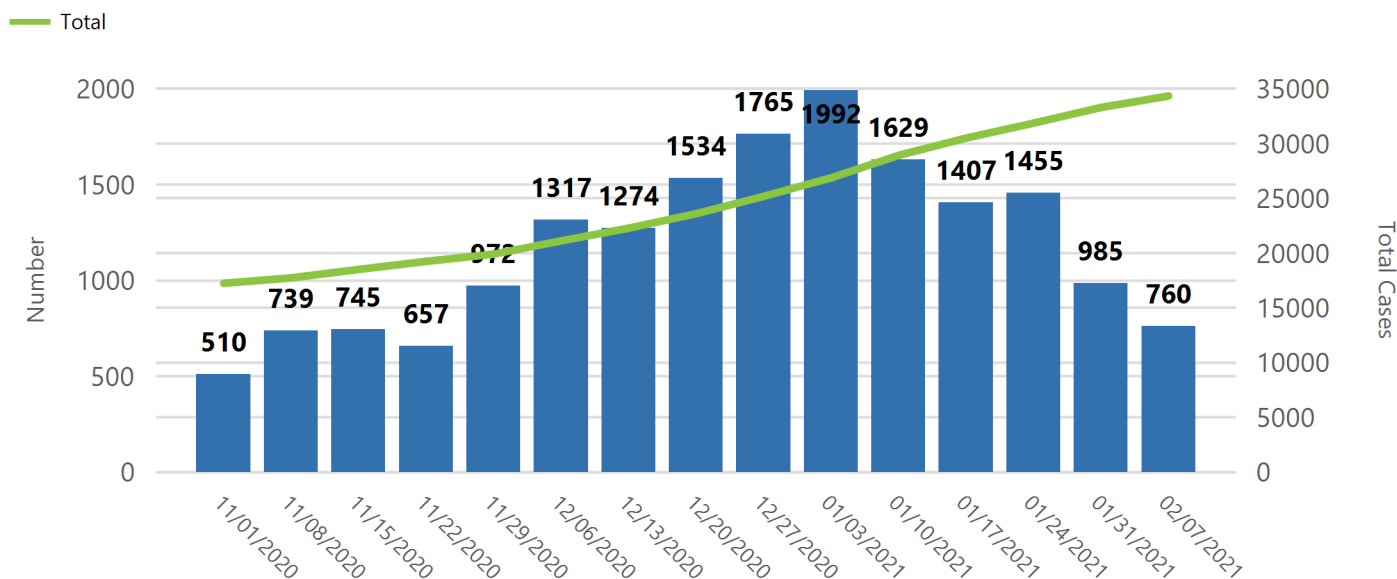
Hospitalized
4,546
9 ↑

CHARACTERISTICS OF COVID-19 PATIENTS
MOBILE COUNTY, ALABAMA

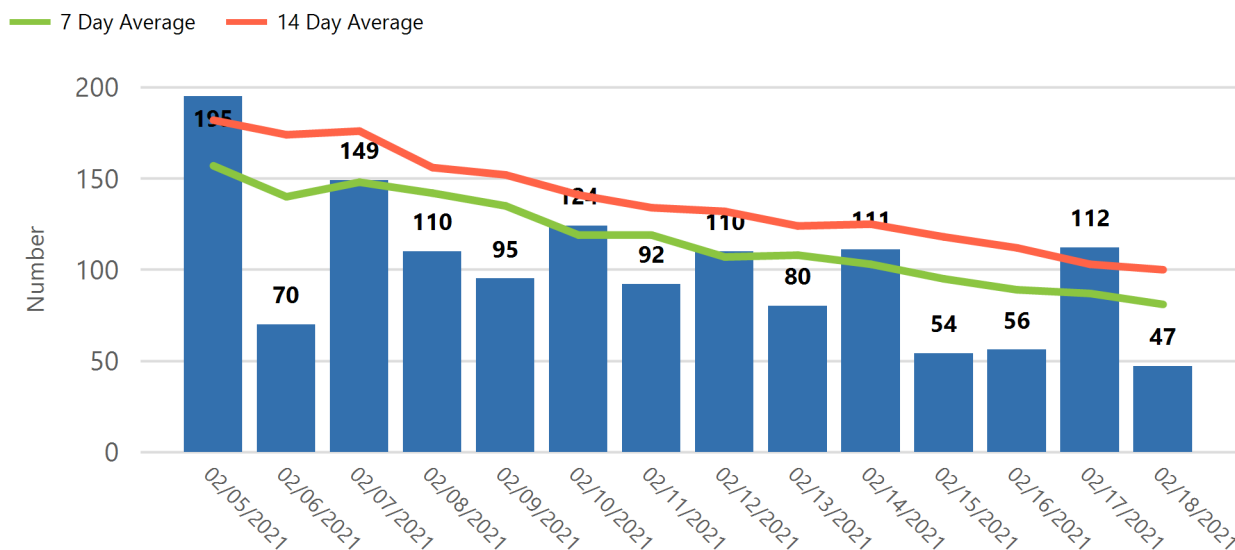
February 19, 2021

↑ The daily increase may include COVID cases and deaths that occurred in previous weeks but were reported in the last 24 hours.

COVID-19 By Week of Report Date

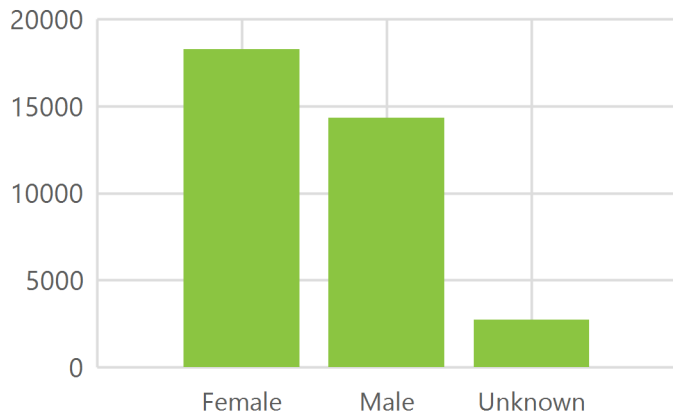


COVID-19 Reported In the Last 14 Days With 7-Day and 14-Day Moving Average



COVID-19 By Sex

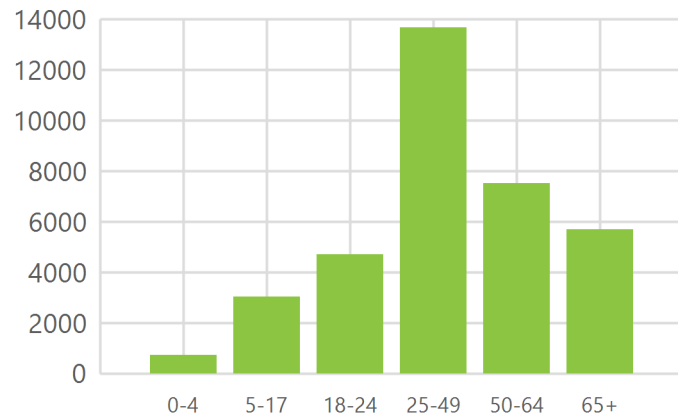
Total



Sex	Cases	Died
Female	18290 (51.8%)	360 (51.1%)
Male	14322 (40.5%)	345 (48.9%)
Unknown	2718 (7.7%)	0 (0.0%)

COVID-19 By Age Group

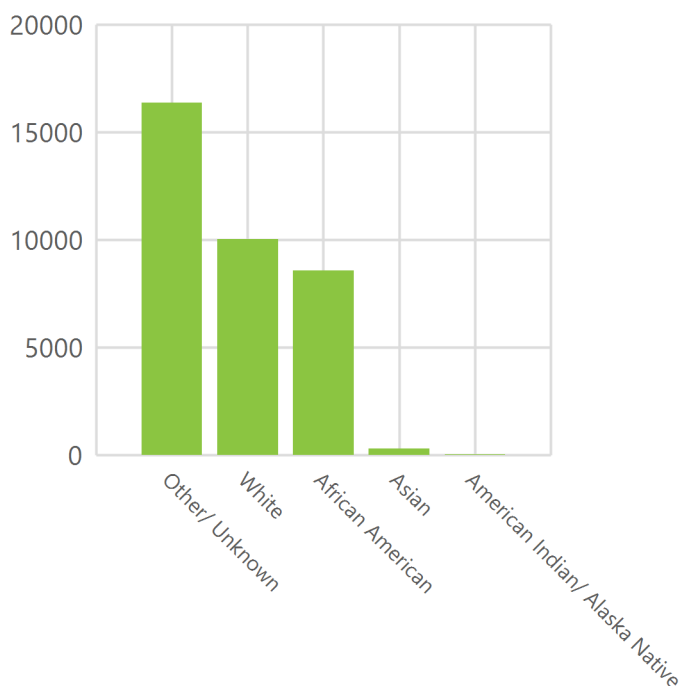
Total



Age Group	Cases	Died
0-4	724 (2.0%)	2 (0.3%)
5-17	3023 (8.6%)	0 (0.0%)
18-24	4702 (13.3%)	1 (0.1%)
25-49	13666 (38.7%)	34 (4.8%)
50-64	7526 (21.3%)	129 (18.3%)
65+	5689 (16.1%)	539 (76.5%)

COVID-19 By Race

Total



Race	Cases	Died
African American	8583 (24.3%)	291 (41.3%)
American Indian/Alaska Native	20 (0.1%)	0 (0.0%)
Asian	315 (0.9%)	5 (0.7%)
White	10034 (28.4%)	344 (48.8%)
Other/Unknown	16378 (46.4%)	65 (9.2%)

Total Hospitalized To Date

4,546

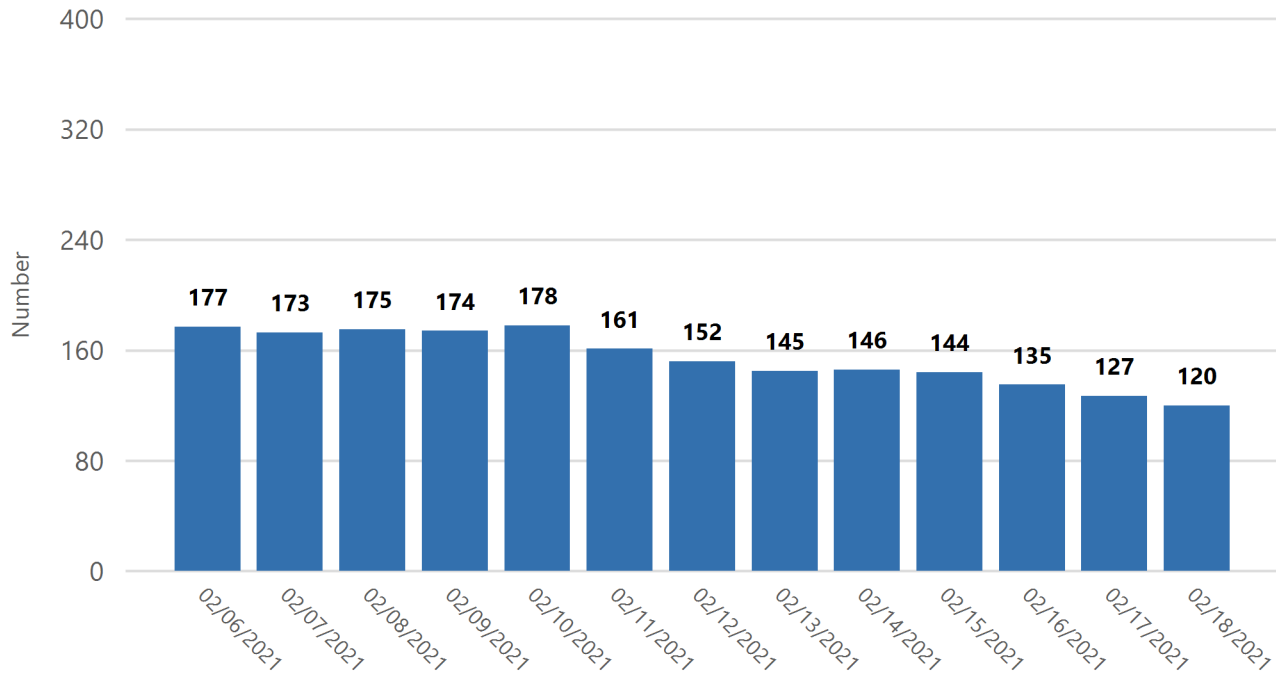
9 ↑

Currently Hospitalized

120

-7 ↓

COVID-19 Patients Hospitalized Each Day in Mobile County Hospitals



Red bar indicates 1 or more hospitals in Mobile County did not report the number of hospitalized patients by 1:00 PM or did not submit the numbers at all that day for their facility. The indicator used above the chart (Currently Hospitalized) uses the value the hospital last submitted to get a more accurate number of currently hospitalized patients.

Data Source: Alabama Incident Management System
Updated Daily After 1 p.m.
Includes Patients Who Reside in Other Jurisdictions