



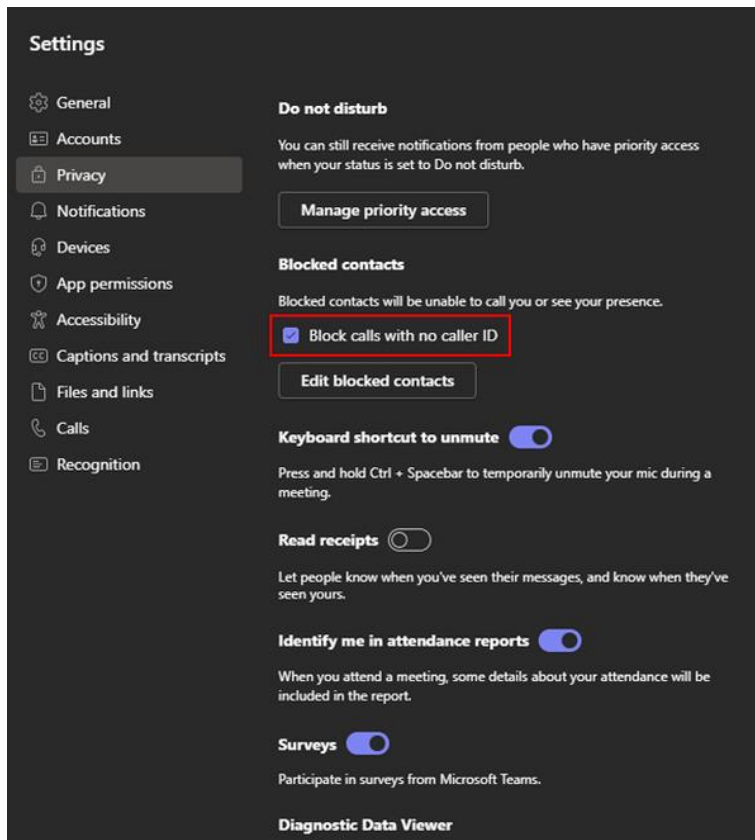
Block Calls in Microsoft Teams



Unwanted calls, including spam, cold calls, and scams, are increasing, especially with the proliferation of cloud-based telephone systems. Here are a couple of actions you can take to help.

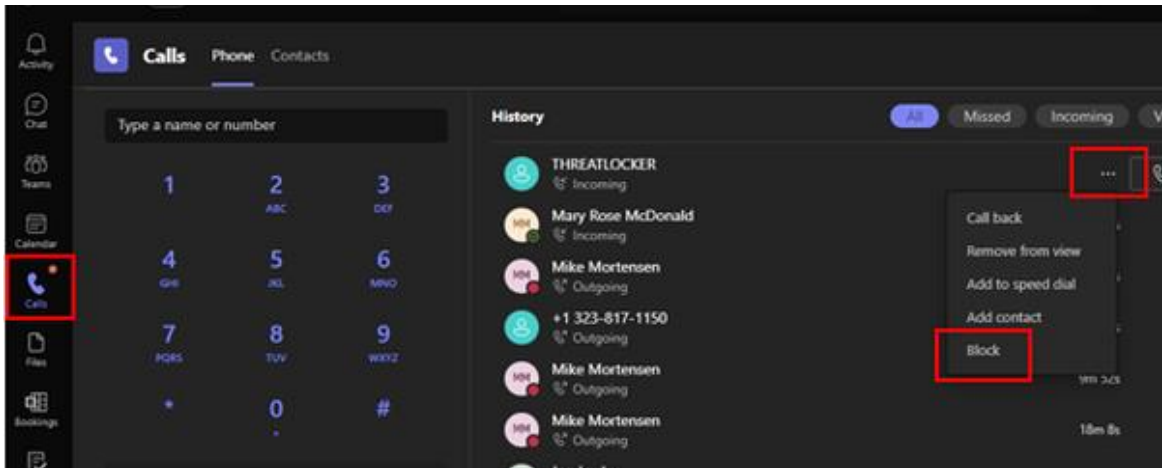
Block callers with no caller ID

In Microsoft Teams, click on the ellipses (...), click on **Settings**, and then select **Privacy**. Under the **Block contacts** section, choose the option to **Block calls with no caller ID**.



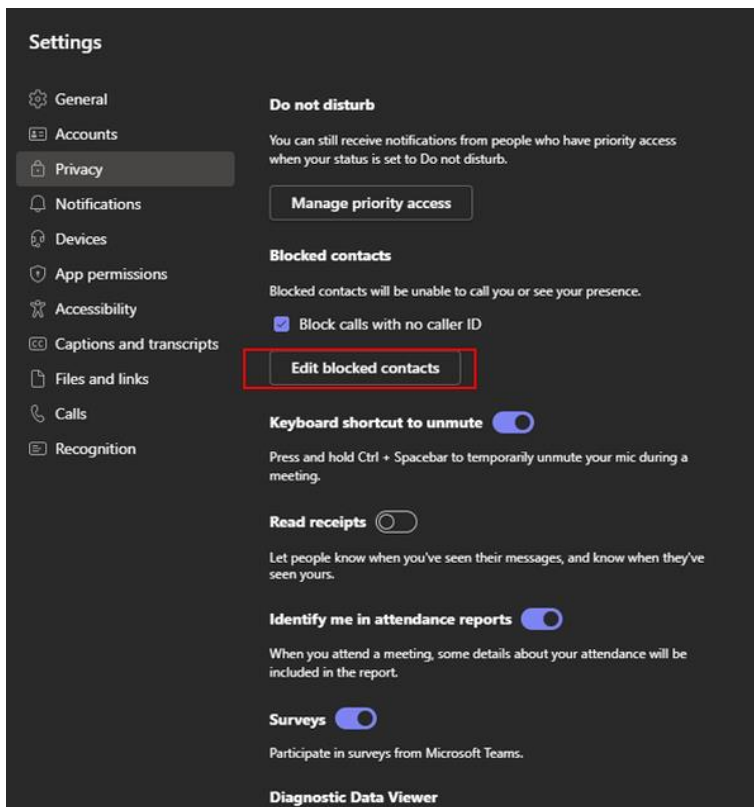
Block numbers individually

In Microsoft Teams, select the **Calls** tab to view your recent call log. Find the number you wish to block and click on the ellipses (...), and select **Block**.



Unblock a number



In Microsoft Teams, click on the ellipses (...), click on **Settings**, and then select **Privacy**. Under the **Block contacts** section, click on **Edit blocked contacts**.



Find the number you wish to unblock and click Unblock.

Manage blocked people

When you block someone, they can't call you from a one-on-one chat, @mention you in a one-on-one chat, or see your presence.

	+1 689-407-3026 (External)	Unblock
	+1 802-335-6933 (External)	Unblock