



2022-2023 Saint Pius X Catholic School Lunch Program Online Order Guide

In accordance with Federal civil rights law and U.S. Department of Agriculture (USDA) civil rights regulations and policies, the USDA, its Agencies, offices, and employees, and institutions participating in or administering USDA programs are prohibited from discriminating based on race, color, national origin, sex, disability, age, or reprisal or retaliation for prior civil rights activity in any program or activity conducted or funded by USDA.

Persons with disabilities who require alternative means of communication for program information (e.g. Braille, large print, audiotope, American Sign Language, etc.), should contact the Agency (State or local) where they applied for benefits. Individuals who are deaf, hard of hearing or have speech disabilities may contact USDA through the Federal Relay Service at (800) 877-8339. Additionally, program information may be made available in languages other than English.

To file a program complaint of discrimination, complete the [USDA Program Discrimination Complaint Form](#), (AD-3027) found online at: http://www.ascr.usda.gov/complaint_filing_cust.html, and at any USDA office, or write a letter addressed to USDA and provide in the letter all of the information requested in the form. To request a copy of the complaint form, call (866) 632-9992. Submit your completed form or letter to USDA by:

- (1) mail: U.S. Department of Agriculture
Office of the Assistant Secretary for Civil Rights
1400 Independence Avenue, SW
Washington, D.C. 20250-9410;*
- (2) fax: (202) 690-7442; or*
- (3) email: program.intake@usda.gov.*

This institution is an equal opportunity provider.

If you ordered lunches during the 2021 school year.

- Enter username and password from last year.
- Choose SIGN IN

First time in program ordering for 2022-2023 school year:

- Go to page 5 of this guide for LOGIN SCREEN – RETURNING USER

Not first time in program ordering for 2022-2023:

- Go to page 12 of this guide for ORDER WELCOME SCREEN.

If you did not order lunches during the 2022 school year.

- Choose Create an Account
- Go to page 7 of this guide.

LOGIN SCREEN

The screenshot shows the Boonli Online Ordering login interface. At the top, the Boonli logo and 'Boonli Online Ordering' text are visible. The main heading is 'Welcome'. Below it are two input fields: 'Username (case-sensitive)' and 'Password (case-sensitive)'. A 'SIGN IN' button is positioned below these fields. Further down, there are three links: 'Forgot your password?', 'Forgot your username?', and 'I cannot find my account.'. At the bottom of the form is a 'Create an Account' link. The footer contains 'Privacy Policy | Terms of Use' and '©2018 Boonli, All Rights Reserved'. Several callouts are present: a green box at the top right says 'Returning User'; a green speech bubble points to the password field with the text 'Enter your Username and Password from last year and Choose SIGN IN'; a grey speech bubble points to the 'Forgot your password?' link with the text 'Forgot password or username. Click here'; a blue box at the bottom right says 'New User'; and a blue speech bubble points to the 'Create an Account' link with the text 'Choose Create an Account'.

Returning User

Enter your Username and Password from last year and Choose SIGN IN

Forgot password or username. Click here

New User

Choose Create an Account

LOGIN SCREEN

Returning User – First time ordering for 2022-2023 school year

User Profiles

User profiles are required to allow you to order for one or more individuals. To modify a profile, click on the name from the profile list.

If a user profile is no longer needed AND no orders have been placed, you may remove the profile.

User Profiles

First Name

Last Name

Location

Birth Date (optional)

YOUR USER PROFILES
Click name to select profile

One or more profiles below need a location before orders can be placed.

Andrew [REDACTED] (Need location)

Ordered last year and first time in the program for this year; Click on name.

LOGIN SCREEN

Once the profile has been updated. Go to Screen 12 of this guide ORDER WELCOME SCREEN.

Returning User

Choose Update Profile to save changes.

have been placed, you may remove the profile.

User Profiles

First Name

Andrew

Last Name

[REDACTED]

Location

Select...

Birth Date (optional)

MM/DD/YYYY

UPDATE PROFILE

Remove this profile

Add a new profile

Select a grade and teacher from dropdown menu.

YOUR USER PROFILES
Click name to select profile

One or more profiles below need a location before orders can be placed.

Andrew Achkar (Need location)

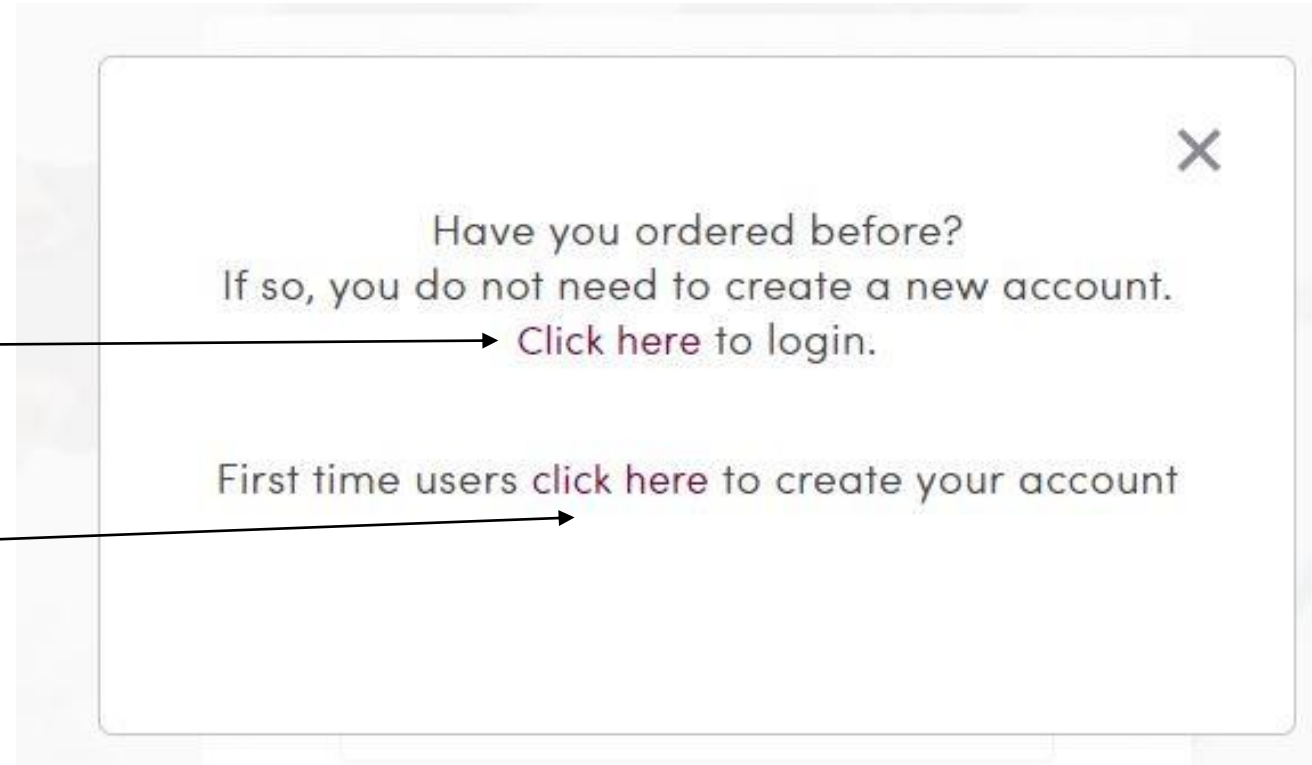
To add a new sibling click Add a new profile

REGISTER OR CREATE AN ACCOUNT SCREEN

New User

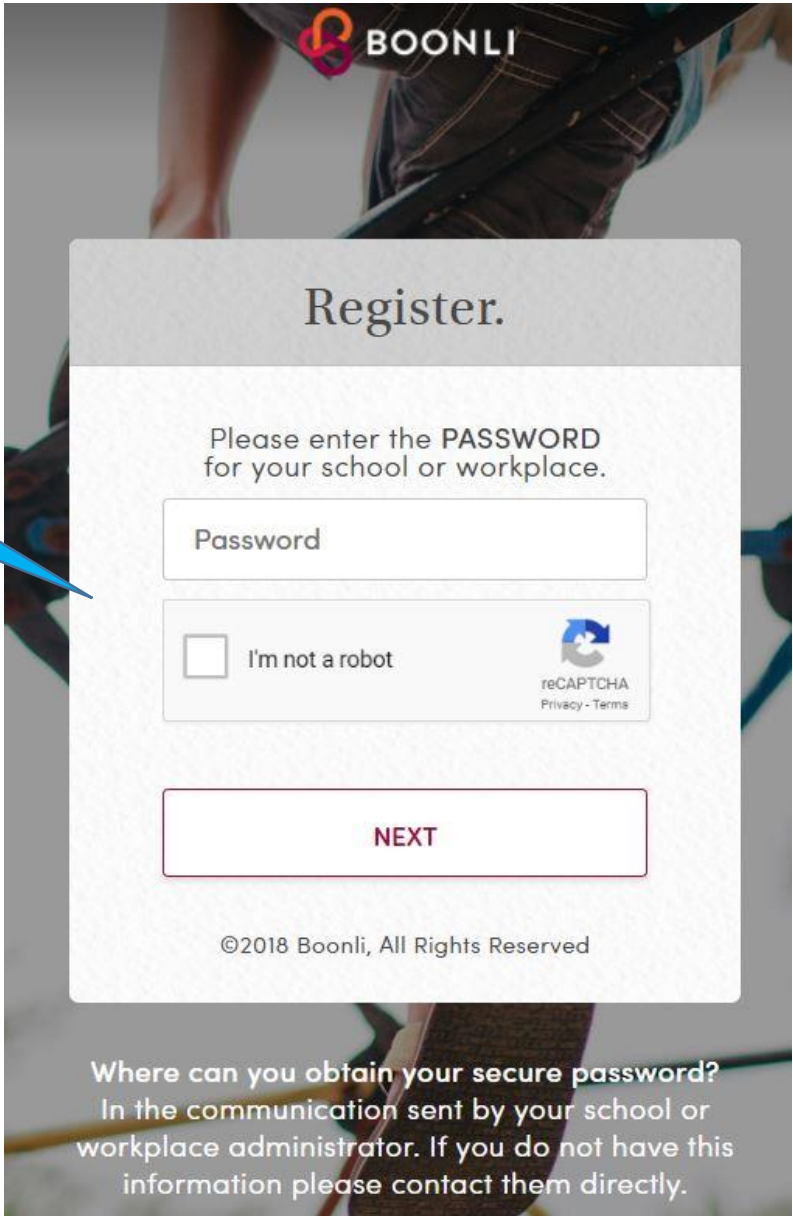
If you ordered lunches during the 2022 school year CLICK HERE
Go to page 4 of this guide LOGIN SCREEN to sign in.

If you did not order lunches during the 2022 school year
Click here and continue to next page of this guide.



REGISTER OR CREATE AN ACCOUNT SCREEN

Enter PIUS221.
Check Not a Robot.
Click NEXT



The image shows a 'Register.' screen for Boonli. At the top, the Boonli logo is visible. The main heading is 'Register.' Below it, a message says 'Please enter the PASSWORD for your school or workplace.' There is a text input field labeled 'Password'. Below the input field is a checkbox labeled 'I'm not a robot' with a reCAPTCHA logo and 'reCAPTCHA Privacy - Terms' link. At the bottom of the form is a large button labeled 'NEXT'. Below the button, it says '©2018 Boonli, All Rights Reserved'. At the very bottom of the screen, there is a note: 'Where can you obtain your secure password? In the communication sent by your school or workplace administrator. If you do not have this information please contact them directly.'

REGISTER OR CREATE AN ACCOUNT SCREEN

Complete the screen with the parent information, a username that you can remember and a password.

Click I will be ordering for other people to add your children.

Click on SUBMIT

Account Registration for St. Pius X, Granger

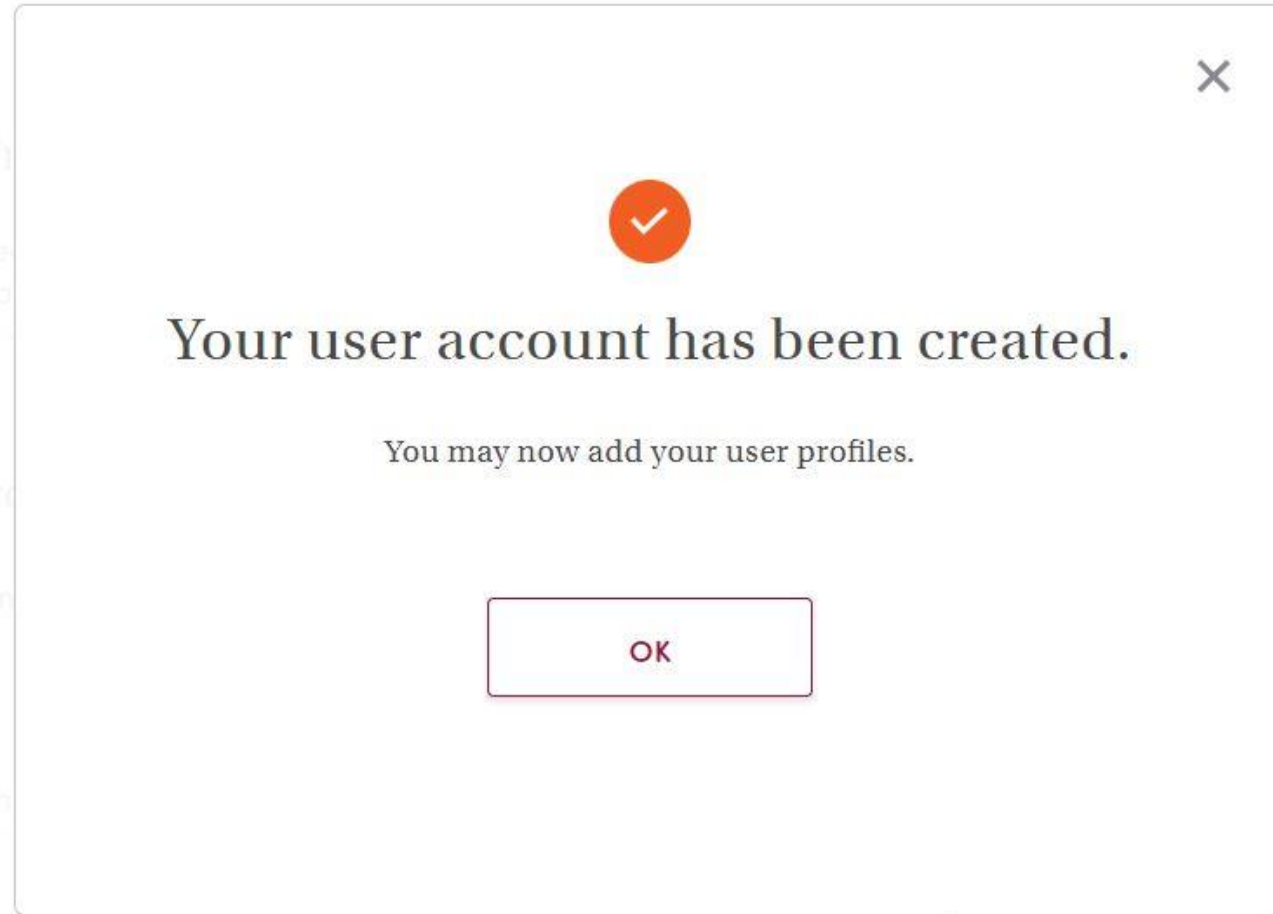
Your First Name	Your Last Name	Day Phone	Evening Phone
<input type="text" value="Doe"/>	<input type="text" value="Strachan"/>	<input type="text" value="574-272-8462"/>	<input type="text" value="574-272-8462"/>
Address Line 1		Username	Confirm Username
<input type="text" value="5222 test"/>		<input type="text" value="Doe"/>	<input type="text" value="Doe"/>
Address Line 2		Password	Confirm Password
<input type="text"/>		<input type="text" value="....."/>	<input type="text" value="....."/>
Country	Email		
<input type="text" value="United States"/>	<input type="text" value="dsandroni@stpious.net"/>		
City	State	Postal Code	<input checked="" type="checkbox"/> I will be ordering for other people
<input type="text" value="granger"/>	<input type="text" value="IN"/>	<input type="text" value="46530"/>	<input type="checkbox"/> I will be ordering for myself

By clicking "Submit" below, I agree to the terms and conditions of the [Boonli End User Agreement](#).

SUBMIT

REGISTER OR CREATE AN ACCOUNT SCREEN

New User



REGISTER OR CREATE AN ACCOUNT SCREEN

Enter Child's First and Last Name.

Location is grade and teacher.
****Note: beginning of year use grade only.***

Click on ADD PROFILE.

Create User Profiles

User profiles are required to allow you to order meals for one or more individuals. If you are ordering meals for yourself, you must first create your own profile before creating for other people. At least one user profile is required.

Other User Profiles

First Name

doe1

Last Name

Strachan

Location

1st Grade REGISTRATION/*1/A K-1st 10:40 AM ▾

Birth Date (optional)

MM/DD/YYYY

ADD PROFILE

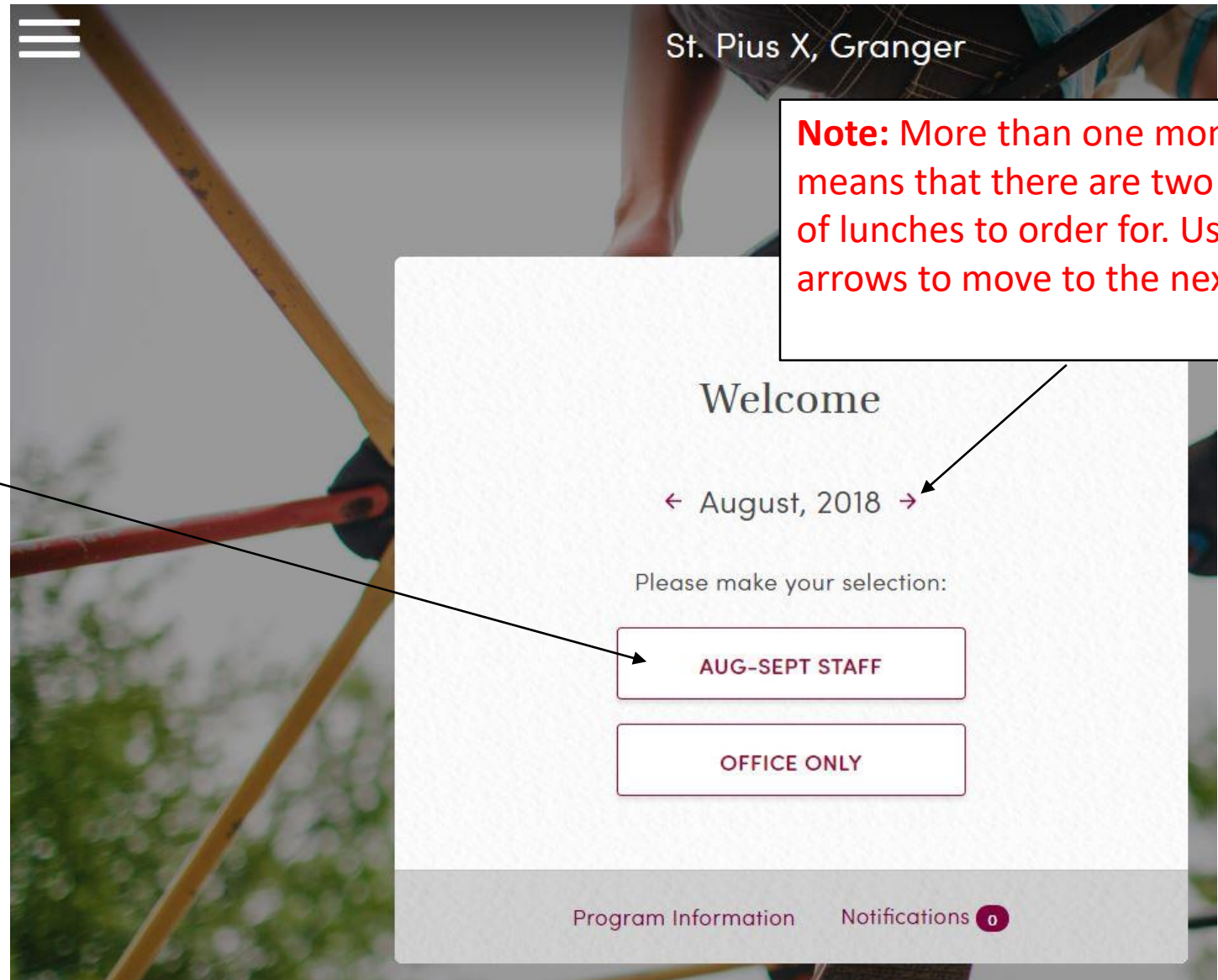
YOUR USER PROFILES

I'M DONE

Once your account and profile is set up, follow the steps for a SIGNING IN on page 4 of this guide.

ORDER WELCOME SCREEN

This screen shows you what month to order lunch for.



ORDER SCREEN

To see the full month's schedule click on Menu at a Glance. Click on the date you would like to order. The menu will be shown. Choose hot lunch option or cold lunch option for each day. When done click on VIEW CART which is on the right side of the screen. This will allow you to complete your order.

Thank you for using Boonli and supporting the school lunch program. Any questions email Doreen at dsandroni@stpius.net

St. Pius X, Granger

Boonli

[Home](#)
[Menu at a Glance](#)
[View/Print Orders](#)

← August, 2018 →

Powered by BOONLI

Aug-Sept Staff +

SUN	MON	TUES	WED	THURS	FRI	SAT
			1	2	3	4
5	6	7	8	9	10	11
12	13	14	15	16	17	18
19	20	21	22	23	24	25
26	27	28	29	30	31	

This menu applies to:
Doreen Sandroni

Click on a date to begin.

Support