



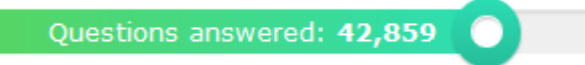



Literature 7-Week
5/4/20 - 5/8/20



Updates:

<p>EdPuzzle</p>	<ul style="list-style-type: none"> No more EdPuzzles for now—although I determined what caused issues with links for some students, it caused some difficulties, so all links will be direct this week. 😊 Easier for you!
<p>Flipped Learning</p>	<ul style="list-style-type: none"> This is what you’ve been doing for 5 weeks, and is the direction of Mrs. Reeder. Think of the minilessons and recordings as “class” or “instruction.” This is where details for your assignments will be. You must watch the lessons to understand what to do. Assignments are in order by day. Begin with Monday, then Tuesday, etc. Skipping days or doing lessons out of order leads to confusion and misunderstanding. Think of our class times as the “practice time” or “work time.” This is your opportunity to ask questions, get help, review the week’s material, connect with your teachers and friends, and get help with your assignments and learning for the week.
<p>“How To” Videos</p>	<ul style="list-style-type: none"> Did you know there are about 10 “How To” videos posted in each course at the bottom of your Google Classroom CLASSWORK tab? They are there to help you with submitting work, un-submitting work if you need to attach a second page or needed to add something to your assignment (if you forgot), how to check to see if an assignment was submitted correctly, how to find your tests, etc. They’re all shorter than 5 minutes. If you see a 💡 in front of the title, it means I made that recording for you.
<p>IXL Spring Showdown</p> 	<p>This contest has ended on April 30 and we will wait to be contacted if we’re in the running for the grand prize! Engagement was amazing! You did an incredible job! Thank you for all of your hard work these last few weeks! Joshk K. answered 432 questions, the most of anyone in 6th or 7th grade!</p> <div style="text-align: center;">  <p><i>Certificate of Achievement</i></p> <p>This certificate is awarded to MRS. MORGAN'S CLASS by IXL on APRIL 28, 2020 for outstanding completion of 40,000 language arts questions</p>   </div> <div style="text-align: center; margin-top: 20px;">  <p>Questions answered: 42,859</p> </div>

	<p>Course surveys still show IXL is a favorite, so we'll continue to do more this week, but I will also add in Quizizz for some fun! It syncs with Google Classroom, so you can play on your phone or your computer. Make sure you sign in, or your work doesn't count or track your progress!</p>
<p>New in Your Classes</p>	<ul style="list-style-type: none"> • As you know, I met with a tech trainer from Tierney Brothers on Friday. She was available to help any St. Mike's teachers who wanted to meet with her for tips and tricks. She was exceptional and taught me lots of great tips! You'll see 2 new things this week! <ul style="list-style-type: none"> ○ ONE is "mote." It's a Chrome extension that records my voice, types my comments on assignments and in the gradebook for you so you can hear my voice if you click the purple play button, or you can simply read the comment. This is great for auditory learners and saves me time, too! ○ SECOND is a different way to take attendance. We practiced with a "question of the day" on Thursday, in 4 of the courses on Thursday. An update was posted in the STREAM about this. <ul style="list-style-type: none"> ▪ Attendance earns you 5 pts. a day for your class=20 pts a week (M-Th) if your comments are appropriate and you comment <u>that day</u>. Each one ends at 11:59 PM that day, so you can do it whenever you're online to do your schoolwork. For some, you will be able to see other student comments, and some will be seen only by me. It's a way to build community, connect with other students, and have a little fun! ▪ You can comment on other's comments, as long as they are appropriate and positive (no bullying or rude comments). ▪ If you notice a rude/negative comment before I do, please send a screenshot of the comment in an email, tell me the class where you saw it, and I will "mute" that student. He/she will not be able to make public comments in the course any longer and lose attendance points for that day.
<p>Enrichment</p>	<ul style="list-style-type: none"> • You can do additional reading, thinking, and writing to "go beyond" in your reader's notebook, to show your thinking of your current novel. Ideas to consider/springboard your thinking: pressure map, inside/outside list, motifs, lessons/messages/themes, less likable sides of characters, character traits, secrets about characters, notice the mood/tone

Expectations for Each School Day in this Class:

1. Refresh your Google Classroom page so what you see is current
2. Check the STREAM for any new announcements, schedule changes, links, etc. from Mrs. Morgan
3. Check your Gmail each day for answers to questions (use Gmail for questions/answers, not to submit work unless she specifically asks you to do so)
4. Do your best each day, do your own work 😊
5. Reach out if you need help (office hours, email), support, guidance, or if you are stuck/confused.

<p>Monday 5/4</p>	<ol style="list-style-type: none"> 1. Download/save/print your Week 6 plan (that’s this document!) if you haven’t already-you will use this every day to know what to do, in addition to information in each of the day buttons 2. Find the MONDAY button in your English Class within Google Classroom in week 6 to begin-look for the 🐟 (fish) 3. Do all activities in the MONDAY button 4. IXL: QQ1-Formatting quotations and dialogue 5. Read “Thank You Ma’am” in preparation for tomorrow’s minilesson. 6. <i>Read on your own if time. Record it in your reading log. (You are already reading the short story).</i> 7. Attendance question for the day 	<p>Nothing to turn in today, but write down your IXL score here:</p>
<p>Tuesday 5/5</p>	<ol style="list-style-type: none"> 1. Do all activities in the TUESDAY button today (Quizziz inside!) 1. Minilesson: watch the video about the read aloud (Reading Aloud to Support Repertoire & Agency)-“Thank You Ma’am” by Langston Hughes 2. Read for 20 mins. & record in your reading log if time. 3. Attendance question for the day 	<p>Nothing to turn in today, but write down your Quizziz score here:</p>
<p>Wednesday 5/6</p>	<ol style="list-style-type: none"> 1. TBD: <i>(To Be Determined—as I’m planning this on Friday, I’m unsure if the minilesson will all fit into 1 video or not. If it’s two parts, I will put the 2nd part in Wed.)</i> 2. Start your reading notebook work, that we will continue in class tomorrow (expect to share at least 2 ideas to contribute to class discussion) 3. Read for 20 mins. & record in your reading log. 4. Attendance question for the day 	<p>Nothing to turn in today.</p>
<p>Thursday 5/7</p>	<ol style="list-style-type: none"> 2. Find your THURSDAY button & do all activities there 3. LIVE CLASS: we will continue this thinking and work together to help you add to your own reading log work (if you don’t attend, that’s fine, but you will need to do your reading notebook work on your own). Watch the recording for a recap of topics discussed to help you do your own thinking. 4. Finish up your reading notebook work and submit on Friday or before. 5. Attendance question for the day 	<p>Nothing to turn in today.</p>
<p>Friday 5/8</p>	<p style="text-align: center;"><i>You MAY submit your work earlier this week, if you wish.</i></p> <p>Use today as a “catch up day, to finish your work, submit assignments, to work on enrichments (see last week’s weekly plan and page 2 above), or take the day off once you’re done and spend it with family/connect with friends!</p> <ol style="list-style-type: none"> 1. Look for the FRIDAY buttons with Droboxes. 2. Follow the directions there to submit your work for the week 3. (Use the “how to” videos in your CLASSWORK tab or contact Mrs. Casey if you get stuck with technology issues!) <p>*teachers unavailable for email or office hours, unless by appt; we are planning for next week!</p>	<p>SUBMIT by 3:00 PM:</p> <ol style="list-style-type: none"> 1. Google Form: Quizziz & IXL scores 2. Reading notebook image 3. Reading log from last week & this week

	Enjoy your weekend! 😊	
--	-----------------------	--