








**English 6**  
**5/4/20 - 5/8/20**



**Updates:**

<b>EdPuzzle</b>	<ul style="list-style-type: none"> <li>No more EdPuzzles for now—although I determined what caused issues with links for some students, it caused some difficulties, so all links will be direct this week. 😊 Easier for you!</li> </ul>
<b>Flipped Learning</b>	<ul style="list-style-type: none"> <li>This is what you’ve been doing for 5 weeks, and is the direction of Mrs. Reeder. Think of the minilessons and recordings as “class” or “instruction.” This is where details for your assignments will be. You must watch the lessons to understand what to do.</li> <li>Assignments are in order by day. Begin with Monday, then Tuesday, etc. Skipping days or doing lessons out of order leads to confusion and misunderstanding.</li> <li>Think of our class times as the “practice time” or “work time.” This is your opportunity to ask questions, get help, review the week’s material, connect with your teachers and friends, and get help with your assignments and learning for the week.</li> </ul>
<b>“How To” Videos</b>	<ul style="list-style-type: none"> <li>Did you know there are about 10 “How To” videos posted in each course at the bottom of your Google Classroom CLASSWORK tab? They are there to help you with submitting work, un-submitting work if you need to attach a second page or needed to add something to your assignment (if you forgot), how to check to see if an assignment was submitted correctly, how to find your tests, etc. They’re all shorter than 5 minutes. If you see a 💡 in front of the title, it means I made that recording for you.</li> </ul>
<b>IXL Spring Showdown</b> 	<p>This contest has ended on April 30 and we will wait to be contacted if we’re in the running for the grand prize! Engagement was amazing! You did an incredible job! Thank you for all of your hard work these last few weeks! <b>Joshk K. answered 432 questions, the most of anyone in 6<sup>th</sup> or 7<sup>th</sup> grade!</b></p> <div style="text-align: center;">  <p><i>Certificate of Achievement</i></p> <p>This certificate is awarded to</p> <p><b>MRS. MORGAN'S CLASS</b></p> <p>by IXL on APRIL 28, 2020</p> <p>for outstanding completion of <b>40,000 language arts questions</b></p> <div style="display: flex; justify-content: space-around; align-items: center;">  <div style="text-align: right;">   <small>IXL DEAN OF STUDENTS</small> </div> </div> </div> <div style="text-align: center; margin-top: 10px;"> <p>Questions answered: <b>42,859</b></p>  </div>

	<p>Course surveys still show IXL is a favorite, so we'll continue to do more this week, but I will also add in Quizizz for some fun! It syncs with Google Classroom, so you can play on your phone or your computer. Make sure you sign in, or your work doesn't count or track your progress!</p>
<p><b>New in Your Classes</b></p>	<ul style="list-style-type: none"> <li>As you know, I met with a tech trainer from Tierney Brothers on Friday. She was available to help any St. Mike's teachers who wanted to meet with her for tips and tricks. She was exceptional and taught me lots of great tips! You'll see 2 new things this week! <ul style="list-style-type: none"> <li>ONE is "<b>mote</b>." It's a Chrome extension that records my voice, types my comments on assignments and in the gradebook for you so you can hear my voice if you click the purple play button, or you can simply read the comment. This is great for auditory learners and saves me time, too!</li> <li>SECOND is a different way to take attendance. We practiced with a "<b>question of the day</b>" on Thursday, in 4 of the courses on Thursday. An update was posted in the STREAM about this. <ul style="list-style-type: none"> <li>Attendance earns you 5 pts. a day for your class=20 pts a week (M-Th) if your comments are appropriate and you comment <u>that day</u>. Each one ends at 11:59 PM that day, so you can do it whenever you're online to do your schoolwork. For some, you will be able to see other student comments, and some will be seen only by me. It's a way to build community, connect with other students, and have a little fun!</li> <li>You can comment on other's comments, as long as they are appropriate and positive (no bullying or rude comments).</li> <li>If you notice a rude/negative comment before I do, please send a screenshot of the comment in an email, tell me the class where you saw it, and I will "mute" that student. He/she will not be able to make public comments in the course any longer and lose attendance points for that day.</li> </ul> </li> </ul> </li> </ul>
<p><b>100 Stems Test</b></p>	<ul style="list-style-type: none"> <li>Scheduled for May 13. After talking with Ms. Power about her plans for 8<sup>th</sup> grade, I will inform you more about what the test will be like. Be sure to study your stems each day to prepare! Be creative! Do you have any shaving cream around? (<i>Make sure it's on a parent-approved surface if you decide to do this!</i>) I can tell you this: you will be given the stem and asked to provide the English definition, like you did for the 50 stems test. <ul style="list-style-type: none"> <li>Ex: <b>logos</b> _____ (<b>word, study</b>)</li> </ul> </li> </ul>
<p><b>Enrichment</b></p> 	<ul style="list-style-type: none"> <li>You can do O1-O8 in IXL for more practice with prefixes &amp; suffixes this week, in your grade, to prepare for the stems test next week. Also see last week's plan for suggestions.</li> </ul>

### Expectations for Each School Day in this Class:

1. Refresh your Google Classroom page so what you see is current
2. Check the STREAM for any new announcements, schedule changes, links, etc. from Mrs. Morgan
3. Check your Gmail each day for answers to questions (use Gmail for questions/answers, not to submit work unless she specifically asks you to do so)
4. Do your best each day, do your own work 😊
5. Reach out if you need help (office hours, email), support, guidance, or if you are stuck/confused.

<b>Monday 5/4</b>	<ol style="list-style-type: none"> <li>1. Download/save/print your Week 6 plan (that's this document!) if you haven't already-you will use this every day to know what to do, in addition to information in each of the day buttons</li> <li>2. Read pages 1 &amp; 2 of this document</li> <li>3. Find the MONDAY button in your English Class within Google Classroom in <b>week 6</b> to begin-look for the ⚾ (baseball)</li> <li>4. Do all activities in the MONDAY button (Quizziz inside!)</li> <li>5. Study for 10 min for your Etymology 100 Stems Test</li> <li>6. Attendance question for the day</li> </ol>	Nothing to turn in today, but write down your Quizziz score here:
<b>Tuesday 5/5</b>	<ol style="list-style-type: none"> <li>1. <b>LIVE CLASS-10:30 AM</b> Attend class if you want to play Quizlet &amp; connect with friends/review for your stems test. (If you would rather study on your own, that's fine, but be sure to do the attendance question for today and watch the recording for any announcements!)</li> <li>2. Do all activities in the TUESDAY button today (Quizziz inside!)</li> <li>1. Study for 10 min for your Etymology 100 Stems Test</li> <li>2. Attendance question for the day</li> </ol>	Nothing to turn in today, but write down your Quizziz score here:
<b>Wednesday 5/6</b>	<ol style="list-style-type: none"> <li>1. <b>Minilesson: Writers Zoom in to Focus on a Moment</b></li> <li>2. Study for 10 min for your Etymology 100 Stems Test</li> <li>3. <b>IXL: P5</b> <a href="#">Determine the meanings of words with Greek and Latin roots</a></li> <li>4. Begin your thinking and writing focused on "moments"</li> <li>5. Attendance question for the day</li> </ol>	Nothing to turn in today, but write your IXL score here:  (spend 15 minutes or 80% or better)
<b>Thursday 5/7</b>	<ol style="list-style-type: none"> <li>1. Find your THURSDAY button &amp; do all activities there (Quizziz inside!)</li> <li>2. Continue your thinking and writing focused on "moments"-spend at least 15-20 min. on this work today</li> <li>3. Attendance question for the day</li> </ol>	Nothing to turn in today, but write down your Quizziz score here:
<b>Friday 5/8</b>	<p><i>You MAY submit your work earlier this week, if you wish.</i></p> <p>Use today as a "catch up day, to finish your work, submit assignments, to work on enrichments (see last week's weekly plan and page 2 above), or take the day off once you're done and spend it with family/connect with friends!</p> <ol style="list-style-type: none"> <li>1. Look for the FRIDAY buttons with Droboxes.</li> <li>2. Follow the directions there to submit your work for the week</li> <li>3. (Use the "how to" videos in your CLASSWORK tab or contact Mrs. Casey if you get stuck with technology issues!)</li> </ol> <p>*teachers unavailable today for email or office hours, unless by appt; we are planning for next week!</p> <p>Enjoy your weekend! 😊</p>	<b>SUBMIT by 3:00 PM:</b> <ol style="list-style-type: none"> <li>1. Google Form: Quizziz &amp; IXL scores</li> </ol>