



HOW TO SUBMIT YOUR PLEDGE IN REALM

FROM A COMPUTER

1. **Register*** or **Sign In** to your account at onrealm.org/gcpcusa
**If you never received a Realm invite to register or need to reset your password, please contact almurchison@gcpcusa.org or nweaver@gcpcusa.org for assistance.*
2. Click on **Giving** from the menu on the left menu.



Communications ▾


Events

Giving

Groups ▾

Serving ▾

Directory

3. This will bring you to a screen showing your **giving history** and **current & previous pledge history** in the grey boxes on the right.
4. To add a new pledge, click the  button from the **Giving** screen.



Communications ▾

Events

Giving

Giving

+ Give

+ Pledge

Giving

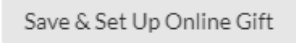

Scheduled



Reset Filters

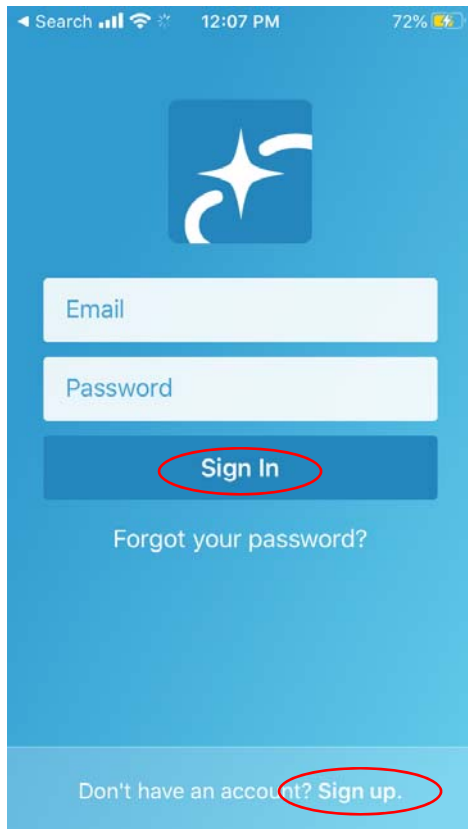
Year to date

Nondeductible

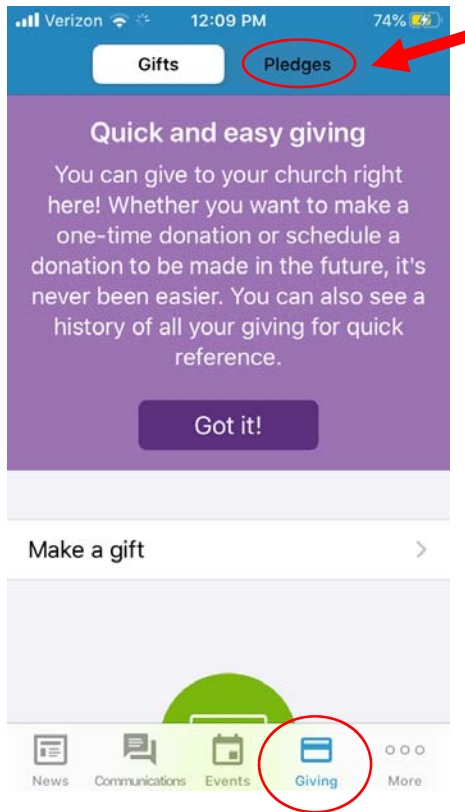
5. Select **2021 General Fund** from the pledge campaign drop down list and fill in your pledge amount and frequency in the fields. Confirm the calculated **total pledge** is correct.
6. **Save** and submit your pledge:
 - a. If you would like to set up automatic online gifts, click the grey  button. This will advance you to a next step guiding you to set up your online giving. *See the additional attachment for more guidance on setting up online giving or contact Natalie Weaver in our Finance Office at nweaver@gcpcusa.org for assistance.*
 - b. If you prefer to give by check, cash, bank bill payment, stock donation, or wish to set up online giving later, click the blue  button to finish and submit your pledge.
7. If you have questions or need to make changes to your pledge, please contact Natalie Weaver, our Stewardship & Finance Administrator at nweaver@gcpcusa.org or 828-254-3274, ext 202.

FROM A MOBILE DEVICE

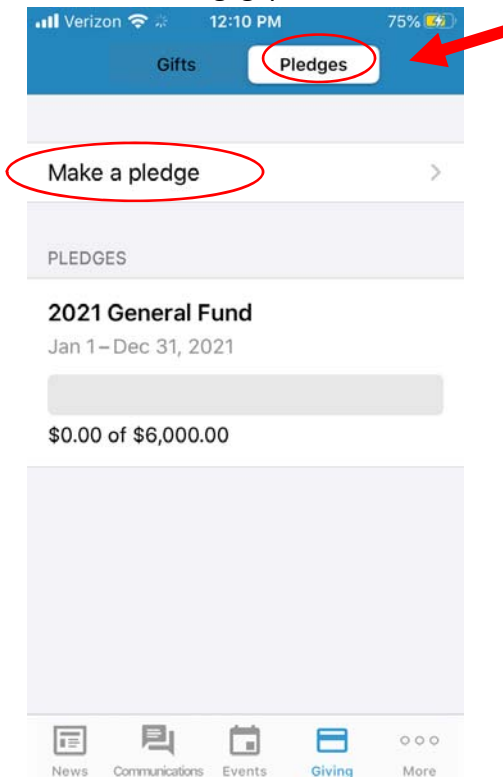
1. If you haven't already, download the **Realm Connect** app from your smartphone app store and select **Grace Covenant Presbyterian Church** as your home church.
2. **Sign Up*** or **Sign In** to your account using your email address and password.
**If you never received a Realm invite to register or need to reset your password, please contact almurchison@gcpcusa.org or nweaver@gcpcusa.org for assistance.*



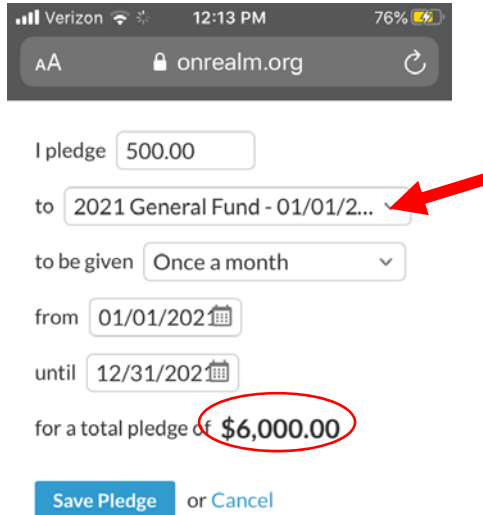
3. Select **Giving** from the grey bar on bottom menu. This brings you to the **Gifts** screen, which shows your giving history and has an option to give. At the blue top menu, toggle to **Pledges**.



4. Under **Pledges**, you should see your current and previous pledges, if applicable. Select the **Make a pledge** prompt to create a new pledge. This will open a new screen in your smartphone web browser on onrealm.org/gpcpusa.



5. Select **2021 General Fund** from the pledge campaign drop down list and fill in your pledge amount and frequency in the fields. Confirm the calculated **total pledge** is correct.



Verizon 12:13 PM 76%

AA onrealm.org

I pledge

to

to be given

from

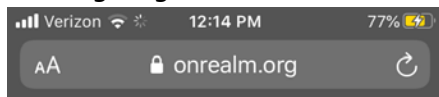
until

for a total pledge of **\$6,000.00**

or



6. Click the blue **Save Pledge** button to submit.
7. You'll receive a confirmation and have an option to return **Back to Connect App** to set up online giving or other GCPC Community options. *See the additional attachment for more guidance on setting up online giving or contact Natalie Weaver in our Finance Office at nweaver@gcpcusa.org for assistance.*



Verizon 12:14 PM 77%

AA onrealm.org

Thank You

We successfully set up your
pledge to 2021 General Fund -
01/01/2021 until 12/31/2021

