



Newfoundland Club of America

WATER TEST REGULATIONS

Revised October 2024
Effective xxxx 1, YYYY
Copyright 1999, Newfoundland Club of America

Table of Contents

Introduction	4
Chapter One - General Regulations	5
Section 1 - Application for Water Tests	5
Section 2 - Duties of the Water Test Committee	6
Section 3 - Qualifications of Judges	9
Section 4 - Dogs Eligible to Compete	10
Section 5 - Dogs that May Not Compete	10
Section 6 - Test Disqualifications and Ineligibility	10
Section 7 - Handling a Dog/Substitutions/ Handicapped -Disability Provisions.....	12
Section 8 - Bitches in Season	12
Section 9 - Unentered Dogs.....	13
Section 10 - Entering at Own Risk.....	13
Section 11 - Judges' Decisions	13
Section 12 - Entry Limitation	13
Section 13 - Entry in Junior Division	17
Section 14 - Entry in Senior Division	17
Section 15 - Entry in Excellent Division.....	18
Section 16 - Multiple Division Entries.....	18
Section 17 - Qualifying Performance & Awards	18
Section 18 - Changes of Judges, Water Test Officials, or Site	19
Section 19 - Stewards	20
Section 20 - Test Site Conditions	21
Section 21 - Spectators	21
Section 22 - Emergency Provisions.....	21
Section 23 - Personal Flotation Devices	22
Section 24 - Canceling a Test	22
Section 25 - Optional Water Tests for Non-Newfoundlands.....	22
Chapter Two - Regulations for Performance and Judging	23

Section 1 - Standardized Judging and Qualifications of Judges.....	23
Section 2 - Failed Exercises and Rejudging.....	23
Section 3 - Dog or Person in Distress.....	23
Section 4 - Judges' Record Forms	24
Section 5 - Entrant's Handlers and Judge's Evaluations	24
Section 6 - Catalog Order/Check In/Certificates	24
Section 7 - Use of Leash/Harness	25
Section 8 - Required Equipment.....	25
Section 9 - Commands, Signals and Encouragement	30
Section 10 - Praise and/or Rewards.....	30
Section 11 - Handling Between Exercises.....	30
Section 12 - Pretest Swim and Training on the Grounds.....	30
Section 13 - Interference and Double Handling	31
Section 14 - Complaints and Discipline.....	31
Section 15 - Qualifying and Non-Qualifying Performance	31
Section 16 - Comfort Break (WRDX Only).....	32
Section 17 - Wading Depth (WRDX Only)	32
Section 18 - Failures common to all exercises:.....	32
Section 19 - Regulations common to all exercises:	33
Section 20 - Suggested Time Limits	34
Chapter Three - Standard of Performance - Junior Division.....	35
BASIC CONTROL	35
Controlled Walking	36
Recall.....	38
SINGLE RETRIEVE	39
DROP RETRIEVE.....	40
TAKE A LINE.....	41
TOW A BOAT	42
SWIM WITH HANDLER.....	43
Chapter Four - Standard of Performance - Senior Division	45
DOUBLE RETRIEVE	45

RETRIEVE OFF A BOAT	46
TAKE A LIFE RING	47
UNDERWATER RETRIEVE	49
TAKE A LINE/TOW A BOAT.....	50
RESCUE.....	51
Chapter Five - Standard of Performance - Excellent Division.....	54
Exercise #1 Abandoned Boat ABANDONED BOAT.....	54
Exercise #2 Multiple Person Rescue MULTIPLE PERSON RESCUE	55
Exercise #3 Unconscious Victim UNCONSCIOUS VICTIM	58
Exercise #4 Capsized Raft CAPSIZED RAFT.....	60
Exercise #5 Line to Shore LINE TO SHORE	62
Exercise #6 Hidden Victims HIDDEN VICTIMS	65

Newfoundland Club of America Water Test Regulations for All Divisions

Introduction

The Newfoundland Club of America (NCA) Water Tests are a series of exercises designed to develop and demonstrate the abilities of purebred Newfoundland dogs in an aquatic environment. Historically, the Newfoundland has functioned as a working companion to humans in draft and water rescue work. Members of the breed have participated in many heroic water rescues. NCA water tests are not a competition; rather, they demonstrate natural ability and skills acquired through training, and they emphasize teamwork between dog and handler in simulated work and rescue situations. The NCA Water Rescue Dog Excellent division furthers that vision by providing multi-task exercises that require advanced training, constant teamwork, and physical stamina. Not all dogs who have earned other water rescue titles will be able to attain this level of expertise. Instead, a Water Rescue Dog Excellent Newfoundland will demonstrate superior natural ability, training, and efficiency in simulated rescue situations. These exercises are designed to test the intelligence, instinct, and stamina of the Newfoundland. Due to test conditions and restrictions, these exercises cannot be executed as they would be in realistic situations. These exercises simulate real life rescue situations safely within the constraints of the test site. The ideal working relationship is a balance of controlled performance and natural independence. Dogs should display not only efficiency in accomplishing their tasks, but also willingness and enjoyment in their work.

Chapter One - General Regulations

Section 1 - Application for Water Tests

A Water Test Committee from a recognized Regional Club of the NCA may apply to the Working Dog Committee (WDC) of the NCA for permission to host a Water Test. Application must be made using an approved WDC application form.

Application forms are available from the Water Test Applications ~~Secretary~~ **Contact** and the NCA website where toolkits are available in the working dog section. The completed application must be submitted to the WDC Water Test Applications ~~Secretary~~ **Contact whose name is available on the NCA website**. The application must contain the following information:

1. The names, addresses, telephone numbers **and** email addresses of the Water Test Chairperson, the Water Test Secretary, and a third Water Test Committee member from the test giving club. All must be NCA members, **as well as** ~~and~~ members of the Regional Club hosting the test.
2. The names of all judges, as well as the divisions in which they will judge and their Judges' Acceptance Forms completed and signed.
3. The written guarantee that steward assistance, all equipment (other than the equipment furnished by each ~~handler entrant~~), and other necessary provisions will be available at the test site.
4. The certification that all NCA Water Test regulations will be followed.
5. The date(s) of the Proposed Water Test(s), the test site address, and a description of the site, including a detailed site map if the site is new. **If the site has been used more than twice, with no complaints, then the map and description are not needed.** The WDC recommends that Water Test dates be coordinated with neighboring Regional Clubs to avoid conflicting dates within 300 miles.
6. **The divisions being offered each day. Clubs may offer the following:**
 - WD/WRD only (These divisions must be offered together. WD only or WRD only are not options for a test day).**
 - WD/WRD/WRDX**
 - WRDX only (Optional)**
 - WRD requalifications only (Optional)**
 - WRD requalifications/WRDX (Optional)**
7. The signatures of the Water Test Chairperson, the Water Test Secretary, the third Water Test Committee member and a member of the Regional Club's Board of Directors signing on behalf of the Regional Club.
8. ~~A photo of the boat to be used in the test and a photo of the US Coast Guard placard on the boat.~~ **The boat tag number is to be included in the application. A separate application is necessary to obtain a boat tag for a previously unapproved boat.**

A completed application, which includes Judge's Acceptance Forms, must be ~~mailed~~ **submitted**

to the Water Test Applications ~~Secretary~~ **Contact** a minimum of four (4) months, but not more than twelve (12) months, prior to the date of the proposed test. The WDC Water Test Applications ~~Secretary~~ **Contact** usually communicates the WDC's approval or rejection of the Water Test Application to the Water Test Chairperson within **forty-five (45)** days following the receipt of the completed application. When the WDC is considering a Regional Club's application for an NCA Water Test, the committee considers any past violations of the Regulations at ~~its~~ **the Regional Club's** previous tests. An email address must be included if verification of application **being** received is requested.

An application that is received late will be assessed late fees. **Any part** of the test application received up to five (5) days after the deadline will be assessed a \$25.00 late fee. Fully completed test applications received **six to thirty (6-30)** days late will be assessed a \$50.00 late fee. Test applications received more than **thirty (30)** days after the deadline will not be approved. Late fees must be paid by the Regional Club prior to approval of any further working event.

In the event the WDC denies permission ~~to hold~~ **for holding** the test, the Water Test Committee may appeal to the NCA Board. The WDC shall supply the NCA Board their reasons, in writing, for not approving the requested test. The final decision shall be that of the NCA Board.

Section 2 - Duties of the Water Test Committee

The Water Test Committee will act as the official representative of the NCA and must enforce the Regulations. Any violations of these Regulations shall be reported in writing and attached to the Water Test Committee's report to the WDC.

The Water Test Committee will prepare a premium list for the water test to distribute to those who request it **that adheres to the approved application information**. It should also be ~~posted on the Regional Club's website~~ **submitted to the WDC online entry liaison. Regionals Clubs are also encouraged to post their premium list on their website and/or social media. The premium list must include the following information:**

1. The date(s) and location of the Water Test(s) with a detailed description of the test site and other features specific to the test site. This must include information regarding water conditions, the distance from shore where the average Newfoundland dog begins swimming, **and whether there is naturally occurring shade at the site.**
2. The judges' names, including the name of any observer judge, if known. The names and contact information ~~for the members of the committee~~ **of the committee members**, including the Safety Officer.
3. **The divisions (WD, WRD, WRDX) that are being offered at the test and the order in which they will be judged.**
4. The entry limit, that there will be an alternate list if the entries exceed the limit, and the method for determining alternates **will be** as specified in the NCA **Water Test Regulations. Should the Regional Club impose a limit on the number of entries in a division, it must be clearly stated prominently in the Premium List.** ~~policy on handling~~

~~entries, refunds and alternates listed in Section 12 Entry Limitation.~~

5. NCA members are granted a **ten (10)** day early entry as a benefit of their membership in the NCA. **To take advantage of the early entry rule, if the dog is co-owned, then either all co-owners of the dog must be NCA members OR the handler must be an NCA member.** The beginning date for accepting entries from owners who are NCA members must be no less than **ten (10)** days after the Premium List has been made available, and **it** must also be **ten (10)** days before the beginning date for non-NCA members. The beginning date for accepting entries from non-NCA members must also be listed and, after this date, all entries will be treated equally, whether the owner is an NCA member or not.
6. The closing date and time ~~for accepting entries~~ **the Test Secretary must receive entries in order for them to be accepted.**
~~The divisions (WD, WRD, WRDX) being offered at the test and the days and order in which they will be judged.~~
7. A box to check if the dog's owner or handler is an NCA member. This allows entering a test **ten (10)** days earlier and receiving a title patch if the dog passes.
8. The approval date of the Water Test Regulations being used at the NCA Water Test.
9. A statement regarding ~~entrant's~~ **the handler's** responsibility for obtaining the current NCA Water Test Regulations **from the NCA website as well as any updates made to the Regulations.**
~~The name and address of the WDC Publications Secretary from whom entrants can order the NCA Water Test Regulations and notification that the Regulations are also available on the NCA website as well as any updates made to the Regulations.~~
10. The name and address of the Water Test Secretary to whom ~~to send entries~~ **the entries shall be sent, as well as a cell phone number that handlers may call on test day, if necessary.**
11. Entries must be made on an official NCA Entry Form, **either online or by mail, which includes the Agreement, as well as** ~~containing~~ the notice that a copy of the entered dog's AKC, ILP, PAL, or foreign registration paper must be attached.
12. The schedule in the Premium List and letter sent to ~~entrants~~ **handlers** will list a time for equipment check and check in time each day. Judges must follow that schedule.
13. Any schedule listed in the Premium List that is not covered in the Regulations takes precedence on the day of the test.
14. Additional information such as the following: current officers and directors of the NCA and Regional Club, awards, accommodations, directions to test, **NCA statement about dog safety (i.e. NCA Out of Control Dog Policy)**, advertising, meals, any special events, and additional activities. **Any event, other than an NCA event, being publicized in a Water Test Premium or Catalog must include a statement indicating that the event is not an NCA event.** For example, an advertisement for an all-breed water test **or "tadpole" test** following the NCA test must clearly state, "This is not an NCA event."
15. Whether ~~or not~~ there will be practice allowed at the site **or not** ~~and the times if allowed,~~ **if a boat will be available, and the date and times of the practice.**

The Premium List must not be made public before the Regional Club receives approval from the

NCA WDC to conduct the test(s).

After the closing date for entries, the Water Test Secretary will notify each exhibitor handler at least ten (10) days before the test. ~~of the following information~~ Notification must include: Water Test location (including a map, ~~and/or~~ written directions, ~~and/or~~ GPS coordinates), schedule, judges' names, exhibitor handler number, cell phone number to reach the Test Secretary on test day, and any changes in the Water Test information that occurred since the Premium List was sent published. If entries exceed the published entry limit, the Water Test Secretary will notify notifies alternates of their position on the alternate list ~~as per the NCA policy on entries, refunds, and alternates (Chapter 1, Section 12)~~ as per the Regulations.

The Water Test Chair or Secretary must keep judges up to date on things such as entry numbers and hotel/travel information. Each judge should be sent a Premium List and exchange cell phone numbers with someone on the Water Test Committee. Each judge should receive a marked catalog following the test.

The Water Test Secretary will keep a copy of the current NCA Water Test Regulations and Grievance Procedures at the test site for reference.

The Water Test Chairperson will appoint a Safety Officer. The name of the Safety Officer should be printed in the catalog. The Safety Officer will be responsible for ensuring that no unentered dogs are permitted in the main testing area at a Water Test. The Safety Officer will see that all personnel are properly equipped with approved Coast Guard (American or Canadian) flotation devices and are wearing adequate foot protection prior to entering test waters. Each exhibitor handler is responsible for providing his/her own flotation device as well as proper footwear. It is optional for beach stewards to wear life jackets.

The Safety Officer will remind entrants handlers to check on their dogs often and announce to entrants handlers that dogs are not allowed to be kept in closed vehicles, even if the air conditioning is running. If a dog is in a vehicle, the vehicle must have at least one open window, door, or hatchback. **It is not the Regional Club's or Safety Officer's responsibility to keep a dog safe. It is the entrant/handler/owner's responsibility, whoever oversees caring for that dog on that day. Rather, it is the responsibility of whoever is charged with caring for the dog on that day, whether it be the handler or owner.** The Safety Officer's job is only to remind entrants handlers of their responsibility. If possible, the Safety Officer or other designated personnel should check on vehicles in the parking area periodically throughout the day to be sure that no vehicles with dogs are totally closed and no vehicles with dogs are in the sun without sun protection.

The ~~Safety Officer~~ or judges will ask entrants handlers during the question-and-answer session if there are any issues of which the Committee and judges should be aware such as bee allergy, heart condition, accommodations for a disability, or anything that the entrant-handler may want to share. In case of bee allergy, someone on site should know the location of the person's epi-pen EpiPen. They should also announce that the Test Secretary has directions to the closest

human and veterinary hospitals should they be needed. ~~Where permitted by law, t~~The Safety Officer should also be sure that a tool made for breaking vehicle windows is available on site for ~~owners' vehicle owners to~~ use, if necessary.

The Water Test Secretary should send a reminder to all handlers about sending in test evaluations.

The Water Test Chairperson and Water Test Secretary must each submit reports to the designated WDC member within **thirty (30)** days after the test. The Chairperson's report will include a description of the test, ~~a summary~~ **descriptions** of any problems or complaints registered with the Water Test Committee, and other information requested by the WDC (~~see the water test timeline on the NCA website~~). The Secretary's report will include the **Water Test Record Forms, paper** Entry Forms and **AKC** registrations (**for those entries not completed online**), ~~judges' record forms~~, one (1) electronic (PDF) copy of the Premium List, one (1) electronic (PDF) copy of the marked catalog, the Secretary's Report form(s), and any other materials requested by the WDC. ~~Entrant and judges' evaluations should not be included. The WDC Water Test Records Secretary will send one electronic copy of the marked catalog to the NCA Historian. The Water Test Secretary should send a reminder to entrants to send in their evaluations after the test.~~ Test committees must submit articles to NewfTide in the specifications posted on the NewfTide submissions website. Those specifications for NewfTide are also available from the WDC.

All required reports submitted to the designated WDC member must be postmarked within **thirty (30)** days from the date of the test in order to receive approval for a subsequent test. Completed paperwork that is postmarked **one to five (1-5)** days late will have the regional club assessed a \$25.00 late fee. Completed ~~test event~~ paperwork postmarked six (**6**) or more days late will have the Regional Club assessed a \$50.00 late fee. Late fees must be paid by the Regional Club prior to approval of any ~~further~~ **future** working event.

Section 3 - Qualifications of Judges

The WDC believes that the Water Test Judges should thoroughly understand water work and the physical conditioning necessary for water work.

Before the Water Test Committee applies for permission to sponsor an NCA Water Test, it must select a judging panel from the list of judges who have met the qualifications approved by the WDC and the NCA Board. A current list is available ~~from the designated WDC member who maintains the judges' qualifications records on the judge's page of the NCA website~~. Criteria for choosing judging panels are also on the ~~judge's page~~ **NCA website**. One or two different judges may be chosen for the WRDX division. Judges whose names are "flagged" on the judges list cannot accept assignments ~~until they exhibit at a test or pass an open book exam~~ and will not be approved on a judging panel.

Section 4 - Dogs Eligible to Compete

The NCA Water Tests shall be open ~~only~~ to purebred Newfoundland dogs at least six (6) months of age by the date of the test. ~~As used in these Regulations, the~~ **The word "dog" in the NCA Water Test Regulations** refers to either sex. All entries must have an AKC ~~individual or litter~~ registration number, an ILP or PAL number, ~~or a foreign individual or litter~~ registration number, ~~or foreign litter number.~~ **Handlers must ensure their dog is in the physical condition necessary to safely complete the exercises in the division(s) in which they are entered.**

Section 5 - Dogs that May Not Compete

No dog belonging ~~wholly or in part to a~~ **to or co-owned by** a Water Test judge or to any member of such person's immediate family, including in-laws, can be exhibited under the judge. Lamé dogs or dogs that have been taped or bandaged in any way, or have anything attached to them for medical purposes, shall be ineligible to be tested. **Dogs that are not in the physical condition necessary to safely complete water test exercises should not be entered.**

Section 6 - Test Disqualifications and Ineligibility

Judges must immediately disqualify and remove ~~the following from further competition~~ **from competition a handler and dog for any of the following reasons:**

1. Any ~~dog~~ **handler** not signing in at the appointed time.
2. Any dog which its handler cannot control.
3. Any dog which attacks a person or dog on test grounds.
4. Any handler who deliberately interferes with another handler or dog.
5. **Any handler who behaves in an unsportsmanlike manner in or outside the testing area (Unsportsmanlike behavior includes directing angry, abusive language at a person or dog; mistreating a dog; showing discourtesies to judges, test officials, stewards, or others.).**
6. ~~Any dog that~~ **Any dog that** is lame or wears corrective bandages or other attachments.
7. Any dog that leaves the test area while being tested, **including after the last exercise.**
8. ~~Any dog that leaves the test area before being put on leash at the end of testing.~~
9. ~~Any handler who behaves in an unsportsmanlike manner in or outside the testing area. (Unsportsmanlike behavior includes, but is not limited to, the following: directing angry or abusive language at a person or dog, mistreating a dog, showing discourtesies to judges, test officials, stewards, or others.)~~

The judges will mark the dog disqualified and state the reason on the ~~official judges' record form~~ **Water Test Record Form for the WDC.** The Water Test Secretary will also ~~note the disqualification in the test report to the WDC~~ **submit the disqualification to the WDC along with the Secretary's Report.**

The WDC and the NCA have adopted the **NCA Out of Control Dog Policy, as well as the AKC official policy concerning dog attacks that lead to an injury, either to a person or to another dog. All handlers and Committee members should read and understand this policy.** Also, Water Test judges may excuse, and even ask to have removed from a test site, if necessary, any dog that appears dangerous to other dogs or persons. Actual reports of dog attacks causing injury to either a dog or a person would go directly through the grievance process. **If a judge excuses a dog for aggression, that automatically creates a grievance that must be handled by the WDC is created automatically.** No fee is required when this occurs. The Water Test Committee must follow the grievance process by collecting witness statements from entrants, handlers, or spectators, and the judges. The grievance paperwork will then be forwarded to the WDC, and, ultimately, to the NCA Board of Directors for a decision.

A grievance may be filed by the person injured, the person whose dog was injured, or any witness to an attack causing injury. The dog in question must be removed from the test site and cannot be entered in any subsequent NCA working event pending the completion of the grievance hearing process through the WDC, with subsequent action by the NCA Board. Any **future test in which the dog is entered in was already, in which entries have closed, would have to entered must** be forfeited with the dog in question banned from the test site pending completion of the grievance process. The recommendation of the WDC will be sent to the NCA Board following the grievance hearing, which **would end then ends** the WDC's jurisdiction. The NCA Board will **need to** form a committee whose purpose it is to deal with reinstatement requests after **the NCA Board it** has denied further exhibition privileges for any Newfoundland.

AKC Rules Applying to Dog Shows: Chapter 11, Section 15- Any dog, that in the opinion of the Event Committee, attacks a person or dog at an AKC event, resulting in an injury, and is believed by that Event Committee to present a hazard to persons or other dogs, shall be disqualified by the Event Committee pursuant to this section, a report shall be filed with the Executive Secretary of The American Kennel Club. The disqualified dog may not again compete at any AKC event nor be on the grounds of an AKC event unless and until, following application for reinstatement by the owner to the American Kennel Club, the owner receives official notification in writing from the AKC that the dog's eligibility has been reinstated.

Out of Control Dog Policy: At all NCA Events dogs must be kept under control to prevent harm to itself or others. It is the owner/handler's responsibility to ensure their dogs are under control for the duration of the event.

At NCA events dogs must be crated or leashed and collared at all times, except when the dogs are required to perform off leash. When dogs are leashed, the length of the leash must not exceed SIX (6) feet and the leash may NOT be a retractable leash.

Dogs should not be allowed to approach another dog without permission from the other dog's owner/handler.

Any dog that, in the opinion of the judges, event committee or designated safety officer

representing the event, appears dangerous, shall be asked to leave the event promptly or be crated for the duration of the event and is excused from further participation in the event. Anyone who witnesses a dog appearing to be dangerous should bring their concerns to the judges, event committee or safety officer. Part of upholding good sportsmanship is to take action through the appropriate channels.

Examples of out of control behavior would include but are not limited to:
Aggressive vocalization such as barking and growling, or aggressive behavior toward any person or animal such as snapping, biting, lunging, charging, attacking or attempting to attack at any time while on the test grounds.

Owners and handlers are responsible for monitoring the well-being and safety of their dog(s). If left unattended the owner/handler must check on them frequently to ensure they are safe. If the dog is excused from the test grounds for aggression, the automatic grievance policy of the NCA is enacted. If an injury to a dog or person occurs, the AKC Rules Applying to Dog Shows Ch 11, section 15 goes into effect. (References, chapter 2, section 14 in both water and draft regulations)

Section 7 - Handling a Dog/Substitutions/~~Handicapped~~ Disability Provisions

Each dog must be handled by the same handler for all exercises. Handlers may be substituted after the test closes, but the **Water Test** Secretary must be informed of the change before the test begins so that the **Water Test** Record Form can be changed.

Special provisions may be allowed for disabled handlers, if ~~at all~~ possible, as long as they do not interfere with the dog and are pre-approved by the judges.

Section 8 - Bitches in Season

Bitches in season may participate in NCA Water Tests. Bitches in season will be kept out of the test area and away from all other dogs until called for by the judges. Bitches in season shall be judged at the conclusion of judging **of all divisions** for that day, **including post-entries**. ~~When Junior, Senior and Excellent Division entries are judged on the same day, any bitches in season shall be judged after regular judging for all divisions has been completed, including post entries.~~ Bitches in season will be judged in the order that their divisions were judged earlier in the day. ~~This applies to two (2) day tests which are held back to back, as well. If a club holds a test for only one division on one day, then the bitches in season in that division will be tested at the end of that day.~~ Bitches that have had an ovarian sparing spay are required to be tested as "Bitches in Season."

Section 9 - Unentered Dogs

The appointed A Safety Officer is responsible for ensuring that all unentered dogs are kept outside, **under control**, and away from the designated test area. **Disruptive, noisy or aggressive dogs may be asked to leave the test premises.**

Section 10 - Entering at Own Risk

~~Entrants~~ **Handlers** participate in an NCA Water Test at their own risk. ~~Entrants~~ **Handlers** agree to abide by the NCA Water Test Regulations and the Constitution and By-laws of the NCA. ~~Entrants~~ **Handlers** agree that they will uphold the AKC Code of Sportsmanship, the NCA Code of Ethics, **the NCA Out of Control Dog Policy**, and (if applicable) the NCA Judges Code of Ethics. They also agree that any violation of the AKC Code of Sportsmanship, the NCA Code of Ethics and/or the NCA Judges Code of Ethics will be handled pursuant to the ~~NCA WDC Grievance~~ **grievance** policies listed on the NCA WDC website and event toolkits.

Section 11 - Judges' Decisions

At ~~the~~ **any** NCA Water Test, the decisions of the judges are final in all matters affecting the scoring and working ability of the dogs and their handlers. The judges are in sole charge of the Water Test area until their assignment is complete. A dog must be marked passing on every exercise by both judges to qualify for a WD, a WRD or a WRDX title. **Grievances shall not be filed against any judge for decisions made while judging in accordance with the NCA Water Test Regulations.**

Section 12 - Entry Limitation

~~Once test approval is received from the NCA WDC, the Water Test Committee can determine the date it will accept entries of NCA members and non-NCA members, and the dates will be published in the premium list. These dates must be at least ten (10) days after the premium list is made public.~~

Maximum entries to be judged are **thirty (30)** dogs per test **day**. If a Water Test Committee anticipates an entry in excess of its facilities for a Water Test, it may limit entries to less than **thirty (30)**. In setting entry limits, a Water Test Committee should consider that, on average, judges can usually judge five (5) Junior Division entries per hour, three (3) Senior Division entries per hour and two (2) Excellent Division entries per hour. Test Committees may also decide on a minimum number of entries to hold the test as long as it is published in the Premium List. **Committees may reserve slots for any division but must state this in the Premium List. Slots held will be filled by other division entries if not filled with the minimum number of entries in the previously specified division. Also, requalifiers cannot fill one of these reserved slots if there are untitled dogs of other divisions on an alternate list. The Committee may decide to take entries for all division as first come, first served, without reserving any slots.**

A prominent announcement of ~~such~~ test limits must appear on the title or cover page of the Water Test Premium List. Priority will be given to entries that have not earned titles in the division entered. Titled dogs may be entered for judging (requalification) if entry limits have not been filled, and the entry form must state that the entry is for requalification. Under no circumstances can the published entry limit be changed.

~~Entries will be accepted by mail only and submitted by mail must show a visible postmark.~~
Entries will be accepted by mail or the NCA electronic entry system, must show a postmark or electronic entry date between the opening and closing dates, and must be received by the Test Secretary by the closing date.

Accepting Entries:

~~Test premiums will list an opening date for NCA member entries and an opening date for non-NCA member entries which will be 10 days later, as well as a closing date for all entries. After the opening date for non-NCA members, all entries will be handled equally whether an NCA member or not.~~ The opening date is the earliest date an entry can be sent as indicated by the postmark **or electronic date** of the entry. The closing date is the last day an entry can be received by the Test Secretary and is unrelated to the postmark. The test will not close officially until the published closing date and time, even if the entries exceed the limit before the closing date.

No dog will be allowed to test in more than one division in which they have not already earned a title, in a test or on the same day, with the exception of post entries. A handler entering a dog in the WRDX division, at a test where WRDX entries are limited, may also enter as a WRD requalification. If the dog does not get into the WRDX test at closing, the handler must decide whether to stay on the alternate list for WRDX and pull their WRD entry or pull from the WRDX alternate list and test as a WRD requalification. The dog may only be entered in one division after closing. The handler must include a note to the Test Secretary explaining their intention to pull one entry at closing.

Do not assign final entries until after the closing date. This will accommodate entries that arrive on different dates but that have identical postmarks. Open all envelopes before assigning entries since some envelopes may contain more than one entry and some may be entering only one day of a two-day test weekend.

When the test closes, if the entries exceed the maximum limit, follow the procedure listed below. If a lottery is required as specified below, a separate lottery **MUST** be held for each of the two days of a two-day test weekend. There must always be at least two people present to witness the lottery, at least one of which is not entered in the test. (Note: An efficient and unbiased way to do a lottery is to number each entry and put the corresponding numbers on small, individual pieces of paper. Randomly select the papers to determine the status of each entry.)

Assigning Entries:

1. Assign a spot in the test to each entry of an NCA member **with an untitled dog in the division entered that is postmarked or has an electronic entry date** with the first allowed entry date. Assign a spot in the test to each entry of an NCA member **that is postmarked or has an electronic entry date** with the second allowed entry date. Continue as above until all the entries of NCA members, who have sent in their entries before the non-NCA member opening date are assigned spots in the test or the test is full. Continue to do the same with the non-NCA member entries and the NCA member entries that arrive after the non-NCA member entry date.
2. If, at any time, there are more entries with identical postmarks **or electronic entry dates** than spots available in the test, conduct a lottery to determine which entries are accepted into the test. Those not assigned spots become alternates.
Example 1: If the entries received with the first allowed postmark **or electronic entry date** exceed the test limit on the closing date, conduct a lottery with all the entries with that postmark **or electronic entry date**. Those not chosen become alternates. Continue to do a lottery for each postmarked **or electronic entry date** to determine the order of the alternate list.
Example 2: There are openings in the test for entries postmarked **or have an electronic entry date** with the first and second allowed date. Five entries are postmarked **or have an electronic entry date** with the third allowed date and there are two openings left. Conduct a lottery with those five entries—two will be entered in the test and three will become alternates as will any entries with later postmarks **or electronic entry dates**.
Example 3: If the limit is 25, and there are 30 entries with the first postmark, the first 25 **untitled dogs** randomly selected in the lottery will be assigned spots in the test, and the remaining entries will be pulled as first alternate, second alternate, third alternate, etc. Assign other entries with later postmarks **or electronic entry dates** as alternates in the same way, doing a lottery for each postmarked **or electronic entry date**.
3. Add requalification entries to the **entry list or the alternate list** after all untitled dogs ~~on the list~~ **entered have been accepted into the test**. Requalification entries should be added by postmark **or electronic entry date** and by lottery, as necessary. If the test is not full, **the order is assigned based on postmark date or electronic entry date**. ~~requalifiers should be assigned a number in the order in which their entry was received. Requalifiers do not have to be placed after dogs without titles unless the test is full.~~
4. **A handler who is handling multiple entries in a test must notify the Test Secretary before closing that they will require space between entries.**

Withdrawing Entries and Refunds:

To withdraw an entry, the ~~entrant~~ **handler** must notify the Water Test Secretary by telephone, email, or U.S. Mail. **If possible, this should be done early enough so that the Water Test Secretary receives the notification before the test.** The Water Test Secretary must confirm receipt of such notifications. The ~~entrant~~ **handler** will receive a full refund of the entry fee if the notification is received prior to the closing date and time for entries. After the closing date has passed, **no refunds will be given, even if an alternate was tested in their place, with the**

exception of alternates that did not get into the test. In addition, a handler with one dog in the test and another on the alternate list may not substitute one dog for the other. If the handler must pull the entered dog, then the first dog on the alternate list will fill the opening. ~~Water Test Committees are not required to give refunds, though they may choose to do so.~~

Alternates and Refunds:

~~If an entrant a handler~~ submits an entry to a Water Test but is not assigned a place in the test, the Water Test Secretary must notify the ~~entrant handler~~ immediately after the closing date and give the ~~entrant handler~~ the option to be placed on the alternate list. If the ~~entrant handler~~ chooses not to be on the alternate list, ~~they he or she~~ will receive a full refund. If the ~~entrant handler~~ chooses to stay on the alternate list but later pulls their entry after the test closing date, they will not receive a refund. ~~Entrants placed on an alternate list will receive a full refund if they do not get into the test on test day.~~

~~Should an entrant have two dogs entered and one dog is on the alternate list, the entrant cannot substitute the alternate entry for the regular entry. If the entrant must pull the entered dog, then the first dog on the alternate list will fill the opening.~~

Changing Entries:

Once the closing date ~~and time~~ listed in the Premium List has passed, if ~~an entrant a handler~~ notifies the Water Test Secretary that they are withdrawing their entry ~~or have passed at a previous test~~, all ~~entrants handlers~~ on the alternate list must be notified that their ranks have changed. ~~If a space does not become available for an alternate on the day of the test, the alternate will receive a full refund.~~

Example: If a test limit is ~~twenty-five (25)~~ dogs and ~~twenty-five (25)~~ dogs are tested, but none of the five (5) dogs that were on an alternate list were tested, the five (5) alternates would receive refunds after the test. If ~~twenty (20)~~ original dogs and three (3) alternates were tested, but two (2) alternates did not attend the test, the handlers of those two (2) alternates would not receive refunds because had they attended, they would have been tested.

Changing Entries:

~~If an entrant a handler~~ has been assigned a spot in the test but their dog passes at a previous test, the handler must notify the Water Test Secretary by 6:00 pm the night before the test as to whether they will ~~be withdrawing from the test (for which there will be no refund)~~, ~~requalifying in the same division (if space is available or being added to the end of the alternate list)~~, or transferring to a different division. Should a test have an alternate list, the Water Test Secretary should note that any dog earning a title and subsequently requalifying will go to the end of the alternate list and the first alternate will move into the test. A dog that passes Water Dog can either requalify or transfer to the Water Rescue Dog test at a subsequent test. A dog that passes Water Rescue Dog can requalify or transfer to the Water Rescue Dog Excellent test at a subsequent test. A dog that passes Water Rescue Dog Excellent can either requalify or transfer to Water Dog or Water Rescue Dog as a requalifier at a subsequent test should space ~~be available for a requalifier. move their entry to another division (i.e., WD to WRD or WRD to~~

~~WRDX), withdraw from the test, or requalify in the same division if the test is not full. If the test is full, they have the option of being moved to the end of the alternate list to requalify.~~

Section 13 - Entry in Junior Division

Entry in Junior Division is open to dogs with the following stipulations:

Any eligible dog that has not yet earned a WD title may enter the Junior Division. Any dog that has earned a WD, WRD, or WRDX may enter as a requalifying WD. Any entry for requalification will be accepted only if the limit for the test (overall limit or division limit, as listed in the Premium List) is not exceeded.

~~Any dog that has earned a WRD or WRDX may enter as a requalifying WD.~~

If a dog earns its WD after the closing date of a subsequent test in which it is entered, the handler may choose to **move to the Senior (WRD) Division** or requalify the dog in the Junior **(WD)** Division at the future test if these conditions exist: a) There are no untitled alternates waiting to fill the dog's space, and b) The entry as a requalifier will not exceed the maximum entry limit of the Junior **(WD)** Division, if a limit is stated in the Premium List.

Section 14 - Entry in Senior Division

Entry in Senior Division is open to dogs with the following stipulations:

Only dogs which have passed the Junior Division shall be eligible to be tested in the Senior Division.

If a dog entered in the Junior Division has passed a Junior Division test after the closing date for entries, the entry may be transferred from the Junior to the Senior Division. To transfer the entry from Junior to Senior Division, the handler must submit to the Water Test Secretary a signed statement listing the name of the dog, the date and location of the Water Test passed, the judges' names, and the name and address of the owners. A change of entry from Junior to Senior must be received by 6:00 pm. the night before the test.

A dog that has earned a WRD or WRDX may enter as a requalifying WRD. Any entry for requalification will be accepted only if the limit for the test (overall limit or division limit, as listed in the Premium List) is not exceeded.

Dogs which successfully fulfill the requirements for a Water Dog title **or requalification** at a test may be post-entered in the Senior Division at that test and will be tested at the conclusion of Senior Division judging. There will be an additional entry fee. The handler will be allowed to test his dog only until it fails an exercise.

Section 15 - Entry in Excellent Division

Entry in Excellent Division is open to dogs with the following stipulations:

Only Dogs which have passed the Senior Division shall be eligible to be tested in the Excellent Division.

If a dog entered in the Senior Division has passed a Senior Division test after the closing date for entries, the entry may be transferred from the Senior to the Excellent Division, as long as the Excellent Division is being offered at the test and the entry limit for that division has not been filled. To transfer the entry from Senior to Excellent Division, the handler must submit to the Water Test Secretary a signed statement listing the name of the dog, the date and location of the Water Test passed, the judges' names, and the name and address of the owners. A change of entry from Senior to Excellent must be received by 6:00 pm. the night before the test.

A dog that has earned a WRDX title may enter as a requalifier in WRDX. Any entry for requalification will be accepted only if the limit for the test (overall limit or division limit, as listed in the Premium List) is not exceeded. A dog earning his WRD title during a water test is not permitted to post enter to the WRDX Division being held on the same day due to time constraints.

~~Entrants~~ **Handlers** passing WRD may change their entry to WRDX at future tests in which they had entered the WRD division as long as the division has not filled any posted limit.

WRDX dogs may be tested as part of a WD/WRD/WRDX water test or a WRDX test may be held as a stand-alone event. Judges for the WRDX Division of any water test must meet the criteria listed on the NCA website.

Section 16 - Multiple Division Entries

Multiple Division entries will be allowed at NCA Water Tests for already titled dogs. Dogs may be entered in more than one division on the same day. Each entry must be sent on a separate entry form. If the entry for the test exceeds its limit and a lottery is necessary, the dog may not get into each division entered. **Handlers are discouraged from pushing their dogs beyond their limits. Judges must excuse any dog not in condition to finish the division entered and, if so, the dog will not be able to continue in any other division entered that day.** Entry fees will not be refunded for dogs that are excused. ~~Entrants are discouraged from pushing their dogs beyond their limits.~~

Section 17 - Qualifying Performance & Awards

For a dog to receive a qualifying performance, both judges must mark the dog with a passing performance for each exercise in the division entered. ~~A dog~~ **Dogs** receiving a qualifying performance in Junior Division ~~is~~ **are** entitled to use the title "Water Dog" in any NCA activity.

“WD” is the abbreviation for the Water Dog title. ~~A dog~~ **Dogs** receiving a qualifying performance in the Senior Division ~~is~~ **are** entitled to use the title “Water Rescue Dog” in any NCA activity. “WRD” is the abbreviation for the Water Rescue Dog title. ~~A dog~~ **Dogs** receiving a qualifying performance in the Excellent Division ~~is~~ **are** entitled to use the title “Water Rescue Dog Excellent” in any NCA activity. “WRDX” is the abbreviation for the Water Rescue Dog Excellent title. ~~A dog~~ **Dogs** requalifying in any division can add the number of times they have requalified after the title such as WD1 for a dog that has earned a WD and requalified in the junior division once, or a WRD3 for a dog that has earned a WRD title and requalified in the senior division three times.

Section 18 - Changes of Judges, Water Test Officials, or Site

If a Water Test Committee is informed at any time prior to the opening of its Water Test that an advertised judge cannot fulfill his/her ~~engagement to judge~~ **judging assignment**, the Water Test Committee will substitute a judge from the NCA WDC Approved Judges List. ~~The designated NCA WDC member (who processed the water test application) or the WDC Chairperson (in case the designated person cannot be reached) must be notified to approve the substitution.~~ **The WDC Water Test Applications Contact (or the WDC Chairperson in the event the Contact cannot be reached) must be notified immediately to approve the substitution.** ~~This may be done~~ **The WDC Water Test Applications Contact may be notified** by telephone, mail or electronic means; ~~however, if the request is made by phone, a follow-up letter must be sent to the designated NCA WDC member (who processed the water test application) with a full explanation.~~ **This same policy applies to an emergency change of site, Water Test Chairperson or Test Secretary. If the request is made by phone, a follow-up letter must be sent to the Water Test Applications Contact by mail or electronic means with a full explanation.** ~~The designated member must notify the other WDC members of the change(s) and the reason(s) for the request. If time permits, a written notice should be mailed~~ **or e-mailed** ~~to the exhibitors/all handlers.~~ In the ~~unlikely~~ event that a judge becomes ill or is unable to fulfill the judging assignment on the day of a test ~~or during a test~~, and the designated WDC ~~member or~~ **Water Test Applications Contact or** Chairperson cannot be reached according to the procedures described above, the Water Test Committee may substitute an Approved Water Test Judge who is in attendance at the test to fulfill the assignment. If an approved judge is not available, a qualified person with considerable Water Test training and exhibiting experience (See Chapter Two, Section 1, paragraph 2 ~~on Qualifications of Judges~~) may be appointed by the **Water** Test Committee to fulfill the assignment. ~~The designated WDC~~ **Water Test Applications Contact member** or Chairperson must be notified of the substitution as soon as possible, and a full explanation for the substitution, including the qualifications of the substitute judge, must be included in the Test Chairperson's report.

Prior to the start of the test or substitute judging assignment, **the change must be made known to the handlers.** ~~exhibitors must be notified.~~ **Exhibitors Handlers** have the right to withdraw their entry if they choose not to exhibit under the substitute judge, and their entry fee will be refunded.

In the event a site must be changed, the Water Test Committee should make every effort to secure a suitable site within 25 miles of the original site.

If, because of natural disasters, civil disturbances, or other acts beyond the control of the test-giving club, it is impossible to start or complete the test, no refund of entry fees will be made.

Section 19 - Stewards

Judges will meet with stewards prior to each division to discuss stewards' duties and safety. Stewards assist the judges and may act only on the judges' instructions. Any steward must be twelve (12) years of age or older. Only stewards are allowed in the test area or on the boat during testing. Stewards will must not give information or instructions to owners and entrants or handlers except as specifically instructed by a judge, and then only in such a manner that it is clear that the instructions are those of the judge. Exhibitors are not permitted to give instructions to the stewards. Stewards should not take instructions from handlers. Any harassment of stewards must be reported immediately to the judges.

It is recommended that clubs hosting Water Tests should appoint their calling stewards as early in the season as possible to avoid potential conflicts. A calling steward should not call for more than one exercise per division. A steward calling on more than one day of a multi-day test should not call for the same exercise on subsequent day(s).

For consistency in the test, calling steward(s) should be prepared to steward for the entire division, including any post-entries and bitches in season. Changes of stewards should be limited to substitution for a steward that is ill or in distress.

For any exercise in which the dog and handler are on the platform of the boat, an additional steward should sit at the bow of the boat to serve as ballast and assist with handling the anchor system.

Care must be exercised to ensure the calling steward(s), in all divisions, are not overly familiar with a dog being tested. Situations to avoid include, but are not limited to, the following:

The steward(s) has cared for the dog within the past six months.

Calling stewards may be part of the same training groups of handlers and dogs in a given summer. However, calling stewards must avoid direct contact with the dogs they will call for at tests in that summer training season. It is therefore recommended that clubs intending to host Water Tests should consider appointing their calling stewards as early in the season as possible to avoid potential conflicts.

The steward(s) has trained the dog for obedience, conformation, or working events.

In no case should a member of the owner's or handler's immediate family steward

exercises for their own dog, a dog they co-own, or for one with which they are overly familiar.

~~For consistency in the test, calling steward(s) should be prepared to steward for the entire test. Changes of stewards should be limited to substitution for a steward that is ill or in distress.~~

There is a WRDX steward handbook available on the NCA website which gives more detail and will help stewards better understand their job for this division.

Section 20 - Test Site Conditions

The area designated for water testing shall be sectioned off in some way. **Materials utilized to delineate the test area are not intended to prohibit a dog from leaving the beach.** The waterfront test area must be a minimum of **seventy-five (75)** feet wide and a maximum of **thirty-five (35)** feet back from the water's edge. However, for a WRDX test, the water markers must be 100 feet apart in the water. The water should extend at least 200 feet from the shore. The testing area should have a gradual drop off and must permit the dogs to be swimming within **twenty (20)** feet of shore. If water depths change due to unforeseen circumstances, after the site has been approved, the required distances for an exercise will be increased up to **twenty (20)** feet, as needed, so that the dogs will be swimming as prescribed in the exercises. Markers will be moved to reflect the change in distances. If time permits, ~~exhibitors~~ **handlers** will be notified of the change of distances in advance, and prior to closing if possible. Water must be free of unmarked hazardous objects. There must be an area suitable for the underwater retrieve.

~~There must be a shaded area provided for entered dogs to be crated or confined when they are not being tested.~~ Shade must be provided for the judges during testing. ~~Entrants~~ **Handlers** are responsible for providing shade for their dogs and themselves.

Section 21 - Spectators

Since Newfoundlands working under natural conditions may be in places where there are extraneous sounds, spectators are encouraged to applaud and cheer for performing dogs as they return to shore with the article or rescue victim. However, spectators must not interfere with the performance in any way. Judges may use their discretion to determine what constitutes interference.

Section 22 - Emergency Provisions

The Water Test Committee should take all reasonable precautions to ensure the safety of ~~all~~ **everyone** involved. ~~There must be a telephone available at the test site.~~ It is recommended that the services of a veterinarian be available during the Water Test. The veterinarian may be "on

call” if **the office is within a reasonable drive and a telephone is available at the Water Test site.** ~~services are available within a short distance of the test site;~~ Otherwise, the veterinarian must be on site. ~~Information regarding after-hours emergency care for dogs and people should be available to entrants and committee members. A first aid kit is required, and a backboard is recommended.~~ **First aid equipment must be available to handle injuries. A backboard is recommended.** A tool made for breaking vehicle windows must be available on site.

Section 23 - Personal Flotation Devices

With the exception of beach stewards and those stabilizing the boat, it is mandatory that any person entering the test water or embarking on a watercraft **(including setup and teardown)** must wear an approved Coast Guard (American or Canadian) flotation device, in good condition, ~~as well as.~~ All stewards and ~~exhibitors~~ **handlers** must wear suitable foot protection that can be worn in the water and stays secure to the foot.

The Water Test Committee is responsible for equipping their stewards and personnel with these devices. The Safety Officer is responsible for ensuring the compliance with the above Regulations. The judges shall mark any ~~exhibitor~~ **handler** who refuses to comply with these Regulations “excused” from further testing.

Section 24 - Canceling a Test

If a Water Test is canceled, the WDC Water Test Applications ~~person~~ **Contact** must be notified immediately.

~~**Section 25. Entry of Other Breeds**~~

Section 25 - Optional Water Tests for Non-Newfoundlands

Accepting entries of ~~other breeds and mixed breeds~~ non-Newfoundlands to be judged after the Newfoundland test is completely optional and up to the individual Water Test Committee and judges ~~whether to accept entries of other breeds or not.~~ Test Committees may accept the entries of breeds other than Newfoundlands to be judged after the Newfoundland test under the following conditions: the test must not be full, the **judges** and Committee must agree to accept the entry, and the entry will not be judged until after all Newfoundlands have been judged and the Newfoundland test is considered finished, including bitches in season. ~~Evaluations need not be given to handlers of other breeds and need not be sent to the WDC.~~ **All levels of testing offered at non-Newfoundland water tests must be judged according to NCA Water Test Regulations. This does not apply to non-regular divisions such as tadpole tests, veteran tests, etc. In addition, non-regular divisions do not require NCA-approved judges.**

Chapter Two - Regulations for Performance and Judging

Section 1 - Standardized Judging and Qualifications of Judges

Standardized judging is of great importance. There shall be two judges for each Division of an NCA Water Test. The WRDX Division may have a different judging panel than the rest of the test. It is recognized that the water tests are intended for performance on natural bodies of water and beaches and may require minimal adaptation to fit the site available. **In no case, however, are judges to add, delete, or change from the requirements of the water tests.** Judges must act in a professional, impartial, and pleasant manner in accordance with the NCA Judges Code of Ethics.

The NCA WDC maintains a copy of the Qualifications for Water Test Judges, and a current list of approved judges is available on the NCA website. Judges selected by a Water Test Committee for a Water Test should be chosen for their ability to judge Newfoundland dogs working in the water. Judges should possess thorough knowledge of the water test rules, a sense of fairness, and consideration for the efforts of dogs and handlers. **Judges utilize the NCA Water Test Regulations to support and explain their judging decisions.** ~~The NCA designated WDC member maintains a copy of the Qualifications for Water Test Judges and a current list of approved judges, which are also available on the NCA website. A current list of approved judges is available under the Working Dog section of the NCA website.~~

Section 2 - Failed Exercises and Rejudging

During the WD/WRD Water test, judges may permit a handler one (1) try to assist his/her dog in completing a failed exercise. Only gentle guidance by the dog's collar is permitted ~~as discipline.~~ During the WRDX Division, **judges may not permit a handler to assist his/her dog in completing a failed exercise and,** once a dog has failed an exercise, they must move on to the next exercise immediately.

If a dog has failed a particular exercise, it shall not **ordinarily** be rejudged ~~ordinarily.~~ However, **if, in the judges' opinion, a particular and unusual circumstance affected the dog's performance,** ~~the dog's performance was prejudiced by peculiar or unusual circumstances,~~ the judges may, at their discretion, rejudge the dog on the entire exercise, but not a portion thereof. If the judges rejudge a dog on an exercise, they should explain the reason on the ~~Judges' Water Test~~ Record Form. The reason for the rejudging should be announced to the spectators. **Handlers should not be failed for a judge's personal ideas that are not within the regulations.**

Section 3 - Dog or Person in Distress

If at any time during a Water test it becomes apparent to either the handler or a judge that a dog or person is in distress, the exercise shall be ~~immediately~~ terminated **immediately, and the**

~~dog will be recorded as failed unless~~ If the judges determine that the cause of the distress was due to an unusual circumstance. ~~In that case, the judges may permit the dog to be rejudged. The dog or person should be given~~ they may permit the dog or handler a reasonable period of ~~time~~ to recover before ~~resuming~~ testing ~~resumes~~. The dog and handler will be rejudged on the entire exercise, not a portion thereof. If the dog or person ~~has not recovered~~ **does not recover** sufficiently to continue testing ~~without causing an unreasonable delay,~~ **within a reasonable time,** the judges shall ~~shall~~ **must** mark the dog failed. If, in the judges' opinion a handler is not showing reasonable consideration for the dog's welfare, it is within the judges' discretion to terminate the exercise and to mark the dog as failed.

Section 4 - Judges' Record Forms

The judges will record the pass or fail performances of each dog on the ~~Judges' Record Forms~~ **Water Test Record Form** following the conclusion of the test. Any significant comments on the judges' score sheets ~~must be transferred to~~ **should be noted on** the ~~Judges' Record Forms~~ **Water Test Record Form**. ~~Handlers may view their score sheets. If the judges retain the score sheets for their own records, the Test Committee, at its option, may provide copies for the handlers by email or standard mail.~~ **Score sheets should be made available to the exhibitors at the conclusion of the test unless the judges wish to maintain copies as a personal record. In that case, the Water Test Secretary must make copies to send to the exhibitors following the test.**

Section 5 - Entrant's **Handlers and Judge's Evaluations**

The Water Test Committee will provide each ~~entrant~~ **handler** and judge with a **Water Test Evaluation Form** ~~with the name and address of the WDC Water Test Evaluations person. Alternatively, the Water Test Committee will provide handlers and judges with the links to the online evaluations.~~ **These forms should be completed and mailed within two weeks to the WDC member in charge of Water Test evaluations whose name and address appears on the form and on the NCA website. These evaluations may also be filled out electronically on the NCA website under the Water Test page of the Working Dog section.** ~~Handlers and judges should complete the form and mail or electronically submit it to the WDC Water Test Evaluations person within two (2) weeks. These evaluations may also be filled out electronically on the NCA website under the Water Test page of the Working Dog section.~~ **If it is a two-day test with the same site and judges, entrants **handlers** will only have to complete one evaluation.** If the two-day test has different sites or at least one different judge then ~~entrants~~ **handlers** should complete two evaluations, one for each day. **If a handler enters more than one division with different dogs, they can submit one joint evaluation if they wish.** The WDC compiles information from these evaluations to send anonymous feedback to judges and Water Test Committees. **Please remember to complete these evaluations; they are very important.**

Section 6 - Catalog Order/Check In/Certificates

~~Handlers and dogs must exhibit in catalog order unless otherwise allowed by the judges.~~

Catalog order will be determined by the order in which the entries are received **unless a handler requests, at the time of entry, a change due to handling two or more dogs.** ~~by the Test Secretary. A handler with more than one dog may request that his entries not be judged consecutively.~~

Handlers and dogs must exhibit in catalog order unless otherwise allowed by the judges.

Bitches in season are judged as stated in the Chapter 1, Section 8, "Bitches in Season." It is the responsibility of each handler to be ready since judges are **not required to wait for an entrant a handler.** **If no arrangements have been made in advance, judges may mark absent and refuse to judge any dog or team that is not ready to be judged in catalog order.**

Handlers must check in with the Water Test Secretary during the advertised check-in time. **The check-in and start times must be clearly specified.** If a handler is not present during the advertised check-in time, they will not be judged that day. If an alternate list exists, ~~an entrant a handler~~ from the alternate list will be assigned the absent handler's position. If there have been changes to the entry since the test closed such as a different handler **or the dog has passed a previously entered test,** the Water Test Secretary must be notified at the check-in time. Handlers must be sure that ~~all of~~ the information on the **Water** Test Record Form is correct before they sign it. The information on the **Water** Test Record Form will be used to produce the title certificate if the dog passes the test. If the handler signs the form without telling the **Test** Secretary about any corrections that need to be made, there will be a \$15 charge to have the title certificate corrected. If a certificate is lost or a duplicate is needed for a co-owner, there will be a \$10 charge.

Section 7 - Use of Leash/~~Harness~~

All dogs at an NCA Water Test are tested off leash. All dogs must be held on leash or securely ~~erated~~ **confined at all times when not** ~~unless~~ being tested. At the end of their testing, dogs must leave the beach area leashed and under control. If a dog does not leave the beach area leashed and under control after passing the test, the dog will fail. ~~In the WRDX Division, use of a safety harness for the dog is permitted (as long as it is not a flotation device of any kind).~~ **Harnesses are not permitted in any division.**

Section 8 - Required Equipment

All equipment to be used by the handlers at a Water Test, including that provided by the Water Test Committee, shall be thoroughly inspected by the judges for suitability. Individual equipment must be checked on **each** day of testing prior to the start of each division even if using the same equipment as the day before. Once inspected, substitutions are not permitted without the judges' approval.

The schedule, in the Premium List and letter sent to ~~entrants~~ **handlers,** will list a time for

equipment check. Judges must follow that schedule.

The handlers at a water test will provide a leash and collar. A dog entered in the water test must wear a well-fitted plain buckle, slip, **chain, cloth, or leather collar**. ~~or snap-around collar while on the test grounds.~~ Fancy collars, **special training collars, electronic collars, prong training collars, shock collars,** halter collars, **GPS collars,** and collars that are improperly fitted are not permitted. **There shall not be anything hanging from the collar.**

Standardized equipment, including retrieving bumpers, boat cushions, life jackets, life rings, and paddles, may not be altered from their original state, except that the cushion or vest straps may be tied or stitched in place for safety reasons, the retrieving bumper may have a short line attached to facilitate throwing, and the paddle may be painted. Unaltered means that no stuffing or layers of foam may be removed from the article and no articles may be taped with the exception of the underwater retrieve article. Remember that overuse **or improper treatment** of an article may alter its state so that it is not in the condition to do the job it was originally intended to do. The overall physical appearance of the articles should be as they were purchased from the store and should meet the intent of the Regulations for their use ~~as close as possible.~~ Scuffing and teeth marks are not considered an alteration. The Coast Guard approved symbol must still be visible on all articles requiring Coast Guard approval.

Handlers will provide their own equipment for use during the test. However, they may share a set of equipment during testing, as long as the equipment is presented to the judges during the equipment check.

JUNIOR DIVISION EQUIPMENT

A buoyant retrieving bumper **made of canvas, fire hose material,** or plastic. ~~Fire hose material is acceptable but~~ **Bumpers** may not contain squeakers.

An eight (8) foot floating line with ~~plastic or canvas,~~ **fire hose material or plastic** retrieving bumper attached. **Bumpers may not contain squeakers.** The end opposite the bumper may have a small, simple knot or loop.

A floating line (may be knotted at one end), minimum length of seventy-five (75) feet.

An approved Coast Guard (American or Canadian) boat cushion and an approved Coast Guard (American or Canadian) life jacket (loose straps may be tied or stitched). Life jackets must be adult, youth or child size, not infant or child/infant.

In addition, each ~~exhibitor~~ **handler** is responsible for providing his/her own approved Coast Guard (American or Canadian) flotation device, as well as suitable foot protection that can be worn in the water and stays secure to the foot.

SENIOR DIVISION EQUIPMENT

Canoe or raft paddle of wood or plastic, at least two and one-half (2 1/2) feet in length. A slight variance of up to two (2) inches is allowed but there is no maximum length. Paddle may be painted but not textured or taped.

An eight (8) foot floating line with ~~plastic or canvas~~, **fire hose material or plastic** retrieving bumper attached. **Bumpers may not contain squeakers.** The end opposite the bumper may have a small, simple knot or loop.

An approved Coast Guard (American or Canadian) boat cushion and an approved Coast Guard (American or Canadian) life jacket (loose straps may be tied or stitched). Life jackets must be adult, youth or child size, not infant or child/infant.

A ring-type life preserver, minimum diameter of twenty (20) inches, labeled as American or Canadian Coast Guard approved with a three (3) to five (5) foot line attached. The line may be knotted at the end to facilitate carrying.

An underwater retrieve article that is no more than twelve (12) inches long and four **and one-half (4 ½)** inches tall. When submerged, it should extend no more than four **and one-half (4 ½)** inches from the bottom and should be **weighted evenly so that it will sink immediately.** The underwater retrieve article may be painted or taped to increase its visibility. Handlers may provide a second underwater retrieve article, but it must be identical to the first article except in color. It may be used if the first article is lost in the water, but, if a second article is used, the dog must retrieve the second article.

In addition, each ~~exhibitor~~**handler** is responsible for providing his/her own approved Coast Guard (American or Canadian) flotation device, as well as suitable foot protection that can be worn in the water and stays secure to the foot.

EXCELLENT DIVISION EQUIPMENT

An eight (8) foot floating line with ~~plastic or canvas~~, **fire hose material or plastic** retrieving bumper attached ~~to one end~~. **Bumpers may not contain squeakers. The end opposite the bumper may have a small, simple knot or loop.**

A 125-foot floating line that is knotted at one end.

In addition, each ~~exhibitor~~**handler** is responsible for providing his/her own approved Coast Guard (American or Canadian) flotation device, as well as suitable foot protection that can be worn in the water and stays secure to the foot.

WATER TEST COMMITTEE EQUIPMENT

The Water Test Committee ~~will~~ **must** provide all of the equipment necessary to run a Water Test. This includes the following ~~equipment~~:

An approved Coast Guard (American or Canadian) flotation device for all water and boat stewards. It is optional for beach stewards to wear life jackets.

A rowboat rated for total weight as stated on Coast Guard placard of capacity "in persons, motor, gear" of a minimum of 650 pounds with a non-slip surfaced platform securely mounted on the stern to permit a dog to safely enter and exit the boat without contacting the gunwales. The platform should be large enough for the handler and dog to maneuver into position and ride together on it. No folding or inflatable rowboats. Clubs will be asked to provide a photo of the boat and a photo of the US Coast Guard placard **to receive an NCA boat tag number and sticker. The assigned boat tag sticker must be affixed to the boat that matches the application.** ~~These photos need to be sent with water test applications.~~

A trolling motor ~~can~~ **may** be used on the watercraft used for drop retrieves **if** site and conditions warrant as long as that is not the boat used for the other boat exercises at the test.

Rope, tape, fencing, or appropriate material to mark off the test area.

Two (2) sets of three (3) floating markers. These markers will be placed at 30', 50', and 75' from shore on each side of the water testing area for WD/WRD and 75', 100' and 150' from shore for WRDX. They should be unobtrusive, visible to the ~~entrants~~ **handlers**, but unattractive to the dogs.

An anchor system that will allow the rowboat to be held in one place by anchor at the **seventy-five (75)** foot mark in the center of the test area is required for all tests.

Shore markers. Three shore markers spaced **thirty (30)** feet apart for ~~Basic Control for~~ **WD and WRD** and **thirty-five (35)** feet apart for WRDX. These will be of such a height and color as to allow the stewards for the Senior Division Life Ring exercise to maintain their positions in the water. It is strongly recommended that the three (3) markers have identical markers placed behind them for the stewards to use to line up and better hold their positions.

~~Exhibitor~~ **Handler** numbers

Two (2) whistles for judges. Two **(2)** clipboards for judges. Two **(2)** stopwatches for judges.

Basic first aid kit ~~equipment~~

Stretcher large enough to hold a Newfoundland

Backboard-recommended

A canoe or kayak (**folding acceptable**) to be used for the placement of the articles in the Junior Drop Retrieve and Senior Double Retrieve exercises. ~~A trolling motor can be used on the watercraft used for drop retrieves if site and conditions warrant as long as that is not the boat used for the other boat exercises at the test.~~

Cellular phone

A tool made for breaking car windows ~~must be available on site.~~

Vehicle large enough to transport a dog and handler

For the WRDX Division:

Appropriate hand and arm protection for the steward in the Unconscious Victim exercise. The protection should include heavyweight neoprene dry suit (OMS 5MM) “exposure protection” diving gloves for both hands, extending up towards the elbows. Uniform, heavyweight hand/arm protection may be obtained from diving shops or from websites, such as www.leisurepro.com. Though a full wet/dry suit is preferred for the Unconscious Victim exercise, ~~weather permitting~~, this requirement may be waived by the judges in extreme heat, and the steward may opt for a neoprene jacket but must have full arm protection.

An inflatable raft rated for four (4) or more persons for use in the Capsized Raft exercise. The shape of the inflatable boat must allow the shore side of the raft to be flush with the surface of the water as required for the exercise. No “bowing” should occur. There must be no lines hanging from the raft.

An anchor system that will allow the rowboat to be held in one place by anchor at the **seventy-five (75) foot mark and the 150-foot mark**. **An additional anchor system that will allow the platform of the boat to be held at the 150-foot mark (i.e. the anchor is dropped at 150 feet plus the length of the boat).** Care should be taken to avoid use of ropes near or on top of the water surface that could lead to entanglement of a dog. Such a system will require ease in mooring and unmooring as indicated and defined in each exercise. Plans for a suggested anchor system are in the WRDX handbook available on the NCA website.

Prior to the beginning of the Water Test, the judges will inspect and approve or disapprove all of the equipment provided by the Water Test Committee. The equipment must be suitable for the test site.

Section 9 - Commands, Signals and Encouragement

~~Handlers' commands to their dogs may be given by voice, arm signal, and/or voice produced whistle.~~ During the testing, a handler may give commands, signals, and encouragement to the dog by voice, arm signal or with a voice produced whistle. The use of multiple commands and signals is permitted except where they are specifically prohibited. When one (1) command only is specified for an exercise, it may be a voice, hand, or simultaneous voice and hand command. Handlers may not assist dogs by marking objects to be retrieved by any method other than voice, arm signal, and/or voice produced whistle. While an entrant handler may encourage the dog in a pleasant, upbeat manner, undue or harsh and frequent yelling, shouting, or reprimands should be considered undesirable and unnecessary for a dog under control. Such behavior constitutes a failure of the exercise.

Section 10 - Praise and/or Rewards

~~Physical praise and petting of the dogs are allowed~~ are encouraged between and after each exercise. In the WRDX Division, praise is limited to open handed touching of the dog, not the collar, one hand at a time. There can be no restraint, correcting, guiding, or physically directing the dog by the hand or collar. A handler shall not carry or offer food, toys or other rewards during the exercises, pre-swim or in the testing area.

Section 11 - Handling Between Exercises

In the Junior and Senior Divisions, dogs may be guided GENTLY by the collar and physically praised between exercises. Handlers may GENTLY place the dog into a sit. The use of physical guidance other than that specifically allowed, either during an exercise or between exercises will result in the failure of the team. This includes body blocking or use of the handler's knees or legs to control the dog. WRDX Division dogs may only be controlled verbally while being tested. Handlers may not touch the collar. The handlers will otherwise have their hands off the dogs, both on the boats, as well as on the beach except for brief petting between exercises as described in Section 10. The handler may not physically assist the dog at any time during the test.

Section 12 - Pretest Swim and Training on the Grounds

All dogs may participate in a pre-swim, except for bitches in season, which will be given a pre-swim just prior to their judging. The pre-swim is a 15-minute session announced by the judges prior to the start of judging during which the dogs and handlers may familiarize themselves with the test waters and markers. The purpose of this period is familiarization only and is not intended for last-minute training. No food may be carried or offered. During the Junior Division pre-swim, handlers may use only one retrieving article of the retrieving articles to be utilized in the test for the duration of the pretest swim. No other equipment may be used. During the Senior and Excellent Division pre-swims, dogs are permitted to get on and off the beached boat

in addition to the use of only one retrieving article.

Junior Division dogs will be provided a **fifteen (15)** minute swim period preceding the beginning of the Junior Division judging. Senior Division dogs will be provided a **fifteen (15)** minute swim period preceding the beginning of the Senior Division judging. Excellent Division dogs will be provided a **fifteen (15)** minute swim period preceding the beginning of the Excellent Division judging.

Any physical abuse or harsh training of the dog while on test grounds will result in ~~excusing~~ **disqualifying** the dog and handler from the test.

During judging, the judges may terminate an exercise once a dog has failed. In the WD/WRD Divisions, if the judging schedule permits, they may allow one (1) try for a handler to assist a dog in completing the exercise that has been failed by taking it gently by the collar. Judges will ask the stewards (if applicable) to move in closer, as well.

Section 13 - Interference and Double Handling

Double handling or interference is not permitted. A judge who is aware of any assistance, interference, or attempts to control a dog from outside the test area must act promptly to stop any double handling or interference. If, in a judge's opinion, the circumstances warrant, ~~he~~ **the judges** shall mark the dog failed for the exercise during which the aid was received.

Section 14 - Complaints and Discipline

Complaints against judges, ~~exhibitors~~ **handlers**, or members of the test-giving committee will be dealt with according to the NCA ~~WDC Grievance Policy~~ **Working Dog Grievance Procedures**. The Water Test Committee is required to have copies of ~~the Grievance Procedure~~ **these procedures with the approved Report of Alleged Infraction (ROAI) form** with the approved forms at the Water Test. Any person attending a Water Test may obtain a copy of the NCA ~~WDC~~ **Working Dog** Grievance Procedures and **ROAI** forms from the Water Test ~~Secretary~~ **Chairperson**. All complaints must be filed with the **Water** Test **Chairperson** within **thirty (30)** minutes of the end of the test. The ~~WDC and the NCA~~ **Working Dog** Grievance Procedures are also available on the NCA website.

Section 15 - Qualifying and Non-Qualifying Performance

Dogs are to be judged on their performance of the assigned tasks. A dog that completes an exercise within the prescribed time limit, and in accordance with the Standards of Performance for that exercise, should be scored as passed. A dog that exceeds the suggested time limit for the exercise but has continued to work throughout the exercise will pass.

Each judge shall independently indicate that a dog has passed or failed upon completion of

each exercise. The following whistle signals are recommended:

One short blast... Pass

One long trill... Fail

Three short blasts... judge wants ~~the your~~ attention of the handler or a steward

Section 16 - Comfort Break (WRDX Only)

A dog will not fail who relieves himself on the beach or in the water. Because of the amount of water that might be taken in by a dog working at the WRDX division the judges will permit one “comfort break” at any time during testing, should it be requested by the handler. The handler will request the leash and take the dog just outside the testing area where it will be allowed a very brief period of time in which to relieve itself. Once back in the test area the handler will remove the leash and hand it to a steward. Handlers may not touch their dogs beyond what is required to attach and remove the leash and a brief pat of praise. **If the dog defecates during the comfort break, the handler must clean it up.**

Section 17 - Wading Depth (WRDX Only)

Prior to each WRDX dog being tested (either during the pre-swim or before starting the first exercise), the judges will observe the dog and handler in the water to determine an appropriate depth for each handler to wade into for the rescue exercises and will inform the handler of this depth (just above knee, just below hip, etc.). The dog and stewards will be met by the handler prior to the dog reaching wading depth for the Unconscious Victim exercise and at wading depth for the other rescues. This will be for the comfort of the stewards, since the towing angle by the dog changes dramatically once the dog reaches ~~standing~~ wading depth. It is recognized that the distance into the water may be different for each handler, depending on their dog’s height and the test site.

Section 18 - Failures common to all exercises:

1. A dog is not under the handler's control.
2. The dog leaves the test area while being tested **or is restricted from leaving the test area by any person** except where permitted in the water exercises. The dog is then disqualified and will not continue with the exercise or in the test.
3. The handler enters the water except as allowed in a specific exercise.
4. The dog fails to complete the exercise within the required time, unless additional time is granted by the judges for an unusual situation, or the dog has continued to work the entire

time. (See Section 20 Suggested Time Limits)

5. The handler physically guides or controls the dog after the exercise begins.
6. The dog leaves the water before completing an exercise except as allowed in a specific exercise.
7. A handler abuses the dog or fails to show consideration for the dog's welfare.
8. The dog fails if he/she does not wait for the handler's command to start the exercise except where anticipation is allowed.
9. WRDX only: Dog retrieves distance markers.
10. Dog leaves the test area before being put on leash at the end of testing.
11. Dog defecates on the beach or in the water during testing.

Section 19 - Regulations common to all exercises:

1. Where delivery to hand is required, **the article must be in the dog's mouth when the handler removes it.** If the dog drops the article **in the handler's hand**, on land or in the water before it completes the delivery, the handler may direct the dog to pick it up. If the dog does so and completes the delivery within the suggested time, it will not fail, unless otherwise specified in the exercise.
2. When the word "directly" is used in an exercise, it does not necessarily mean in a straight line, since some dogs naturally swim in an arc to reach a destination.
3. Physical guidance or assistance means restraining, pushing, or pulling the dog by its collar, fur, or body, or the use of hands, legs, or any part of the handler's body in a manner that is not allowed.
4. Once the judge states or signals "You may begin," the handler must keep his/her hands off the dog.
5. "The dog enters the water" means that the dog has committed itself to the exercise and has at least three (3) feet in the water.
6. "The dog leaves the water" means the dog has committed itself to leaving the water by having at least three (3) feet out of the water.
7. Verbal, hand signals and/or voice produced whistle encouragement is allowed by the handler to send their dogs and while the dog is working.

8. For the WRD and WRDX levels stewards will not use the dogs' names when calling.
9. ~~No body blocking is allowed.~~ **Body blocking (i.e. using your body to block the dog's movement or vision) is not allowed.**
10. During water exercises, dogs may urinate on the beach or in the water.
11. **The dog and handler will board a boat and travel in a safe and controlled manner. The dog and handler have thirty (30) seconds in the WRD and WRDX divisions to board the boat and be ready for departure. This boarding time is separate from the suggested time for completing the exercise.**

The dog must willingly board the platform on the boat without physical assistance from the handler within the time limit and remain on the platform, under control, until required to exit. Once the dog has boarded the platform it may not jump off the platform at any time even if the boat is still beached or being pushed out. If a problem develops while pushing the boat out which causes the dog to jump off the platform, it is up to the judges to decide whether the exercise should be restarted. The dog must exit from the platform.
12. **Extra hand signals, verbal commands, and other encouragement are allowed on all motion exercises.**
13. **The handler has the option, as they enter the test area, of taking the dog on leash to the water to allow the dog to get wet. Should the handler not elect to get their dog wet at this time, they will directly proceed to the water exercises upon completion of basic control without another opportunity to get their dog wet.**

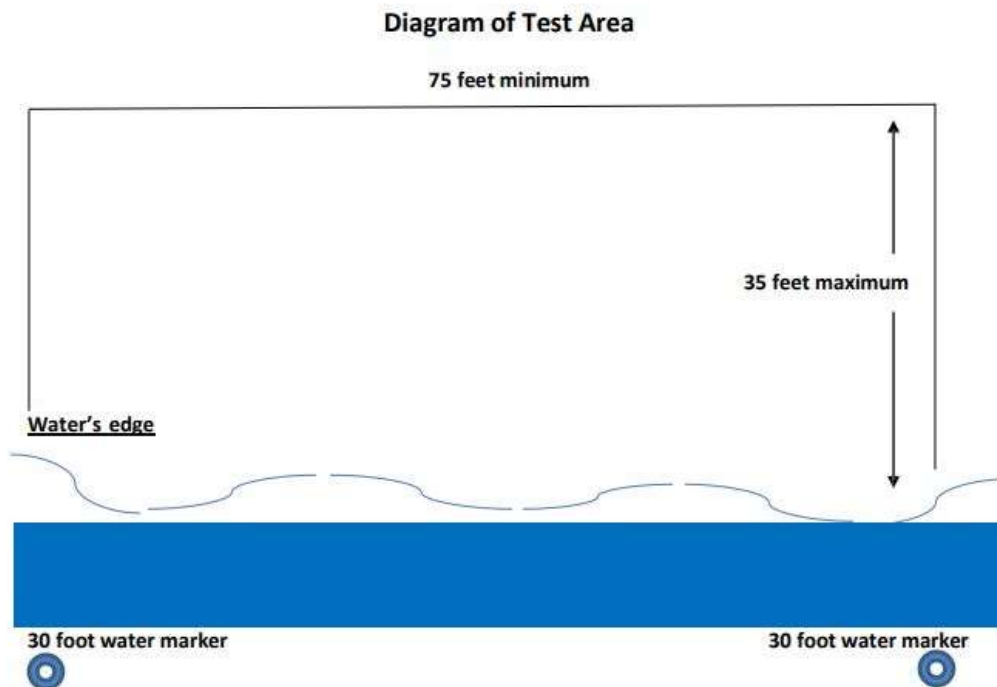
Section 20 - Suggested Time Limits

Suggested time limits for each Junior, Senior and Excellent Exercise appear at the end of each exercise. Under no circumstances will time limits less than those suggested be imposed. The limits may be extended by the judges for extreme or unusual conditions and situations. If adverse site or weather conditions exist, and the judges feel that extended time is needed to complete a particular exercise, they should state the time limit that will be used prior to judging. Judges may also extend a time limit for an individual dog, but only if the dog began working immediately at the start of the exercise and continued actively working during the entire exercise.

At any time, the judges shall retain the discretion to whistle off as "failed" any dog that does not demonstrate an understanding of an exercise.

Judges are to report the reasons for any change made in the suggested time limits to the Test Chairperson, to be included with the Test Chairperson's report. Judges must note any modifications made on the Judges' Evaluation forms.

Chapter Three - Standard of Performance - Junior Division



BASIC CONTROL

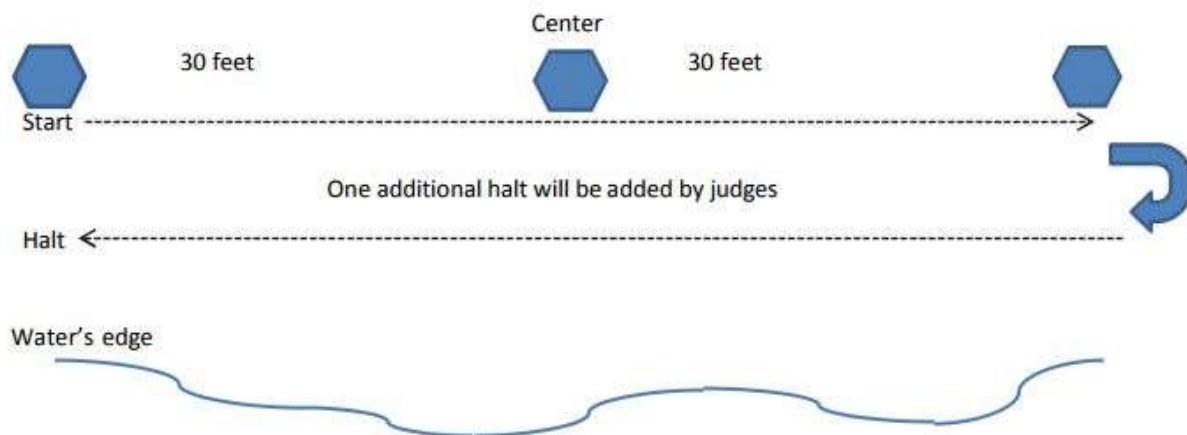
All dogs entered in the junior division must perform basic control.

Basic Control will be performed off leash in the waterfront test area ~~within 35 feet of the water's edge~~ as close to parallel to the waterfront as the site will allow. Some sites will have teams working parallel to the water only five (5) feet from the water while other sites will be as close to parallel as possible due to a curved waterfront and may be **twenty (20)** feet from the water. Basic Control must be held within the area designated as the waterfront test area even if it has to be only three (3) feet from the water.

There are two parts to Basic Control: Controlled Walking and a Recall. The only sit required in Basic Control is at the start of the Recall exercise. The dog may be guided gently by the collar between exercises. ~~Extra hand signals, verbal commands, and other encouragement are allowed on the motion exercises.~~ If the dog leaves the marked test area at any time during Basic Control, it is a disqualification. If the dog enters the water and passes the **thirty (30)** foot water marker or the sideline of the water markers it is considered leaving the test area and will be a disqualification. If a dog is disqualified for any of these reasons, the dog will not be allowed to continue in the test and may not finish the exercise.

The test area is defined by a roped off or marked area from the water's edge to a distance not more than **thirty-five (35)** feet back from the water's edge and a minimum of **seventy-five (75)** feet across the waterfront. For the purpose of Basic Control only, the test area will also extend to the **thirty (30)** foot water markers.

Controlled Walking



Standard of Performance

The handler and dog enter the test area when directed to do so by the judges. ~~The handler has the option, as they enter the test area, of taking the dog on leash to the water to allow the dog to get wet. Should the handler elect to not get their dog wet at this time, they will directly proceed to the water exercises upon successful completion of basic control without another opportunity to get their dog wet.~~ Once ready to begin, the handler will proceed to a designated marker (cone, flag, post) in the test area which is **thirty (30)** feet from the center of the test area and give the leash to a steward indicating that they are ready to begin Basic Control.

The dog must walk with the handler in response to the commands given and must remain, for the majority of the time, within four **(4)** feet of the handler. The handler must not touch the dog but may command and encourage the dog. The dog is not required to remain in any particular position but must remain within four **(4)** feet of the handler. The dog does not have to sit at any time during this exercise, however, handlers may ~~GENTLY~~ place the dog into a sit **gently** before starting if they choose. The pattern may go left to right or right to left depending on the set up of the test area. Controlled Walking should be done in a relatively straight line from marker to marker. During this exercise one judge will call commands, but both judges will score. The commands will include forward, about turn and halt. One judge will state "This is controlled walking, are you ready?" If the handler indicates that he/she is not ready to begin he/she can take a few seconds to reposition or refocus the dog and then indicate to the judge that they are ready. When the handler indicates that he/she is ready to begin, he/she will take

hands off the dog and/or collar. The judge will give a command to move forward. The handler and dog will move forward, parallel to shore, to the marker **sixty (60)** feet away where the judge will give a command for an about turn. After the about turn the handler and dog will continue forward **sixty (60)** feet to the original marker where the judge will give a command to halt. At some point during the Controlled Walking pattern, the judge will give an additional halt command which will be in the same location for all dogs. Once the dog and handler have reached the original marker and halted the judge will indicate "exercise finished." The handler may then take the dog gently by the collar. If the Controlled Walking pattern is performed close to the water's edge the dog will not fail for getting his/her feet in the water as long as the dog is continuing to work in a controlled manner and has not left the four **(4)** foot radius of the handler **for a majority of the time**.

~~If the dog leaves the four-foot area around the handler to run around the test area or enter the water during Controlled Walking, it is a failure.~~ If the dog does not return to the handler within **twenty (20)** seconds of leaving the four **(4)** foot radius or passes the **thirty (30)** foot water markers it will be a disqualification.

Principal Parts of the Exercise:

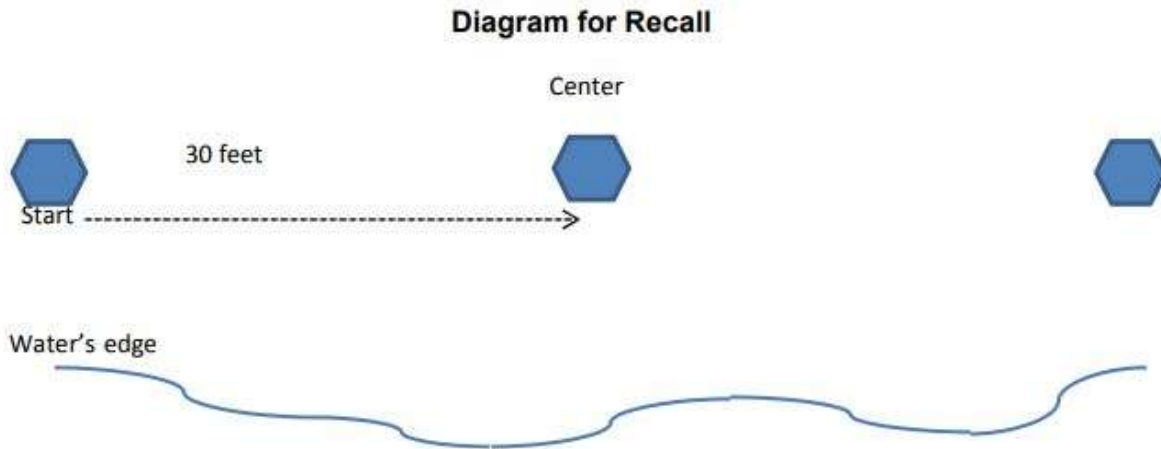
1. The dog will respond to his handler's commands and walk in a controlled manner.
2. The dog will walk within four **(4)** feet of the handler for a majority of the time.

Failing Performance

The dog will fail for any of the failures common to all exercises (Chapter 2, Section 18) and if:

1. The dog is beyond four **(4)** feet of the handler for a majority of the time.
2. Handler must constantly adapt to the pace of the dog.
3. Dog is considered out of control by the judges.
4. Dog must be physically handled by the handler during the controlled walking pattern.
5. The dog refuses to accompany the handler.
6. Dog urinates or defecates in the test area **during basic control**.
7. The handler grabs the dog to prevent it from leaving the test area.

Recall



Standard of Performance

The Recall is performed between two (2) markers thirty (30) feet apart in the waterfront test area. It can be done left to right or right to left. The dog and handler will start at the marker where they finished Controlled Walking and will turn their dog around to face the center of the test area. The handler may gently hold the dog by the collar gently to prepare the dog to start at the marker where Controlled Walking finished. The judge will state “This is the Recall exercise, are you ready?” If the handler indicates that he/she is not ready to begin he/she can take a few seconds to reposition or refocus the dog and then indicate to the judge that they are ready. When the handler indicates that he/she is ready to begin, the judge will instruct the handler to “Sit your dog.” The handler may GENTLY place the dog into a sit gently. The handler will remove his/her hands from the dog and/or collar. The judge will instruct the handler to “Leave your dog.” The handler must give only one (1) stay command. The stay command can be given by both voice and hand signal which must be given simultaneously. The dog must stay until called by the handler. The handler will walk forward to the center marker thirty (30) feet away, turn, face the dog, and remain in place until the exercise is finished. The judge will instruct the handler by voice or hand signal to call the dog. A hand/arm signal, verbal command, or simultaneous hand/arm and verbal commands may be used to call the dog. Extra hand signals and vocal commands are allowed ONLY after the dog begins to move. The dog must respond within ten (10) seconds. The dog must go directly to the handler, which can be done in a straight line or a slight natural arc and stop within four (4) feet of the handler. The judge will indicate “exercise finished.” The dog is not required to finish. The handler may then take the dog gently by the collar gently. The judge's commands to the handler are “Sit your dog,” “Leave your dog,” “Call your dog” (or a silent hand signal), and “Exercise finished.” If the Recall is performed close to the water's edge the dog will not fail for getting his/her feet in the water if it naturally arcs while returning directly to the handler and continues to work in a controlled manner.

~~If the dog does not go directly to the handler on the Recall and runs around the test area or enters the water, it is a failure.~~ If the dog does not return to the handler within **twenty (20)** seconds of leaving the starting marker or the direct line of the Recall, it will be a disqualification.

Principal Parts of the Exercise:

1. The dog will remain in place in a sit until called by the handler. "Stay" may be both verbal command and/or signal.
2. The dog will respond within ten (10) seconds.
3. The dog will come directly to the handler, but may arc, within four **(4)** feet of the handler and stop.
4. The handler ~~will remain~~ **must keep their feet** in place until the exercise is complete.

Failing Performance

The dog will fail for any of the failures common to all exercises (Chapter 2, Section 18) and/or if:

1. The dog does not stay in place or in a sit.
2. The handler gives more than one **(1)** "stay" command or more than one **(1)** "come" command. (Hand signals and voice commands must be given at the same time to be considered "one command.").
3. **Additional hand or body movements prior to the dog responding for the recall.**
4. The dog does not respond to the "come" command within **ten (10)** seconds.
5. The dog does not go directly to the handler.
6. The dog goes to the handler but remains out of reach.
7. Dog urinates or defecates in the test area.

SINGLE RETRIEVE

Standard of Performance

The dog and handler wait on shore facing the water. The judge will ask the handler, "Are you ready?" and then will instruct the handler, "You may begin." At this point, the handler must have hands off the dog and/or the dog's collar. The handler will throw the bumper at least **thirty (30)** feet out from shore and into swimming depth water for the dog. The bumper may have a short line attached to facilitate throwing. Anticipation is allowed. The dog swims out to the bumper, retrieves it, and brings it to the handler on the shore. The dog must deliver the bumper to hand. The dog need not sit to deliver the bumper to the handler. A "finish" is not required.

If the throw is not of adequate distance, the judges will instruct the handler to throw the bumper again. The Water Test Committee will appoint a steward to serve as a designated thrower in the event one should be needed.

The dog may bring the bumper to the closest point of land; in which case, the handler may move along the shore to that point to receive the article without stepping into the water. The point of land at which the dog delivers the bumper may be outside the marked test area. If the dog fails to retrieve on the first command, it may be redirected by the handler to retrieve the bumper.

The judges will signal completion of the exercise when the dog has delivered the bumper to hand, or when the dog has failed the exercise.

Principal Parts of the Exercise:

1. The dog is sent to make the retrieve.
2. The dog retrieves the bumper that was thrown into swimming depth water and delivers it to hand.

Failing Performance

The dog will fail for any of the failures common to all exercises (Chapter 2, Section 18) and if:

1. The dog does not retrieve the bumper.
2. The dog gets the bumper but drops it and refuses to pick it up.
3. The dog refuses to deliver the bumper to hand.
4. The handler assists the dog in marking the bumper by throwing objects.
5. The dog leaves the water without making the retrieve.

Suggested Time Limit: Sixty (60) seconds. Timing starts when judge instructs, "You may begin."

DROP RETRIEVE

Standard of Performance

The dog and handler wait on shore facing the water. Stewards will paddle in a canoe or kayak across the test site approximately **fifty (50)** feet from shore. Upon a signal from a judge or as indicated by the judges' specifications, a steward will quietly place the ~~entrant's~~ **handler's** life jacket or boat cushion in the water on the seaward side of the watercraft, making no effort to attract the dog's attention to the drop. The judges will select the article the morning of the test, and it will be the same for all dogs. After the watercraft has cleared the area, a judge will ask the handler, "Are you ready?" and then instruct the handler, "You may begin." At this point, the handler must have hands off the dog and/or the dog's collar. The handler will send the dog in the direction of the floating article. The dog swims out to the article, retrieves it, and returns it to the handler on shore. The dog must deliver the article to hand. The dog may bring the article to the closest point of land; the handler may move along the shore to that point to receive the article without stepping into the water. The closest point of land may be outside the marked test site. No sit or finish is required. The judges will signal completion of the exercise when the

dog delivers to hand, or when the judges indicate the dog has failed.

Principal Parts of the Exercise:

1. The steward drops a floating article on the seaward side of the watercraft without attracting the attention of the dog.
2. The dog takes direction from the handler.
3. The dog locates the article and delivers it to hand.

Failing Performance

The dog will fail for any of the failures common to all exercise (Chapter 2, Section 18) and if:

1. The dog does not retrieve the article.
2. The dog gets the article, drops it, and will not pick it up.
3. The dog fails to deliver the article to the handler.
4. The handler aids the dog in marking the article by throwing objects.
5. The dog leaves the water without making the retrieve.

Suggested Time Limit: Ninety (90) seconds. Timing starts when judge instructs, "You may begin."

TAKE A LINE

Standard of Performance

The dog and handler wait on shore facing the water. The land steward will give the handler one end of the line. Before the exercise begins, the calling steward, on the direction of the judge, will walk up to the dog, pet it briefly and ask its name. The steward will swim away from shore into position at the center and **fifty (50)** foot mark. When the steward is in position, a judge will ask the handler, "Are you ready?" and then will instruct the handler, "You may begin" while simultaneously signaling the steward to begin calling. At this point, the handler must have hands off the dog and/or the dog's collar. The steward will use the dog's name and must use the same manner of calling for each dog.

After the judge says, "You may begin," the handler gives the dog one end of a **seventy-five (75)** foot floating line. The line may be knotted at one end to facilitate carrying. The handler may gently place the line in the dog's mouth, entice the dog to take the line, or command the dog to take the line. The line may not be tossed into the water for the dog to grab. If the line is dropped prior to the dog committing to the water, the handler may pick it up and start again. If the dog drops the line on shore but commits to the water the handler may pick up the line and hand it to the dog as long as the dog does not leave the water with more than ~~two (2)~~ **three (3)** feet and the handler does not enter the water. If the dog commits to the water and drops the line in the water the handler may command the dog to pick it up but may not touch the line.

The dog will hold the line in its mouth and, on the handler's command, will enter the water and carry the line to the steward. The handler may play out the line to avoid entanglement but will keep one end on shore. The dog must bring the line close enough for the steward to reach it without changing his/her location in the water. The dog must hold the line in its mouth until the steward can grasp it, but the dog does not have to relinquish the line to the steward. **If the dog reaches the steward without the line in their mouth, the handler may redirect the dog to pick up the line and return to the steward within the allotted time.** The dog must have the line in his/her mouth when the steward takes hold of the line. The steward will hold the line up for the judges to see. The exercise is finished when the steward has hold of the line, or when the judges indicate the dog has failed. The judges will signal completion of the exercise. The handler will then call the dog to shore. The dog may continue to hold the line in its mouth and accompany the steward to shore.

Principal Parts of the Exercise:

1. The dog will hold the line in its mouth.
2. The dog will leave the handler.
3. The dog will deliver the line to the steward.

Failing Performance

The dog will fail for any of the failures common to all exercises (Chapter 2, Section 18) and if:

1. The handler physically guides the dog any time after the exercise has begun.
2. The dog leaves the water after it has been sent, and before it delivers the line to the steward.
3. The dog does not come close enough to the steward to allow the steward to take hold of the line while the dog is holding it.
4. The handler tosses the line in the water for the dog to retrieve.

Suggested Time Limit: Ninety (90) seconds. Timing starts when judge instructs, "You may begin."

TOW A BOAT

Standard of Performance

The dog and handler wait on shore facing the water. The handlers' **eight (8)** foot floating line with attached boat bumper will be placed in the boat by a steward. The stewards will be positioned in an approved rowboat **fifty (50)** feet from shore. The dog and handler will approach the water, and the judge will ask, "Are you ready?" The judge will instruct the handler "You may begin" **while simultaneously signaling the steward to begin calling. The steward will use the dog's name and must use the same manner of calling for each dog.** At this point, the handler must have hands off the dog and/or the dog's collar. As soon as the judge signals the beginning of the exercise, a steward in the boat will attract the team's attention by calling the

dog's name and splashing the bumper next to the boat. The dog should swim to the boat, take the bumper or line from the calling steward, and tow the boat to shore. The calling steward will splash the bumper close to the boat but may not throw it in front of the dog. **At no time should the steward bang on the side of the boat.** If the calling steward accidentally falls out of the boat the exercise may not be completed and will have to be retested. The dog may hold either the bumper or the line adjacent to the bumper. The dog may bring the boat to the closest point of land, in which case, the handler may move along the shore to meet the dog. The handler will not enter the water until the dog is at wading depth for the dog. The dog must pull the boat until it touches the bottom, at which time the judges will signal completion of the exercise. If the dog drops the bumper at wading depth, and the boat beaches itself due to forward momentum, the handler should encourage the dog to pick up the bumper and pull the line until the line is taut. At that time the judge will signal the exercise finished.

Principal Parts of the Exercise:

1. The dog will take direction and swim to the boat upon command.
2. The dog will take the bumper or line **in** its mouth from the calling steward.
3. The dog will tow the boat to shore until it touches the bottom.

Failing Performance

The dog will fail for any of the failures common to all exercises (Chapter 2, Section 18) and if:

1. The dog does not swim out to the boat.
2. The dog refuses to take the bumper or line from the calling steward.
3. The dog does not pull the boat to shore or beach the boat.
4. The dog drops the equipment and does not respond to the handler's commands to pick it up.
5. The dog comes out of the water prior to completion of the exercise, unless the dog is actively in the process of towing and beaching the boat, in order to complete the exercise.

Suggested Time Limit: Ninety (90) seconds. Timing starts when judge instructs, "You may begin."

SWIM WITH HANDLER

Standard of Performance

The dog and handler are on shore facing the water at a spot designated by the judges. The judge will ask, "Are you ready?" and then will instruct the handler, "You may begin." At this time, the handler must have hands off the dog and/or the dog's collar. Dog and handler will approach the water and wade out together to swimming depth for the dog. The dog and handler will swim together for **twenty (20)** feet. The prescribed distance is not judged until both

the handler and the dog have begun swimming. The dog may swim in any position within a four (4) foot radius of the handler. The dog may not swim on top of the handler nor otherwise impede the handler from reaching the prescribed distance. The handler may swim with any type of swimming stroke. A judge will signal when the required distance is reached. The handler will stop swimming and command the dog to turn toward shore. The handler may not physically turn the dog. The handler then holds onto the dog and encourages the dog to tow him to shore. The dog is to do so promptly, although one or two circles by the dog for orientation with the shoreline are allowed. The dog may tow the handler by having the handler hold onto the dog or by the dog holding the handler by the arm or hand. If the dog holds the handler by the arm or hand, some protection on the arm or hand is permitted. This protection will be flush with the skin, and there will be nothing dangling from it.

The handler must be free floating and allow him/herself to be towed by the dog. A small amount of motion by the handler for balance is allowed. Once the dog has reached wading depth, the handler may stand and walk to shore with his/her dog. The judges will signal completion as soon as the dog is walking.

Principal Parts of the Exercise:

1. The dog is willing to accompany the handler into the water.
2. The dog is willing to swim with the handler the prescribed distance.
3. The dog is willing to tow the handler to shore.

Failing Performance

The dog will fail for any of the failures common to all exercises (Chapter 2, Section 18) and if:

1. The dog must be physically guided into the water or while swimming.
2. The dog leaves the four (4) foot radius of the handler and does not immediately return to the handler on command.
3. The dog physically interferes with the handler's ability to swim the prescribed distance.
4. The dog refuses or is unable to tow the handler to shore.
5. The handler makes swimming strokes that are interpreted by the judges as assisting the dog.
6. The dog leaves the testing area before being put on leash after the exercise is complete.

Suggested Time Limit: Ninety (90) seconds. Timing starts when judge instructs, "You may begin."

Chapter Four - Standard of Performance - Senior Division

DOUBLE RETRIEVE

Standards of Performance

The dog and handler wait on shore at the center of the beach facing the water, a judge will ask, "Are you ready?" Stewards will paddle a canoe or kayak across the test site and drop the handler's life jacket and boat cushion fifty (50) feet from shore and fifty (50) feet apart on the land side of the watercraft. The articles will be splashed two (2) or three (3) times to attract the dog's attention.

Prior to the beginning of the division, the judges will decide which article will be picked up first and where they will be placed. It will be same order for each dog unless conditions necessitate a change. When the articles are in place, the stewards will quickly paddle clear of the site, and a judge will tell the handler the first article to be retrieved. It will be the same order for each dog unless conditions necessitate a change and will be decided before the Senior division begins. A judge will then instruct the handler, "You may begin." At this time, the handler must have hands off the dog and/or the dog's collar. The dog and handler must start from the center of the test area; however, once the judges indicate the start of the exercise, the dog and handler are allowed to move along the beach. The handler sends the dog for the first article from any point on the shore. The dog must retrieve the article and deliver it to the hand of the handler on shore. The dog may bring the article to the closest point of land, in which case, the handler may move along the shore to that point to receive the article without stepping into the water. The closest point of land does not have to be within the marked test area. The handler may pat and praise his dog before he sends it for the second article; no other physical manipulation of the dog is allowed. The dog will be directed for the second article from any point on the beach. When the second article is delivered to hand on shore in the same manner as the first one, the judges will signal completion of the exercise.

Principal Parts of the Exercise:

1. The dog takes direction and retrieves both articles in the specified order.
2. The dog is sent for the first article and returns it to the handler on shore, delivering it to hand.
3. The dog is then sent for the second article and returns it in the same manner.

Failing Performance:

The dog will fail for any of the failures common to all exercises. (Chapter 2, Section 18) and if:

1. The dog gets the wrong article.
2. The dog does not retrieve both articles.
3. The dog does not deliver both articles to hand.

4. The dog comes out of the water prior to completion of the first retrieve.
5. The dog comes out of the water after it has been sent for the second retrieve without the article.
6. The handler assists the dog in marking an article by throwing objects.

Suggested Time Limit: Three (3) minutes. Timing starts when judge instructs, "You may begin."

RETRIEVE OFF A BOAT

Standard of Performance

The dog and handler wait on shore at the center of the beach facing the water. **The land steward will give the handler the paddle.** The judge will ask, "Are you ready?" At that point, the handler must have hands off the dog and/or the dog's collar. The judge will instruct the handler, "You may board the boat." The dog and handler will board a boat and travel in a safe and controlled manner. The dog and handler have **thirty (30)** seconds to board and be ready for departure. The **thirty (30)** second boarding time is separate from the suggested time for completing the retrieve.

The dog must willingly board the platform on the boat without physical assistance from the handler within the **thirty (30)** second time limit and remain on the platform, under control, until required to exit. Once the dog has boarded the platform it may not jump off the platform at any time even if the boat is still beached or being pushed out. **The handler assists the stewards to push the boat out until it is free floating before sitting on the platform.** If a problem develops while pushing the boat out which causes the dog to jump off the platform, it is up to the judges to decide whether the exercise should be restarted. The dog must exit from the platform. The handler is responsible for placing the paddle on the platform and is allowed to sit on the platform with his/her feet in the water after the boat is free floating.

~~The dog and handler go out on the boat rowed by a steward.~~ **The handler, dog, and stewards row out seventy-five (75) feet from shore.** The handler may place an arm on the dog on the ride out as long as he/she is not restraining the dog. At **seventy-five (75)** feet from shore, the boat is positioned parallel to shore. The stewards in the boat will use the committee-provided anchor system to ensure it remains in position. After confirming that the handler is in position and is ready with hands off the dog, a judge will signal "You may begin" by an arm signal or one short blast on a whistle. The handler throws a paddle at least **ten (10)** feet from the boat. The judges must be able to see the paddle thrown to judge the **ten (10)** foot distance. **If the paddle is thrown less than ten (10) feet and the dog remains on the platform, the judges will ask the stewards to row to the paddle, the handler will pick up the paddle, and the handler will have one (1) additional chance to throw the paddle the required distance.** When the paddle is in the water, the dog must jump willingly from the platform of the boat, within **thirty (30)** seconds, to retrieve the paddle. The dog must return the paddle to the boat and deliver the paddle to hand to the handler only. The handler is allowed to splash the water to attract the dog's attention **only** when the dog is returning the paddle to the boat. When the dog has relinquished the

paddle to the handler, the judges will signal completion of the exercise.

Principal Parts of the Exercise

1. The dog will board the ~~boat~~ **board** willingly, without physical assistance, within the **thirty (30)** second time limit for boarding.
2. The dog will remain on the platform, under control, until required to exit.
3. The handler will throw the paddle at least **ten (10)** feet.
4. The dog will wait on the boat until the paddle is in the water.
5. The dog will jump from the boat within **thirty (30)** seconds from the time the paddle is in the water.
6. The dog will retrieve the paddle.
7. The dog will return the paddle to the boat and deliver it to hand to the handler.

Failing Performance

The dog will fail for any of the failures common to all exercises (Chapter 2, Section 18) and if:

1. The dog refuses to willingly board the boat.
2. The dog refuses to jump from the boat within **thirty (30)** seconds.
3. **The paddle is not thrown at least ten (10) feet and the dog leaves the boat.**
4. The dog jumps before the paddle hits the water.
5. The dog refuses to return the paddle to the handler.
6. The dog does not exit the boat from the platform or does not remain under control on the platform during the exercise.
7. The dog is restrained while on the boat.
8. The dog and handler are not aboard and ready for departure within the **thirty (30)** second time limit.

Suggested Time Limit: Ninety (90) seconds is allowed to complete the entire exercise. However, the dog must jump within thirty (30) seconds of the paddle hitting the water. Timing for the whole exercise starts when judge instructs, "You may begin."

TAKE A LIFE RING

Standard of Performance

The life ring is attached to a line three **(3)** feet to five **(5)** feet in length. The line may be knotted in some fashion to facilitate the dog holding and towing it. One of **the three (3)** water stewards will be designated as the "victim," and this steward will assume the same position in the water for each dog. The judges will decide which position the calling steward will take **during their meeting with the handlers.**

The dog and handler wait on shore at the center of the beach facing the water. A judge will ask the handler, "Are you ready **for the stewards to enter the water?**" and will then instruct **the**

three (3) stewards to enter the water and swim out to a point approximately **seventy-five (75)** feet from shore. When they have reached the **seventy-five (75)** foot distance, they will be spaced at **thirty (30)** foot intervals. The **thirty (30)** foot intervals shall be measured on shore and marked in a visible fashion to enable the stewards to maintain their positions. **When the stewards are in position, a judge will ask the handler, "Are you ready?"** A judge will indicate to the designated "victim" the start of the exercise by a hand signal or one short blast of his/her whistle. That steward will begin to splash and call for help but may not call the dog by name. The other two stewards shall quietly tread water, remaining in position and watching the "victim." At the same time the judge is signaling the steward to begin calling, the judge will also instruct the handler, "You may begin." At that time, the handler must have hands off the dog and/or the dog's collar. Once the judge indicates the start of the exercise, the handler and dog may move to any position on the beach before the dog is sent. The handler will give the line attached to the life ring to the dog. The dog will take it on command without the handler having to physically put it into the dog's mouth. The handler will send the dog to the "victim" in distress. If the dog drops the line, the handler may command the dog to retake it, but the handler may not pick up the line and start again.

The dog is to swim "directly" to the calling person in the water and carry the life ring close enough so that the "victim" may grab hold of it. If a dog appears to start toward the wrong steward and can be verbally redirected by the handler to go to the designated "victim," the dog will pass. As long as the dog is working, it should not fail until it delivers the life ring to the wrong steward or exceeds the time limit for the exercise. The steward must not use swimming strokes to reach for the life ring and is required to hold the life ring while being towed to shore. When the dog and "victim" reach wading depth water for the dog, the judges will signal completion of the exercise.

Principal Parts of the Exercise:

1. The dog will hold the line attached to the life ring.
2. The dog goes to the person in distress.
3. The dog comes close enough for the "victim" to grab hold of the life ring.
4. The dog tows the "victim" to **wading depth** ~~shore~~.

Failing Performance

The dog will fail for any of the failures common to all exercises (Chapter 2, Section 18) and if:

1. The dog refuses to hold the line.
2. The dog goes to the incorrect steward.
3. The dog fails to bring the ring close enough for the "victim" to reach it.
4. The dog fails to tow the "victim" to **wading depth** ~~shore~~.
5. The dog drops the equipment, and the handler assists the dog in marking the equipment by throwing objects.
6. The dog leaves the water prior to completion of the exercise. Suggested Time Limit: Two (2) minutes. Timing starts when the judge instructs, "You may begin."

UNDERWATER RETRIEVE

Standard of Performance

The dog and handler wait on shore at the center of the beach facing the water. The judge will state "Are You Ready" and "You may proceed into the water." The dog will willingly accompany the handler into the water. The handler must have hands off the dog and/or the dog's collar at this time. The point of the dog's elbow will measure the required depth. When dog and handler are in position, at depth, a judge will ask, "Are you ready?" A judge will then instruct the handler, "You may begin." The handler will toss the object into the water at least three (3) feet in front of the dog and parallel to shore. The object to be retrieved will be no more than twelve (12) inches long and four and one-half (4 ½) inches tall. When submerged, it should extend no more than four and one-half (4 ½) inches from the bottom and should be weighted evenly so that it will sink immediately.

The handler may not touch the dog after the object is thrown. The handler may be beside the dog in or out of the water so that the dog can immediately deliver the object to hand. The handler's position should not block the view of the judges. The dog will have a total of three (3) minutes from the time the object is first thrown to retrieve it from the bottom and deliver it to the handler.

The handler has the option of throwing the object as often as necessary, but the total time for the entire exercise is not to exceed three minutes. **Each new throw must be at the required depth and at least three (3) feet in front of the dog.** The judges will signal completion of the exercise.

A dog may paw the article to shore or submerge its head on this exercise, but it must pick up the article and deliver to hand.

The handler may use two (2) identical underwater retrieve articles although they may be different colors. If the first is lost in the water, due to murky water conditions, the handler may ask for their second article, but the dog must then retrieve the second article, not the first.

Principal Parts of the Exercise:

1. The dog and handler enter water elbow deep for the dog.
2. The handler throws the object at least three (3) feet in front of the dog.
3. The dog is sent to retrieve the object.
4. The dog retrieves and delivers it to the handler who may be standing beside the dog as it retrieves.

Failing Performance

The dog will fail for any of the failures common to all exercises (Chapter 2, Section 18) and if:

1. The dog does not retrieve the object thrown at the required depth and/or distance.
2. The dog does not deliver to hand.
3. The dog drops the article and fails to retrieve it again.
4. The handler touches the dog.

Suggested Time Limit: Three (3) minutes. Timing starts when the object is first thrown.

TAKE A LINE/TOW A BOAT

Standard of Performance

A steward will be waiting in a rowboat seventy-five (75) feet from shore. The boat may be positioned at the anchor as the underwater retrieve article exercise is in progress. The boat will use the committee-provided anchor system to ensure it remains in position. A steward will give the handler their eight (8) foot line. The dog and handler wait on shore at the center of the beach facing the water. A judge will ask, "Are you ready?" Then a judge will instruct the handler, "You may begin" while simultaneously signaling the steward to begin calling. At this time, the handler must have hands off the dog and/or the dog's collar. The handler will give the dog an eight (8) foot line with a bumper attached. The dog may hold either the bumper or the line adjacent to the bumper. The dog will take the equipment on command. The line may not be tossed in the water for the dog to grab. If the dog drops the line or bumper the handler may not pick up the line or bumper and start again. If the dog drops the line in the water, the handler must command the dog to pick it up and may not touch the line. If the dog drops the line on shore and commits to the water, the handler may command the dog to pick up the line if the dog can do so without more than ~~two~~ three (3) feet leaving the water and without the handler entering the water or touching the line.

The handler sends the dog to swim to the steward in the boat. The steward will attract the dog's attention by calling the dog, but not by name, and by splashing the water. **At no time should the steward bang on the side of the boat.** While the handler is commanding the dog to swim out to the boat, he/she may not step into the water. The dog will swim out to the boat and come close enough to deliver the bumper or line to the calling steward in the boat. The calling steward shall not leave the boat to grab the line. If the calling steward accidentally falls out of the boat, the exercise may not be completed and will have to be retested. The calling steward will reach for the bumper or line from the side from which the dog is approaching and take hold of the line or bumper. The dog may bring the boat to the closest point of land, in which case, the handler may move along the shore to meet the dog. The handler shall not enter the water until the dog is at wading depth for the dog. The dog must pull the boat until it touches bottom, and the judges will signal completion of the exercise at that time. If the dog drops the bumper at wading depth, and the boat beaches itself due to forward momentum, the

handler should encourage the dog to pick up the bumper and pull the line until the line is taut. At that time the judge will signal the exercise finished.

Principal Parts of the Exercise:

1. The dog will take the bumper or line on command.
2. The dog will deliver the bumper or line to the calling steward in the boat.
3. The dog will tow the boat to shore until it touches the bottom.

Failing Performance

The dog will fail for any of the failures common to all exercises (Chapter 2, Section 18) and if:

1. The dog refuses to take the bumper or line in its mouth.
2. The dog refuses to deliver the bumper or line to the calling steward in the boat.
3. The dog does not tow the boat to shore.
4. The dog drops the equipment and will not pick it up when directed by the handler.
5. The dog drops the equipment, and the handler assists the dog in marking the equipment by throwing objects.
6. The dog comes out of the water prior to completion of the exercise, unless it is actively towing and beaching the boat to complete the exercise.

Suggested Time Limit: Two (2) minutes. Timing starts when the judge instructs, "You may begin."

RESCUE

Standard of Performance

The dog and handler wait on shore at the center of the beach facing the water. The judge will ask, "Are you ready?" **At that point, the handler must have hands off the dog and/or the dog's collar. and will then** The judge will instruct the handler, "You may board the boat." ~~The dog will willingly board the platform on the boat and travel with the handler in a safe and controlled manner.~~ **The dog and handler will board the boat and travel in a safe and controlled manner.** The dog and handler have **thirty (30)** seconds to board and be ready for departure. The **thirty (30)** second boarding time is separate from the suggested time for completing the rescue.

The dog must remain under control and on the platform during the exercise until required to exit. Once the dog has boarded the platform it may not jump off the platform at any time even if the boat is still beached or being pushed out. **The handler assists the stewards to push the boat out until it is free floating before sitting on the platform.** If a problem develops while pushing the boat out which causes the dog to jump off the platform, it is up to the judges to decide whether the exercise should be restarted. The dog must exit from the platform. The handler must not restrain the dog on the boat. The handler may place an arm on the dog on the

ride out as long as the dog is not being restrained. The handler is allowed to sit on the platform with his/her feet in the water after the boat is free floating.

The handler, dog, and ~~rower~~ **stewards** ~~row~~ **travel** out **seventy-five (75)** feet from shore. The boat is positioned parallel to shore. The boat will use the committee-provided anchor system to ensure it remains in position. When in position for the rescue, a judge will signal, "You may begin" by either a hand signal or one short blast on his/her whistle. The handler falls or jumps into the water in any manner he/she chooses including standing and diving. Judges may not require that handlers exit in a prescribed manner unless safety considerations warrant it. The dog must remain on the platform until the handler indicates that rescue is needed. Once the handler **has moved at least ten (10) feet from the boat and** indicates that rescue is needed, the timing starts and the dog has **thirty (30)** seconds to jump. The dog must not anticipate the rescue and jump before the handler, jump simultaneously with the handler, or jump onto the handler. Voice encouragement is allowed.

The dog will swim directly to the handler and tow the handler to safety. The dog may circle for orientation. The handler has the option of how the dog will tow him. If the dog tows by an arm **or hand**, some **protection on the arm or hand is permitted**. ~~form of protection is allowed on the arm.~~ This protection will be flush with the skin and there will be nothing dangling from it. Some arm or leg motion for balance is allowed, but the handler is to be primarily free floating.

The dog may tow the handler to shore or back to the boat. It is the rowing steward's responsibility to keep the boat within the test site and appropriately anchored in case the dog elects to take its handler to the boat. The exercise is complete when the dog tows the handler to the boat and the handler touches the boat or reaches wading depth water near shore. The judges will indicate completion of the exercise.

Principal Parts of the Exercise:

1. The dog will board the boat willingly, without physical assistance, within the **thirty (30)** second time limit.
2. The dog will remain on the platform, under control, until the handler indicates rescue is needed.
3. The dog sees the handler leave the boat.
4. The dog will jump within **thirty (30)** seconds after the handler indicates rescue is needed.
5. The dog comes to the rescue promptly.
6. The dog goes to the handler and tows the handler to shore or to the boat.

Failing Performance

The dog will fail for any of the failures common to all exercises (Chapter 2, Section 18) and if:

1. The dog and handler are not aboard and ready for departure within the **thirty (30)** second time limit.

2. The dog is restrained while on the boat.
3. The dog does not exit the boat from the platform or does not remain under control on the platform until required to exit.
4. The dog jumps before, simultaneously, or onto the handler.
5. The dog does not jump to rescue the handler within **thirty (30)** seconds.
6. The dog does not go to the handler.
7. The handler makes swimming strokes that are interpreted as assisting the dog.
8. The dog refuses to tow the handler to shore or to the boat.
9. The dog leaves the testing area before being put on leash after the exercise is complete.

Suggested Time Limit: Ninety (90) seconds is allowed to complete the entire exercise. Timing starts when the handler indicates that rescue is needed, however, the dog must jump within thirty (30) seconds.

Chapter Five - Standard of Performance - Excellent Division

~~Exercise #1 Abandoned Boat~~ **ABANDONED BOAT**

Purpose

This exercise demonstrates the dog's ability to follow his/her handler's commands, search for a line and retrieve a boat without someone calling from the boat.

Standard of Performance

The handler's floating eight (8) foot line, with plastic or canvas boat bumper attached, will be **securely** attached to the front of a rowboat with the bumper placed in the boat. **An additional steward will be situated at the bow of the boat to serve as ballast and assist with the exercise.** The **rowing** steward will row the rowboat out **seventy-five (75)** feet from shore and **the ballast steward** must either attach the boat to a fixed anchor or drop an anchor from inside the boat. The boat may move freely around the anchor in the current or wind. The oars will be brought up into the boat. **When the dog is approximately ten (10) feet from the boat, the ballast steward will bring up or detach the anchor system. One steward will toss the bumper off the seaward side of the boat, being sure to toss the bumper before the dog arrives at the boat. The same steward should toss the bumper for all dogs tested. The stewards must not touch the line or bumper again. The stewards will be facing away from the dog except for occasional glances to see when the dog is close to the boat. The stewards will not make eye contact with the dog and will remain quietly in the boat with their heads down.**

The handler and dog will wait on the shore in the center of the test area facing the water. The judge will ask, "Are you ready?" and then will instruct the handler to begin. When the judge indicates, "You may begin," the handler will send the dog to search for the line/bumper. The dog will commit to swimming depth within **twenty (20)** seconds from the handler's first command to swim to the boat. The handler is not permitted to enter the water in this exercise. ~~When the dog is approximately 10 feet from the boat, the steward will bring up or detach the anchor system then toss the bumper off the seaward side of the boat, being sure to toss the bumper before the dog arrives at the boat. The steward must not touch the line or bumper again. The steward will not make eye contact with the dog and will remain quietly in the boat with his/her head down.~~ The dog may go behind the boat from either end of the boat. The dog will tow the boat to shore by either the boat bumper or the line attached to it. The dog will beach the boat. Should the dog swim back toward shore without the boat, the dog may be re-directed by the handler, at any time, as long as the dog responds to the redirect command by turning and swimming back toward the boat within **ten (10)** seconds of the command being given. The dog is not permitted to swim towards shore a second time without bringing in the boat. The judges will indicate that the exercise is finished when the boat touches bottom. If the dog drops the bumper at wading depth, and the boat beaches itself due to forward momentum, the handler should encourage the dog to pick up the bumper and pull the line until

the line is taut. At that time the judge will signal the exercise finished.

Principal Parts of the Exercise

1. The dog must commit to swimming depth within **twenty (20)** seconds of the first command to begin the exercise.
2. The dog will swim directly to the boat and take the line or bumper in his/her mouth.
3. The dog may turn either way and will tow the boat to shore.
4. The handler will be allowed one **(1)** opportunity to redirect the dog and the dog must respond in **ten (10)** seconds.
5. The dog will tow the boat until it touches the bottom.

Failing Performance

The dog will fail for any of the failures common to all exercises (Chapter 2, section 18), and if:

1. The dog does not wait for the handler's command to start the exercise.
2. The dog does not commit to swimming depth within **twenty (20)** seconds of the first command to begin the exercise.
3. The dog does not swim directly to the boat.
4. The dog swims back toward shore and does not obey the redirect command within **ten (10)** seconds.
5. The dog swims back towards shore more than one **(1)** time without having the boat in tow.
6. The dog does not take the line and tow the boat to shore or fails to beach the boat in the time allowed.

Suggested Time Limit: Three (3) minutes. **Timing starts when the handler gives the first command to start the rescue.** ~~Timing begins when the judge instructs the handler to begin.~~

Exercise #2 Multiple Person Rescue MULTIPLE PERSON RESCUE

Purpose

This exercise will demonstrate the superior physical fitness of the Newfoundland while simulating an open sea rescue of multiple persons in distress.

Special Note

The safety of the dog is of paramount importance. Due to the length of time the dog is continually swimming without the break of reaching wading depth, the judges will terminate the exercise at any time a dog is deemed to be in distress or appears to be experiencing **physical** difficulty in completing the rescue of the three stewards. The decision of the judges with regards to the safety and ability of the dog to complete the exercise is final. A grievance is not applicable when a decision is rendered by either judge with regards to the safety or perceived distress of the dog.

Standard of Performance

Three (3) stewards will be designated as the “victims” and should remain the same, if possible, for each dog entered. While the boat is being rowed out into position (see description below), the stewards will swim briskly to their designated locations as follows:

Steward #1 At one hundred (100) feet from shore in line with the thirty-five (35) foot left marker on shore

Steward #2 At seventy-five (75) feet from shore in line with the center marker on shore

Steward #3 At one hundred (100) feet from shore in line with the thirty-five (35) foot right marker on shore

The stewards MUST watch the rower throughout the exercise for signals provided by the judges, since they are facing away from the judges. This should be strongly emphasized by the judges. Once the boat is anchored into position and the stewards are in place, the judges will ask the handler if he/she is ready, at which point the judges will signal the beginning of the exercise by using an arm signal or one short blast on a whistle directed toward the stewards. The stewards will immediately splash and call for help. The stewards will call continuously in a manner consistent with being in distress as directed by the rower. Unless it is obvious that the dog is heading for another steward, once the dog has made an actual pick up of a steward, any remaining stewards will soften their voices and splash less but must continue to call and splash. The stewards need not call in the same manner as one another, as there are differences in the condition and mannerisms of those needing rescue.

The dog and handler will be on shore in the center of the test area. The judge will ask, “Are you Ready?” and then will instruct the handler to proceed. The dog will board the boat and will travel with the handler in a safe and controlled manner. The dog and handler have **thirty (30)** seconds to board and to be ready for departure. The **thirty (30)** second boarding time is separate from the suggested time for completing the rescue. The dog must willingly board the platform of the boat without physical assistance from the handler and within the **thirty (30)** second time limit, and will remain on the platform, under control, until required to exit. Once the dog has boarded the platform it may not jump off the platform at any time even if the boat is still beached or being pushed out. If a problem develops while pushing the boat out which causes the dog to jump off the platform, it is up to the judges to decide whether the exercise should be restarted. The dog must exit from the platform. The handler is allowed to sit on the platform with his/her feet in the water. The boat is rowed out to the center of the test area and must be anchored with the platform 150 feet from shore and facing shore. The rowing steward may also use the oars to keep the boat in place and platform facing the shore.

Once the handler has indicated he/she is ready and the judges have signaled the beginning of the exercise with an arm signal or one (1) short blast on a whistle, the handler will command the dog to jump from the boat and rescue the stewards. The dog must jump willingly from the platform of the boat within **fifteen (15) seconds** from the time the handler gives the first command to jump. The dog cannot anticipate and jump before being commanded to do so. The

~~dogs~~ dog may need to orient ~~themselves~~ itself either after the jump from the boat, or after each rescue and may briefly circle near the boat platform to do so. The dog will not be allowed to circle the boat before completing a rescue. The dog will pick a steward and swim directly toward that steward within **twenty (20)** seconds of jumping from the boat and within **twenty (20)** seconds of the completion of each rescue (steward touching hands with handler). The dog may rescue the stewards in any order. The dog may look back or make a small circle while looking to the handler for further encouragement and direction but is not permitted to turn back and begin swimming toward the handler and boat without having a steward in tow. The dog is not permitted to swim past a steward, toward shore, unless circling the steward. The dog must swim close enough to the steward so that the steward may grab hold of the dog without moving from his/her position in the water. The handler is permitted to splash in the water to encourage the dog to return to the boat. The dog is permitted to bring back to the boat one, two, or all three stewards at a time. If the dog picks up more than one steward each steward should hold a side of the dog. The third steward may hold the dog or one of the other steward's life jackets. The judges will determine whether the dog is physically able to tow multiple stewards without undue stress, taking into consideration both wind and current at a given test location.

~~Unless it is obvious that the dog is heading for another steward, once the dog has made an actual pick up of a steward, any remaining stewards will soften their voices and splash less but must continue to call and splash.~~ The dog must tow each steward back to the boat, where the handler waits on the platform. Each steward must make physical contact with the handler while still holding the dog (touches hands or hand to arm), after which the steward(s) will hold the lip of the boat **close to the bow**, away from ~~and behind~~ the platform area to make room for the remaining stewards to make contact with the handler, and **will** ~~wait~~ quietly until the exercise is complete. Once the dog and steward(s) reach the boat and are touched by the handler, any remaining stewards will resume their original calling. The dog is permitted to check the already rescued stewards ~~on the sides of the boat~~ between each rescue attempt but may not circle the boat more than once each time. The exercise will be signaled complete when the final steward has made the defined physical contact with the handler.

Principal Parts of the Exercise

1. The dog will board the boat willingly, without physical assistance, and within the **thirty (30)** second time limit for boarding.
2. The dog will remain on the platform, under control, until required to exit.
3. The dog will jump from the platform of the boat within **fifteen (15)** seconds from the time the first command to jump is given by the handler.
4. The dog will swim directly to each steward and will tow the steward(s) directly back to the boat **or toward another steward calling for help.**
5. The dog will be swimming toward a steward within **twenty (20)** seconds of jumping from the boat and within **twenty (20)** seconds of completing each rescue.
6. The dog will swim close enough to the boat for the handler to make physical contact with each steward.

Failing Performance

The dog will fail for any of the failures common to all exercises (Chapter 2, section 18), and if:

1. The dog refuses to willingly board the boat.
2. The dog and handler are not aboard and ready for departure within the **thirty (30)** second time limit.
3. The dog requires physical restraint by the handler, either on the beach or on the boat.
4. The dog anticipates and jumps before being commanded to do so.
The dog refuses to jump from the boat within **fifteen (15)** seconds.
5. The dog does not exit the boat from the platform or does not remain under verbal control on the platform after boarding and during the exercise.
6. The dog swims elsewhere other than to each steward.
7. The dog circles the boat before returning a steward to the boat.
8. The dog does not swim toward a steward within **twenty (20)** seconds of jumping from the boat or within **twenty (20)** seconds of completing each rescue.
9. The dog swims back toward the boat without a steward in tow after heading for a steward, or swims past the stewards toward the shoreline without attempting to pick up a steward.
10. The dog does not tow the steward(s) directly back to the boat.
11. The dog does not come close enough for the handler to make contact with each steward.

Suggested Time Limit: Six (6) minutes are suggested for completion of the entire exercise. However, the dog must jump within fifteen (15) seconds and commit to each rescue within twenty (20) seconds. The timing starts when the handler gives the first command for the dog to jump. **It is recommended that one judge times the duration of completion of the entire exercise while the other judge times the jump and the length of time to commit to each rescue.**

~~Exercise #3 Unconscious Victim~~ **UNCONSCIOUS VICTIM**

Purpose

This exercise will demonstrate the Newfoundland's ability to perform a rescue without the victim indicating that rescue is needed and without harming the victim.

Standard of Performance

The dog and handler will wait in the center of the testing area facing away from the water. A judge will signal the steward to enter the water. The steward will swim **out seventy-five (75) feet** away from shore **and off center. Depending on conditions, the judges will determine if the steward should swim out to the right or left of the seventy-five (75) foot anchor.** ~~into position at the center of the test area and 75-foot mark from shore.~~ The steward will be wearing a neoprene dry wet/dry suit and Exposure Protection dive gloves (see Chapter 2, section 8) on both hands, extending up toward the elbows. Though a full wet/dry suit is preferred, in extreme heat the steward may opt for a neoprene jacket but must have full arm protection.

The steward must have their hands fully in the gloves and not ball up their fingers leaving the fingers of the gloves empty.

Once in position, the steward must float naturally on his/her back starting out with feet pointed toward shore, letting the current turn and move him/her. The steward's arms and legs should be floating as still as possible on top of the water with no motion made by strokes or kicks. The hands of the steward will be "palm up" on the surface of the water. The steward will not speak to the dog or make eye contact. Every attempt should be made by the steward to keep his/her eyes closed.

When the steward is in position, a judge will ask the handler, "Are you ready?" and then will instruct the handler to proceed. The handler will command the dog to go to the steward's rescue. The dog will commit to swimming depth within **twenty (20)** seconds of the first command given by the handler and will swim directly to the steward. The dog is not permitted to turn and swim back toward the handler without having the steward in tow. Upon reaching the steward, the dog **MUST** take either of the protected arms or hands, or the life jacket of the steward into its mouth, using a gentle hold, and will tow the steward to almost wading depth for the dog. The dog may circle the steward once or twice to find a protected arm/hand, or to obtain proper grip on the life jacket but must not cross over the steward's body or legs. The dog may let go of the steward to adjust its grip, but must immediately take hold again and may not swim away from the steward. The dog may not "push" the steward to shore but must have a hand, arm or life jacket in his/her mouth to complete the rescue. The steward must remain still, free floating, and may not make any swimming strokes. The handler will enter the water to assist the steward and the dog as the dog is returning with the steward in tow. The handler will wait at a depth just prior to the dog's wading depth, as previously approved by the judges. When the handler has a hand on the steward, the judge will signal completion of the exercise.

If at any time the dog's grip becomes painful the steward must signal to the judges and stop the exercise. The handler must immediately enter the water and quickly reach the dog and steward to release the dog's grip if the dog does not respond to a command to do so.

Principal Parts of the Exercise

1. The steward (who is not overly familiar with the dog) will swim out and float in the water without attracting the dog's attention.
2. The handler will notice the steward and will send the dog to rescue the steward.
3. The dog will swim to the steward, will take hold of the protected arm/hand or life jacket of the steward, and, using a gentle hold, will tow the steward to just prior to wading depth for the dog.

Failing Performance

The dog will fail for any of the failures common to all exercises (Chapter 2, section 18), and if:

1. The dog does not wait for the handler's command to start the rescue.

2. The dog fails to commit to swimming depth within **twenty (20)** seconds of the handler's first command to start the rescue.
3. The dog does not swim directly to the steward.
4. The dog refuses or is unable to tow the steward to shore.
5. The dog climbs on or otherwise jeopardizes the steward's safety or circles more than twice.
6. The dog takes hold of the steward by other than a protected arm, hand, or life jacket.
7. The dog lets go of the steward's hand/arm or life jacket and leaves the steward before the handler has contact with the steward.
8. The dog turns back and swims toward shore without completing the rescue.
9. The dog grasps the steward too firmly, causing pain, discomfort, or potential injury.

Suggested time Limit: Two and one-half (2 ½) minutes. Timing starts when the handler gives the first command to start the rescue.

Exercise #4 Capsized Raft ~~CAPSIZED RAFT~~

Purpose

The purpose of this exercise is for the dog to search for a victim trapped under a raft, to dive under the raft and back out to rescue the victim.

Standard of Performance

The dog and handler will wait in the center of the test area facing the water. A canoe, kayak or rowboat will tow an inflatable raft, with one steward aboard into position from right to left or left to right, as wind/current conditions indicate, across the test area **seventy-five (75)** feet from shore. The steward may also swim the raft into position. When the inflatable raft is in position **seventy-five (75) feet from shore and off center**, ~~out from the center of the test area~~, parallel to shore, the craft used for towing will very quickly exit the testing area but will remain ready to retrieve the raft at the conclusion of the exercise. **Depending on conditions, the judges will determine if the raft should be located to the right or left of the seventy-five (75) foot anchor.**

The judge will ask "Are you Ready" and **once the handler indicates readiness** will ~~then~~ signal the calling steward to capsize the raft. The steward will yell as he/she capsizes the raft, attracting the attention of the dog. While calling for help the steward will adjust his/her position beneath the overturned raft so that he/she is toward the stern of the raft and holding the shore-side of the raft approximately three (3) inches from the surface of the water. The steward should also be sure that the raft is oriented parallel to shore and to adjust his/her position as needed.

As soon as the raft is **has been** overturned, the handler will command the dog to rescue the steward **without having to wait for a signal to begin from the judge**. The dog will commit to swimming depth within twenty (20) seconds of the first command swimming directly toward the raft. The dog may look back toward the handler for further encouragement and direction, however, the dog is not permitted to turn back and begin swimming toward shore without

having the steward in tow. The steward will drop the shore side of the raft to level with the surface of the water once the dog is approximately **ten (10)** feet from the raft. Upon reaching the raft, the dog will swim in under the raft from any direction but may not circle the raft more than one (1) time. Once the dog is completely under the raft the steward will immediately take hold of the dog. The steward must not take hold of the dog until the dog's whole body is under the raft. The dog will then exit from under the raft in any direction. The steward must not assist the dog under the raft or lift the raft to allow the dog to go under or exit. Once the dog has exited from under the raft, the steward is permitted to raise the raft on the way out, if necessary for safety, and to protect the steward from catching his/her life jacket on the handles of the raft. The dog must swim directly to shore with the steward in tow.

The handler will wade into the water when the dog is in the process of towing the steward back toward shore. The handler will wait at the dog's wading depth, as previously determined by the judges, to meet the dog and touch hands with the steward. The judges will then signal the completion of the exercise. The waiting craft will retrieve the raft and will remove it from the testing area.

Raft Requirements: The raft must be a four (4) person raft that does not bow when inflated. It must sit flat on the surface of the water when upside down. There must not be any lines hanging from the raft. Judges and stewards must check the raft to be sure that it stays properly inflated throughout the test.

* Before the WRDX test begins the judges must observe the steward capsizing the raft to be sure it meets test standards (see WRDX handbook) and ~~the~~ weather conditions.

* If the weather or current conditions warrant, the raft may be towed out already overturned and the steward may simulate capsizing the raft by yelling and lifting the raft over his/her head.

Principal Parts of the Exercise

1. The steward capsizes the raft and begins to call for help.
2. The dog enters the water, committing to swimming depth within **twenty (20)** seconds of the first command from the handler and swims directly to the aid of the steward beneath the capsized raft.
3. The dog swims under the raft at which time the steward takes hold of the dog, who exits out from under the raft, towing the steward.
4. The exercise is complete when the dog reaches wading depth, with the steward in tow and when the handler touches hands with the steward.

Failing Performance

The dog will fail for any of the failures common to all exercises (Chapter 2, section 18), and if:

1. The dog does not commit to swimming depth within twenty (20) seconds of the first command given by the handler.
2. The dog begins the rescue without having been commanded to do so by the handler.
3. The dog does not swim directly to the raft or turns back and begins swimming toward shore without the steward in tow.
4. The dog circles the raft more than once without going under the raft.
5. The dog does not swim under the capsized raft to rescue the steward.

Suggested Time Limit: Two (2) minutes. Timing starts when the handler gives the first command to start the rescue.

Exercise #5 ~~Line to Shore~~ LINE TO SHORE

Purpose

This exercise simulates rescues that Newfoundland dogs have made historically, taking a line from a boat, and making a connection to the shore to assist in the rescue of the passengers on the boat.

Standard of Performance

The dog and handler will be on shore in the center of the test area facing the water. The judge will ask, "Are you ready?" and then will instruct the handler to proceed. The dog will board the boat and will travel with the handler in a safe and controlled manner. The dog and handler have **thirty (30)** seconds to board and to be ready for departure. The **thirty (30)** second boarding time is separate from the suggested time for completing the exercise. The dog must willingly board the platform on the boat without physical assistance from the handler within the **thirty (30)** second time limit and remain on the platform, under control, until required to exit. Once the dog has boarded the platform it may not jump off the platform at any time even if the boat is still beached or being pushed out. If a problem develops while pushing the boat out which causes the dog to jump off the platform, it is up to the judges to decide whether the exercise should be restarted. The dog must exit from the platform. The handler is allowed to sit on the platform with his/her feet in the water. The handler will have a 125-foot line, knotted at one end that he/she must bring onto the boat. The dog and handler will be rowed out 100 feet from shore, where the boat will be turned so that the platform is facing the shoreline. The rowing steward will hold the rowboat in position or an anchor system may be used, if conditions warrant.

The judge will indicate the beginning of the exercise (“you may begin”) by an arm signal or one short whistle blast. The handler will command the dog to voluntarily take the line and then to jump from the boat. The dog must willingly take the line and exit from the platform of the boat with the line in his/her mouth within fifteen (15) seconds of the first command to take hold of the line. Should the line be dropped onto the platform or into the water by the dog, after the dog has taken the line but prior to the dog jumping from the boat, it will be considered a failure. The handler is not permitted to toss the line into the water for the dog to retrieve. The dog may not anticipate and leave the boat prior to taking the line in his mouth, or prior to the handler’s command to jump. Should the dog drop the line into the water as it jumps from the boat, or as the dog lands in the water, the handler may verbally and/or by hand signal command the dog to pick up the line. The handler may not pull on the line or move the line around in the water to attract the dog to it. The dog is permitted to circle to orient itself to locate the dropped line, or in case the dog goes under the surface of the water after jumping from the platform.

The dog will be directed by the handler to deliver the line to the designated steward waiting on the shoreline. However, the handler will retain the end of the line on the boat. Once the dog is in the water and beginning to swim toward shore, the steward will encourage the dog to come to him/her. The handler will feed the remaining line out to the dog swimming toward shore. The dog must swim directly to shore without circling the boat, checking out the distance markers, etc. The dog will deliver the line to the steward waiting on shore. The steward can slowly walk along the beach to meet the dog. The handler may continue to direct the dog verbally and/or by hand signals as the dog works. The dog may pause and look back towards the handler once he/she reaches his wading depth; however, the dog is not permitted to turn and swim back towards the handler prior to delivering the line to the steward. It will not be the responsibility of the steward to direct the dog to hold onto the line. The dog does not have to relinquish the line to the steward. The steward must only touch the line and not take the line from the dog. The exercise will be complete when the steward touches the line that the dog is holding without stepping into the water. When the whistle is blown by the judges to signal completion of the exercise, the steward will hold the dog gently by the collar until the handler is brought back to shore.

Principal Parts of the Exercise

1. The dog will board the boat willingly, without physical assistance, within the thirty (30) second time limit for boarding.
2. The dog will remain on the platform, under control, until required to exit.
3. The dog will willingly take the offered line from the handler when commanded to do so.
4. The dog will jump from the platform of the boat with the line in its mouth. The dog must willingly take the line and exit from the platform of the boat with the line in his/her mouth within fifteen (15) seconds of the first command to take hold of the line. ~~within 15 seconds of~~

~~the first command to jump.~~

5. The dog will swim directly to the shoreline with the line in its mouth.
6. The exercise will be complete when the steward waiting on shore has touched the line that the dog is holding.

Failing Performance

The dog will fail for any of the failures common to all exercises (Chapter 2, section 18), and if:

1. The dog refuses to willingly board the boat.
2. The dog and handler are not aboard and ready for departure within the **thirty (30)** second time limit.
3. The dog receives physical assistance, restraint, or unnecessary contact with the handler while on the beach or the boat.
4. The dog will not willingly take the line when commanded to do so by the handler.
5. The dog drops the line onto the platform or into the water before jumping from the boat.
6. The dog anticipates and jumps before having been commanded to do so.
7. The dog refuses to jump with the line in its mouth within **fifteen (15)** seconds.
8. The dog does not exit the boat from the platform or does not remain under control on the platform after boarding and during the exercise.
9. The dog fails to deliver the line to the steward waiting on shore.
10. The dog begins swimming back towards the handler at any time before delivering the line to the steward, other than during obvious attempts to orient himself with the boat and shoreline after jumping into the water.

Suggested Time Limit: Three (3) minutes are allowed to complete the entire exercise. However, the dog must jump within fifteen (15) seconds. The timing starts when the handler gives the command for the dog to ~~jump~~ **take the line**.

~~Exercise #6 Hidden Victims~~ **HIDDEN VICTIMS**

Purpose

This exercise will demonstrate the Newfoundland's ability to search for and rescue victims that are in distress but are not in sight.

Standard of Performance

Two stewards, riding on the boat platform, will be rowed out **seventy-five (75)** feet from shore. **An additional steward will be situated at the bow of the boat to serve as ballast and assist with the exercise.** The boat MUST be anchored parallel to shore at the center of the test area. If the oars are needed to stabilize the boat, they must be placed in the boat when the dog is within ten (10) feet of the boat. The two stewards will quietly exit the boat, one at a time. They will then move to the seaward side of the boat, where they will hold onto the lip of the boat, with one steward at the bow end of the boat and the other towards the stern. After having given a brief arm signal to the judge that the stewards are in place, the rower will remain quietly in the middle of the boat primarily facing away from the dog.

The dog and handler will wait at the center of the test area on shore. The judge will ask "Are you ready?" and then will instruct the handler to proceed. When notified that the stewards are in place, a judge will then signal for the stewards to begin calling for help. The rower will relay this signal to the stewards. The stewards will call for help in a realistic manner with being stranded. The stewards and their splashing must not be visible from shore. After the stewards have started calling for help, the handler will send the dog. The dog will enter the water committing to swimming depth within **twenty (20)** seconds of the first command from the handler to begin the rescue and will swim directly to the boat. The dog may look back toward the handler for further encouragement and direction, however, the dog is not permitted to turn back and begin swimming toward shore without having the steward(s) in tow. The dog is to swim close enough for the steward to reach out and to take hold of the dog while still having hold of the side of the boat. It is the dog's option to bring in one or both stewards at the same time. If, while towing the first steward, the dog swims close enough to the second steward so that the second steward can reach out and to take hold of the dog while still having hold of the side of the boat, the dog will be deemed to have opted to bring in both stewards at the same time. If the dog brings in both stewards at the same time, the stewards will take hold of each side of the dog, toward the dog's hindquarters. The stewards are not to hold on to each other and stewards should not speak during the time in which they are being towed to shore. Should the dog opt to bring in one steward at a time, the dog will tow the steward back to wading depth for the dog. The second steward will ~~quietly~~ **and soften their voice but must continue to call and splash.** ~~will quietly hold onto the boat, having ceased calling for help as soon as the dog has committed to shore.~~ The handler will enter the water as the dog is returning toward shore with a steward(s) in tow. The handler will assist the steward(s) and the dog once the dog reaches wading depth for the dog. Once the steward grasps hands with the handler and is helped to his/her feet, the handler will send the dog for the second steward from that point in the water. The handler will remain at wading depth for the dog for the second steward to be brought in. Since the second steward may not be able to see when the assistance

is given to the first steward, the judge will signal to the rower to notify the second steward to begin calling **loudly** again. The rescue of the second steward is to be executed in the same manner as for the first steward. When the handler has taken hold of the hands of the second steward (whether the dog has brought in one or two at a time) the judge will signal that the exercise is finished.

Principal Parts of the Exercise

1. The dog enters the water on command and swims directly to the stewards, who are calling for help out of sight behind a rowboat.
2. The dog swims close enough for the stewards to reach the dog without losing their grip on the boat.
3. The dog tows each steward, individually or together, to wading depth for the dog.
4. The handler enters the water to meet the dog and each steward at wading depth for the dog and touches hands with each steward.
5. The exercise is finished when the second steward touches hands with the handler.

Failing Performance

The dog will fail for any of the failures common to all exercises (Chapter 2 section 18), and if:

1. The dog fails to commit to swimming depth within **twenty (20)** seconds of the handler's first command to start the rescue.
2. The dog turns back and begins swimming toward shore without a steward in tow.
3. The dog does not swim close enough to the stewards so that they can take hold of the dog without losing their grip on the boat.
4. The dog does not commit to swimming depth within **twenty (20)** seconds of the command to complete the rescue of the second steward.
5. The dog does not tow the steward(s) directly to wading depth.
6. The dog leaves the testing area before being put on leash after the exercise is complete.

Suggested Time Limit: Three (3) minutes. The timing starts when the handler gives the first command to start the rescue.