



# Program Data

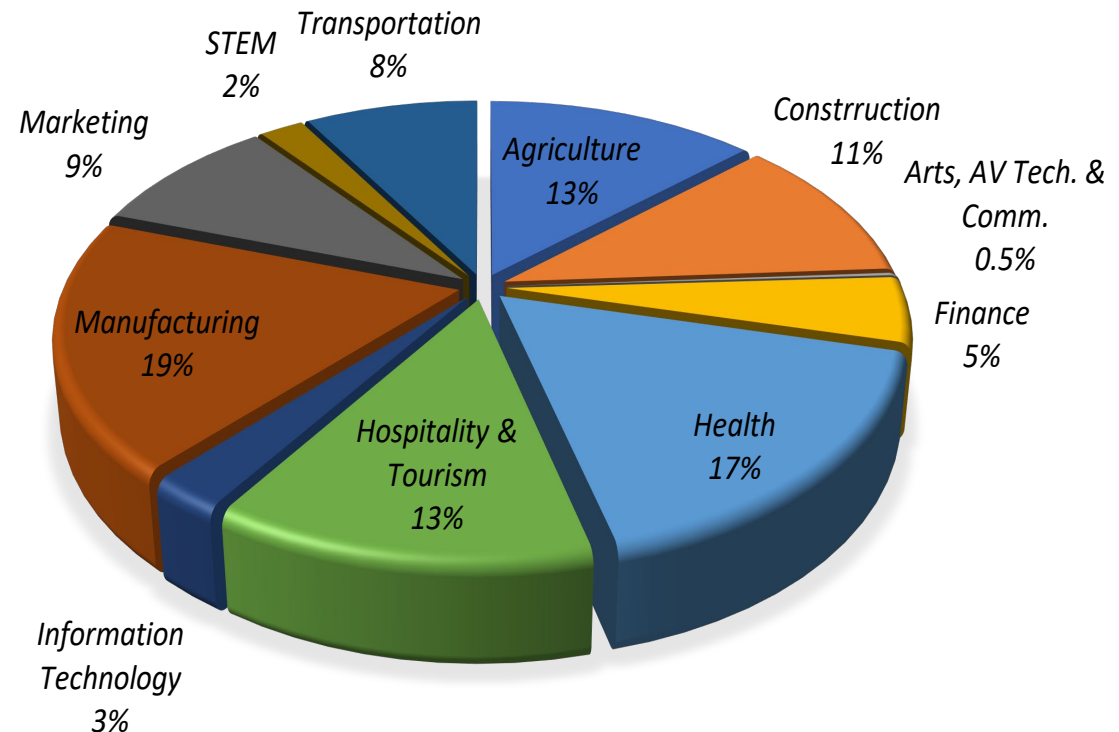
AGC Wisconsin Meeting – Madison  
January 27, 2023

# WI Youth Apprenticeship Overview

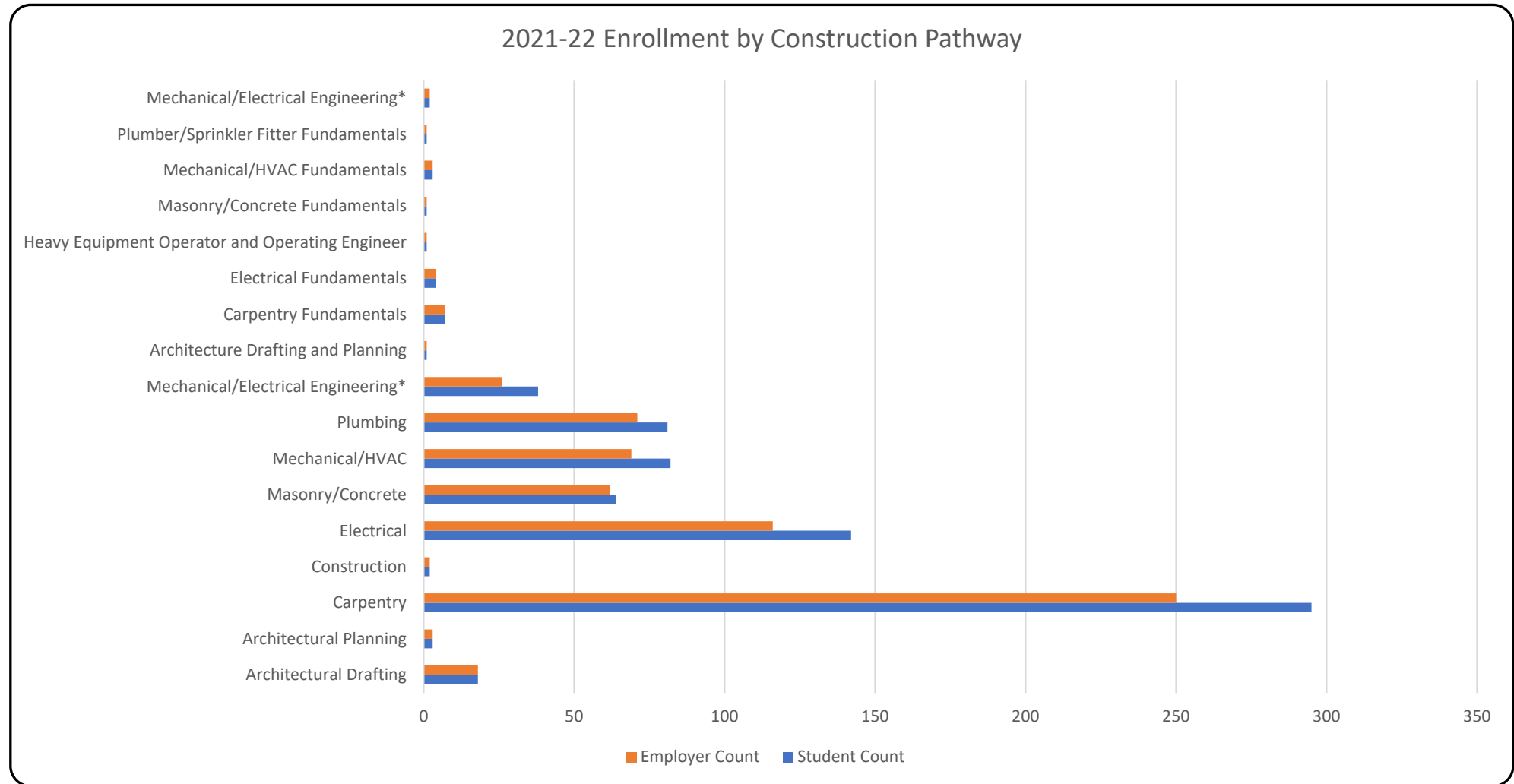
Program Area Short Name	Student Count
Agriculture	833
Construction	702
Arts, AV Tech. & Comm.	12
Finance	312
Health	1,097
Hospitality & Tourism	829
Information Technology	162
Manufacturing	1,197
Marketing	589
Science, Technology, Engineering & Math (STEM)	136
Transportation	535

Construction YAs	
Architectural Drafting	19
Architectural Planning	4
Carpentry	384
Electrical	175
Masonry/Concrete	66
Mechanical/HVAC	99
Plumbing	91
Heavy Equipment Operator & Operating Engineer	31
Gas Distribution Technician	3
Utilities Field Technician	2

YOUTH APPRENTICES BY OCCUPATIONAL AREA 2021-22



# Wisconsin Youth Apprenticeship



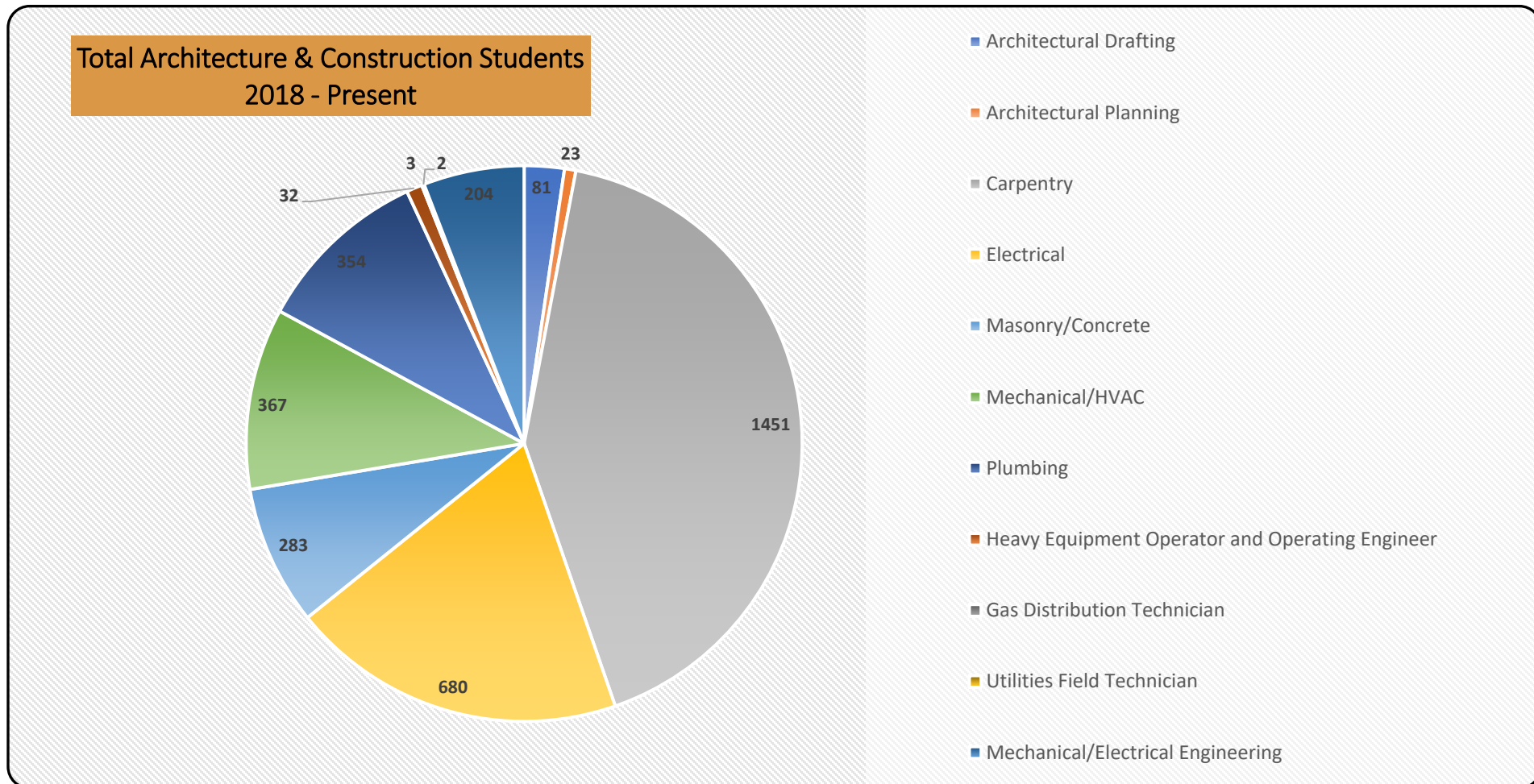
# Wisconsin Youth Apprenticeship

## 2021-22 Enrollment by Construction Pathway

Pathway	Student Count	Employer Count
Architectural Drafting	18	18
Architectural Planning	3	3
Carpentry	295	250
Construction	2	2
Electrical	142	116
Masonry/Concrete	64	62
Mechanical/HVAC	82	69
Plumbing	81	71
Mechanical/Electrical Engineering*	38	26
Architecture Drafting and Planning	1	1
Carpentry Fundamentals	7	7
Electrical Fundamentals	4	4
Heavy Equipment Operator & Operating Engineer	1	1
Masonry/Concrete Fundamentals	1	1
Mechanical/HVAC Fundamentals	3	3
Plumber/Sprinkler Fitter Fundamentals	1	1

\*STEM Pathway

# Wisconsin Youth Apprenticeship

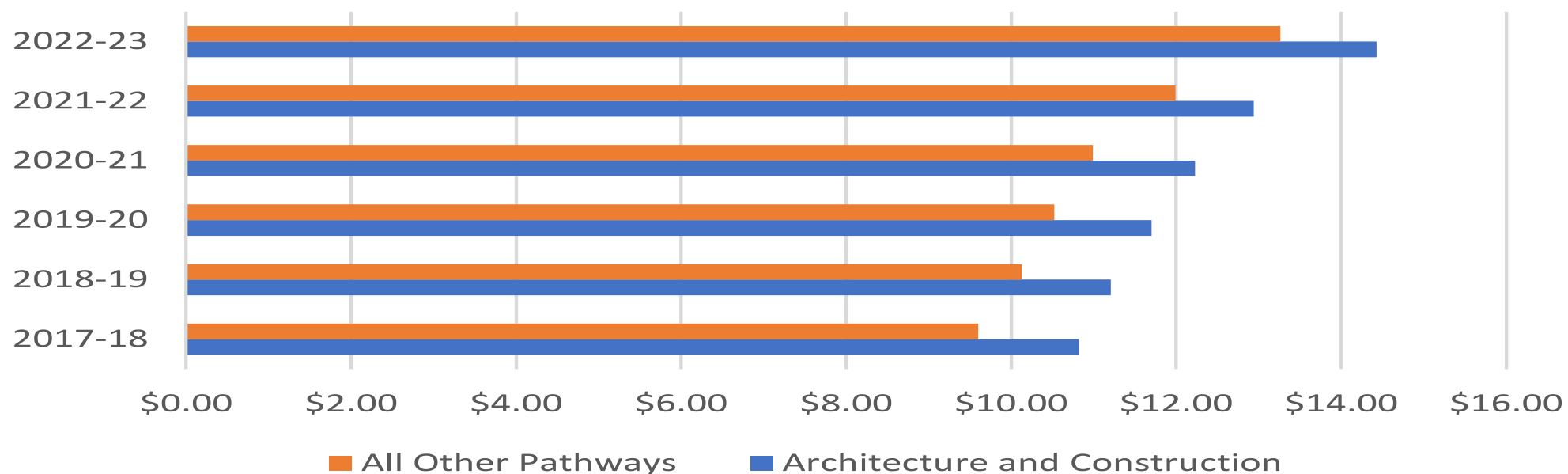


# Wisconsin Youth Apprenticeship

<b>Architecture and Construction Enrollments 2018 - Present</b>					
Pathway	2018-2019	2019-2020	2020-2021	2021-2022	2022-2023*
Architecture and Construction-Architectural Drafting	14	16	13	19	19
Architecture and Construction-Architectural Planning	5	8	3	3	4
Architecture and Construction-Carpentry	213	260	292	302	384
Architecture and Construction-Electrical	87	119	153	146	175
Architecture and Construction-Masonry/Concrete	35	53	64	65	66
Architecture and Construction-Mechanical/HVAC	50	52	81	85	99
Architecture and Construction-Plumbing	43	68	70	82	91
Heavy Equipment Operator and Operating Engineer				1	31
Gas Distribution Technician					3
Utilities Field Technician					2
Mechanical/Electrical Engineering**	41	55	37	40	31
	*Year in Progress				
	**STEM Pathway				

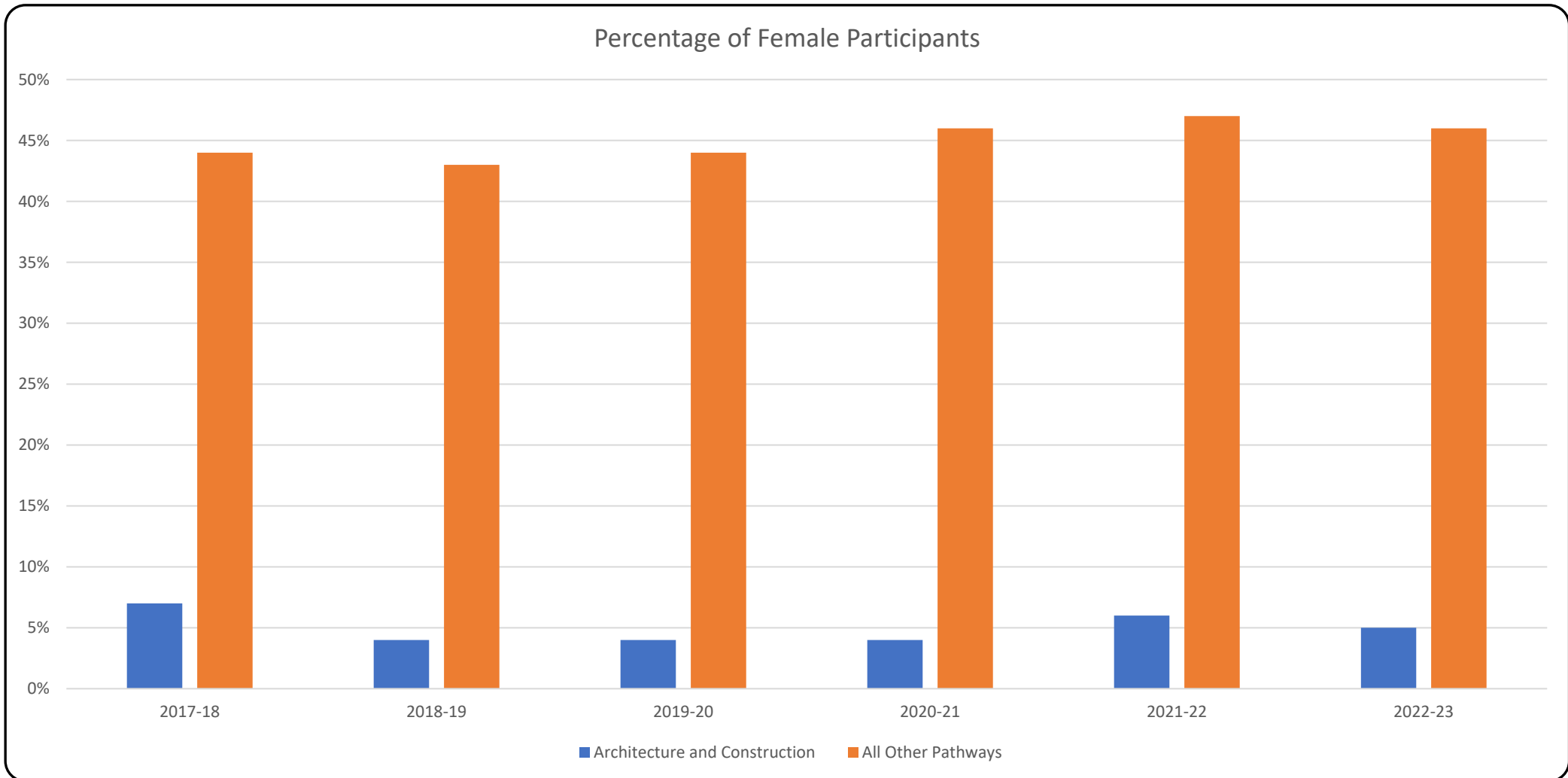
# Wisconsin Youth Apprenticeship

## Average Wage Comparison 2017 - Present



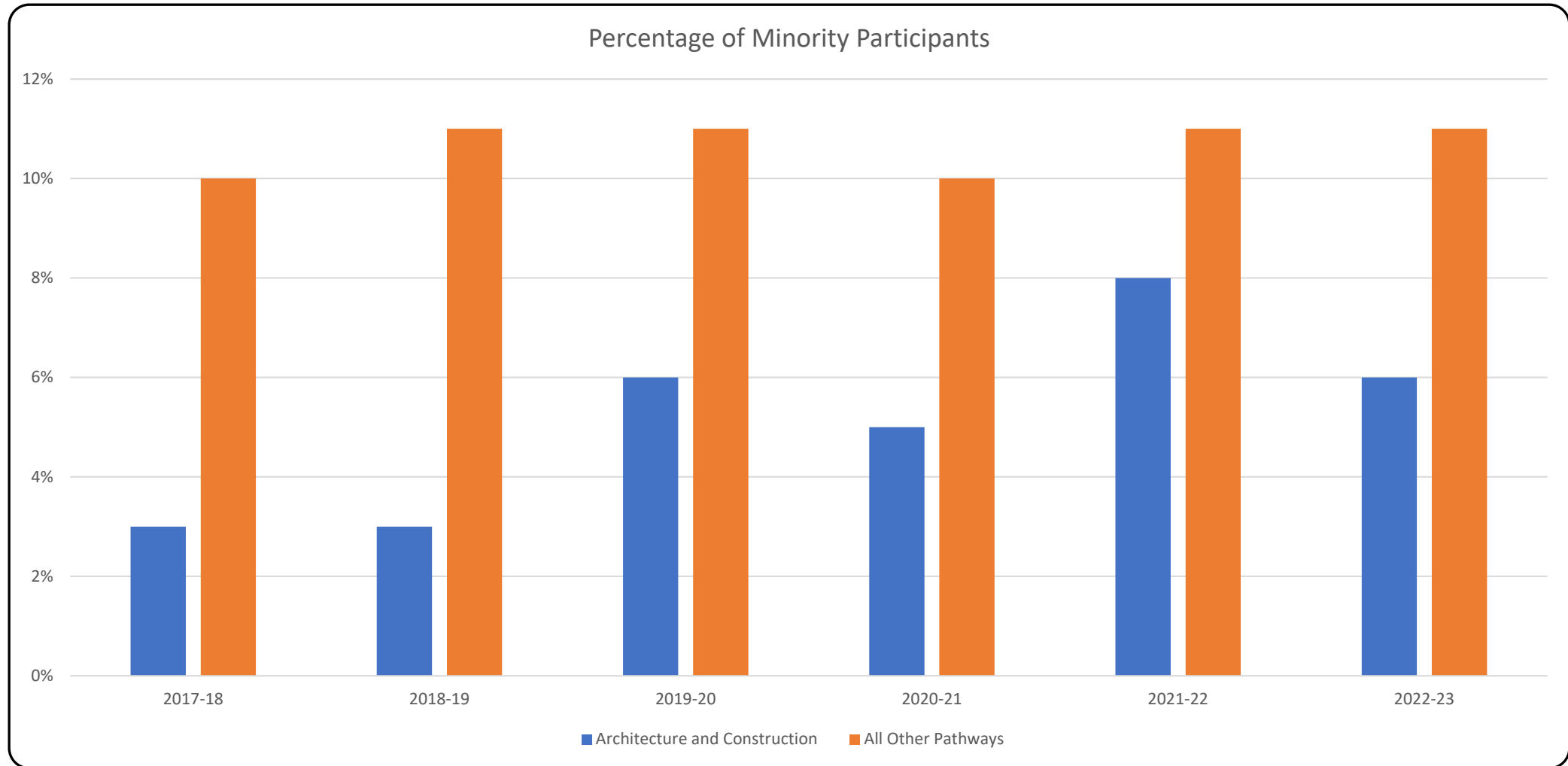
Average Wage Comparison		
Year	Architecture and Construction	All Other Pathways
2017-18	\$10.82	\$9.60
2018-19	\$11.21	\$10.13
2019-20	\$11.70	\$10.52
2020-21	\$12.23	\$10.99
2021-22	\$12.94	\$11.99
2022-23	\$14.43	\$13.26

# Wisconsin Youth Apprenticeship





# Wisconsin Youth Apprenticeship



# Questions?

---

Amy Phillips, DWD YA Program Coordinator

[amelia.phillips@dwd.wisconsin.gov](mailto:amelia.phillips@dwd.wisconsin.gov)

608.733.3914

