

# Goodnight Book Rhyming Pack



# Goodnight Book






## Activities

These fun activities are created to complement the classic book “Goodnight Moon” by Margaret Wise Brown. While it is not permissible to directly duplicate the content of the book, I have tried make it as complementary as possible.

Pages 4-5: Print on card stock or scrapbook paper to make the cards opaque. Laminate if desired. These cards can be used as a memory game or a simple matching activity for rhymes. You can also use them to review the sequence of the story.

Page 6: I Spy- As you read through the book have your child locate the pictures that match the words he/she hears.


Pages 7-11: My Goodnight Book mini-book. An emergent reader focusing on rhyming words from the story.








# My Goodnight Book



Name: \_\_\_\_\_

This is a sock.


Goodnight sock.



SOCK

This is a clock.

Goodnight clock.



clock

This is a moon.


Goodnight moon.



moon

This is a balloon.


Goodnight balloon.



balloon

This is a kitten.


Goodnight kitten.



kitten

This is a mitten.

Goodnight mitten.



mitten

This is a brush.


Goodnight brush.



brush




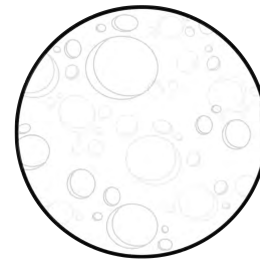



This is mush.

Goodnight mush.



mush

I can rhyme.



Draw a line to the rhyming pictures.