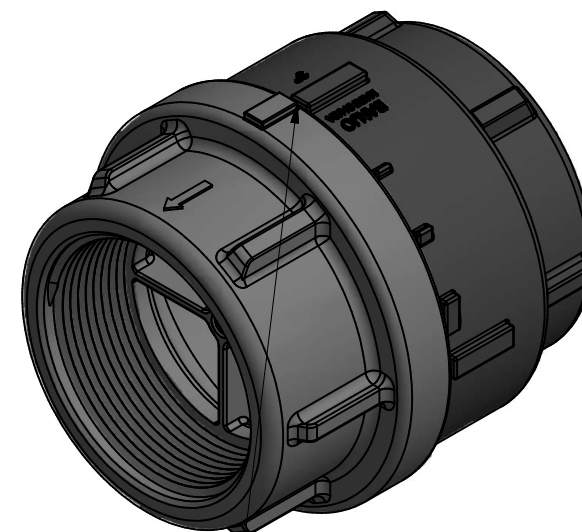
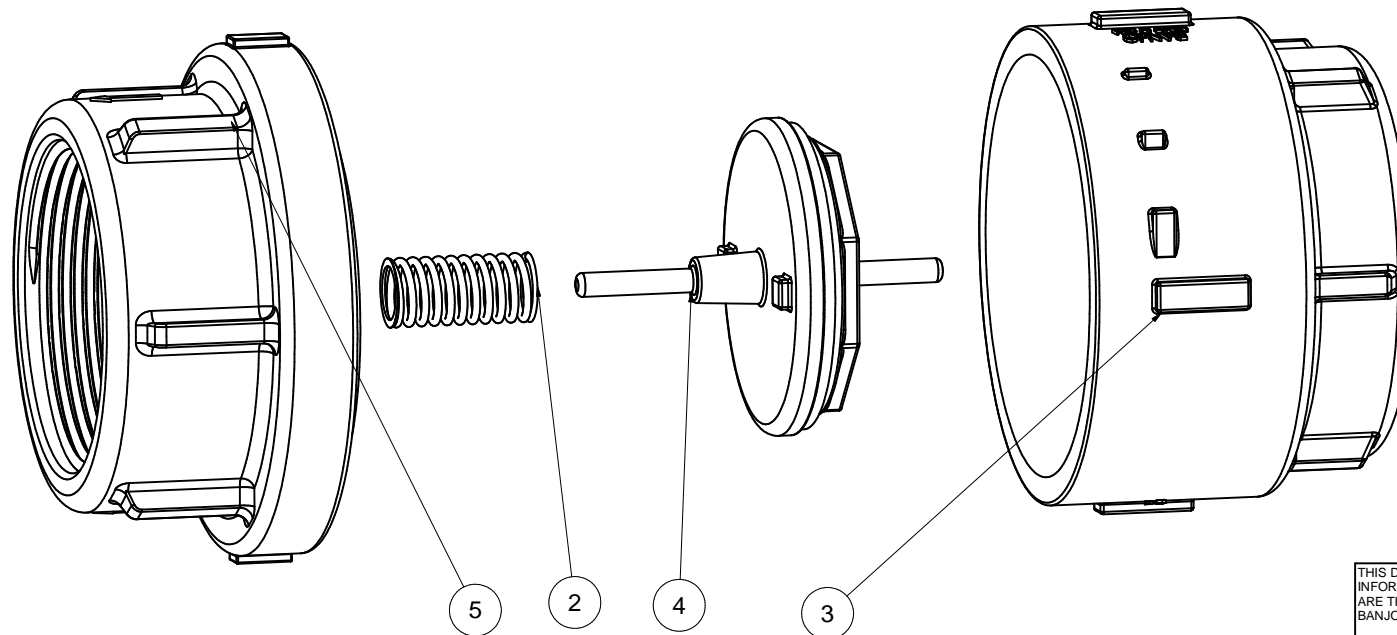
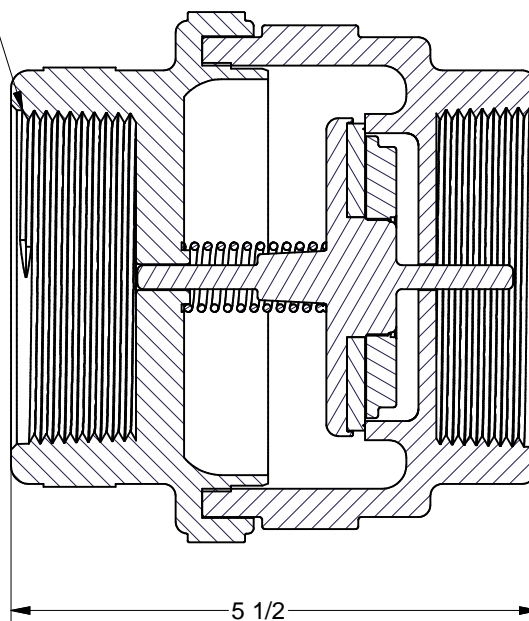


3" NPT



LUGS TO BE ALIGNED WITH EACH OTHER

NOTE:  
5 LBF SPRING INSTALLED  
POPPET RELEASE BETWEEN 1/2 & 1 PSI

THIS DRAWING AND ALL INFORMATION CONTAINED THEREON ARE THE EXCLUSIVE PROPERTY OF BANJO CORPORATION.  
UNLESS SPECIFICALLY NOTED, THIS DRAWING AND ITEMS SHOWN ON THIS DRAWING ARE SUBJECT TO CHANGE AT ANY TIME.

	
<b>BANJO CORPORATION</b> 150 BANJO DRIVE, CRAWFORDSVILLE, IN 47933 WEB SITE: WWW.BANJOCORP.COM E-MAIL: SALES1@BANJOCORP.COM	
DESCRIPTION	3" NPT CHECKVALVE
PART NUMBER	CV300V

Parts List			
ITEM	QTY	PART NUMBER	DESCRIPTION
1	1	CV1001	PSI DECAL (N/S)
2	1	CV2155	CV 5# SPRING
3	1	CV30054	3" NPT FEMALE CV BODY HALF
4	1	CV30055AV	3" FP POPPET ASSEMBLY, FKM
5	1	CV30056	3" NPT MALE HALF CV END PLATE
6	1	VL1005	FKM DECAL (N/S)



This document was created with the Win2PDF "print to PDF" printer available at  
<http://www.win2pdf.com>

This version of Win2PDF 10 is for evaluation and non-commercial use only.

This page will not be added after purchasing Win2PDF.

<http://www.win2pdf.com/purchase/>