

A close-up photograph of a hand pointing at a tablet device. The background is a blurred library or bookstore with bookshelves.

School-Based ACCESS Program (SBAP)


Breakout Session B:
Random Moment Time Study (RMTS)

FY2017-2018 Statewide Training

What is Random Moment Time Study
(RM'TS) ?

Random Moment Time Study (RMTS) Overview

- What is RMTS?
 - Determines on a statewide basis how frequently participants are involved in a Medicaid reimbursable activity
 - Required to support Medicaid claims for participating LEAs
 - Based on 'moments' that are equal to one minute
 - Moments are randomly assigned
 - Participants are asked to document their activity during that assigned moment
 - An accurate and candid response from the participant is critical to a successful and valid time study

	Were you working during your sampled moment?
1	Who was with you?
2	What were you doing? Please be as specific as possible.
3	Why were you doing this activity?
4	Is this activity regarding a Special Education student?
5	Is the service you provided part of the child's IEP?

Responding to a moment should take a participant no more than **five** minutes.

Random Moment Time Study and SBAP Reimbursements

Understanding Relationships



Staff Pool List
Calendar
Shifts



Response
Timeliness
Clear and
Accurate
Answers



SBAP
Reimbursement
Impact

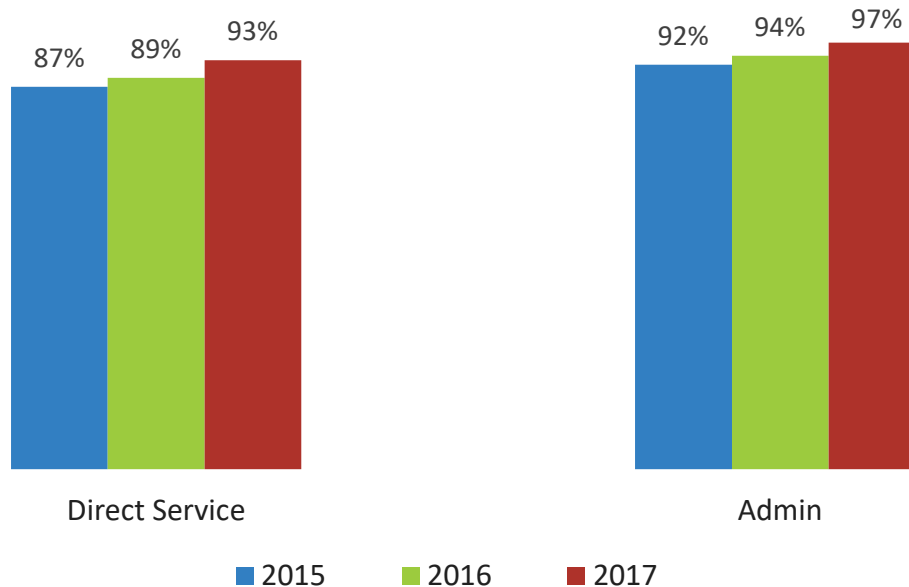


Random Moment Time Study and SBAP Reimbursements – Answering the Moment

Defining Compliance - 85% Response Rate Requirement


RMTS response rate has steadily improved over time in Pennsylvania

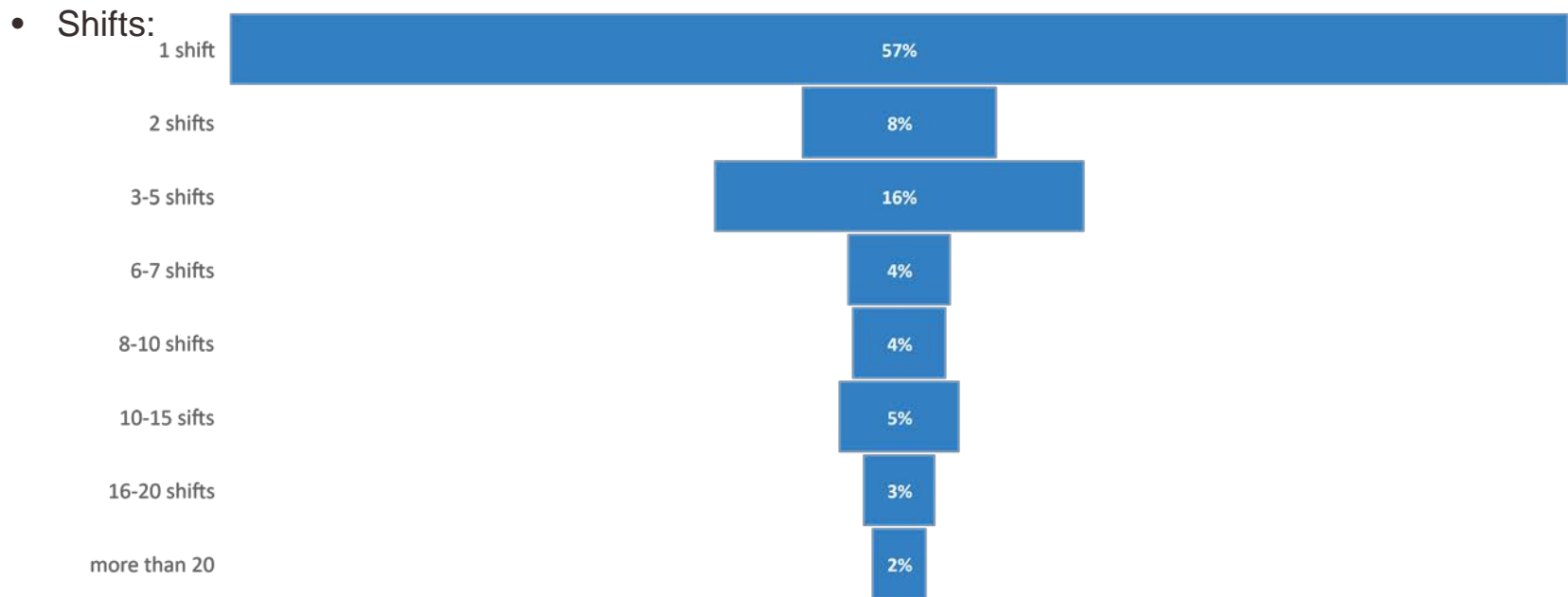
- Notable and regional LEA response rates



Is the response rate more important than the response?

Random Moment Time Study and SBAP Reimbursements – Best Practices

- Are **eligible** staff included on your time study roster
 - Direct Service - Defining Eligibility
 - Admin – What are the potential Moment responses?
- Managing Vacancy Positions
 - Oct-Dec 2017 Total **651** 
- Making real-time **replacements** to staff which no longer work at the LEA
- Understanding your calendar and ensuring your calendar is correct ✔ Certified and Approved



Discussion - understanding how this impacts your SBAP reimbursements

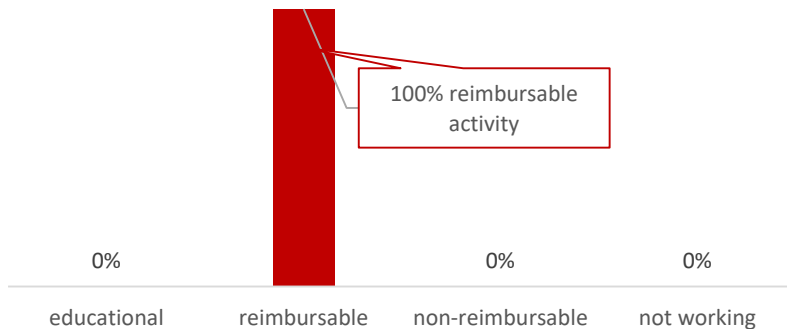
Random Moment Time Study and SBAP Reimbursements - Response percentages and cost allocations

- Do more participants on your time study roster equal more reimbursements?
 - Reimbursable activities
 - Non-reimbursable activities

Scenario 1

10 
Positions

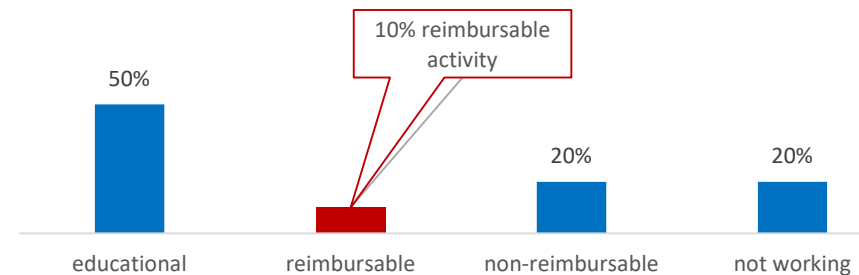
10 
Moments



Scenario 2

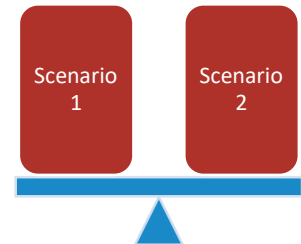
100 
Positions

100 
Moments



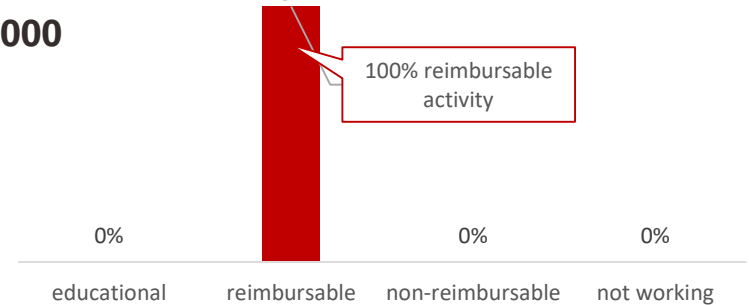
Random Moment Time Study and SBAP Reimbursements - Response percentages and cost allocations – Reporting costs per positions

- Do more costs reported equal more reimbursements?
 - MAC calculation example
- Scenario 1:
 - 10 positions to report costs and each position costs \$100
10 positions * \$100 cost per position equals total of \$1,000 in costs
- Scenario 2:
 - 100 positions to report costs and each position costs \$100
 - 100 positions * \$100 cost per position equals total of \$10,000 in costs
- Discussion
 - Is \$10,000 in costs better than \$1,000 for your reimbursement?
 - Is one better than the other? The LEA must determine...

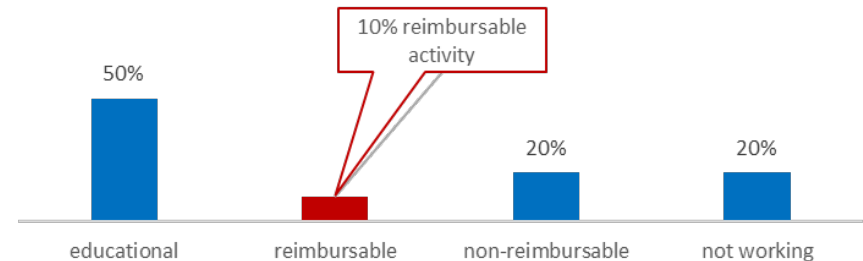


Random Moment Time Study and SBAP Reimbursements - Response percentages and cost allocations – Applying the Statewide RMTS percentage

- Scenario 1:
 - \$1,000 in costs multiplied by 100% reimbursable activity percentage:
 - Costs to include in your reimbursement **\$1,000**



- Scenario 2:
 - \$10,000 in costs multiplied by 10% reimbursable activity percentage:
 - Costs to include in your reimbursement **\$1,000**



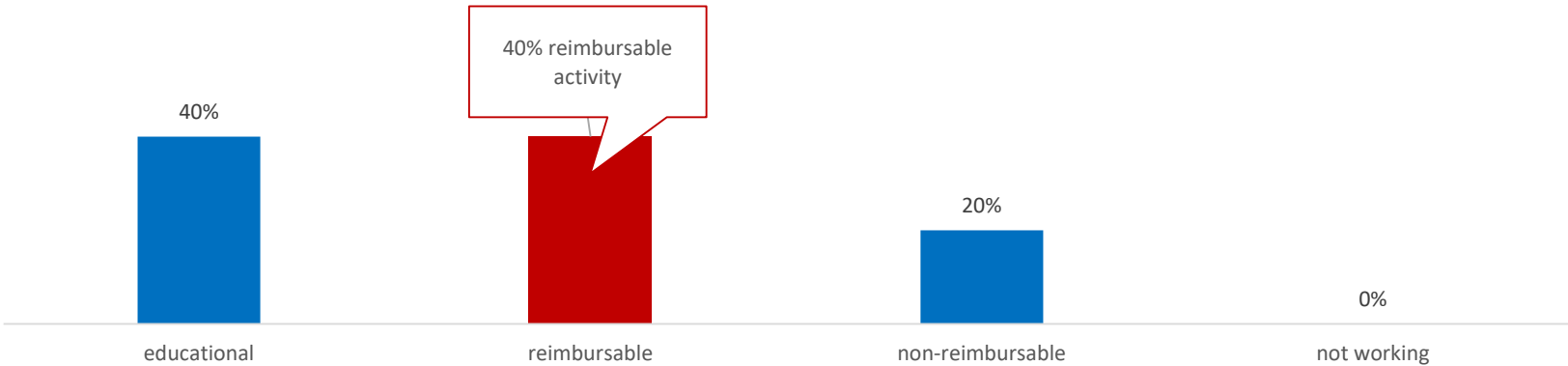
What about a scenario 3?

Random Moment Time Study and SBAP Reimbursements - Response percentages and cost allocations

Scenario 3

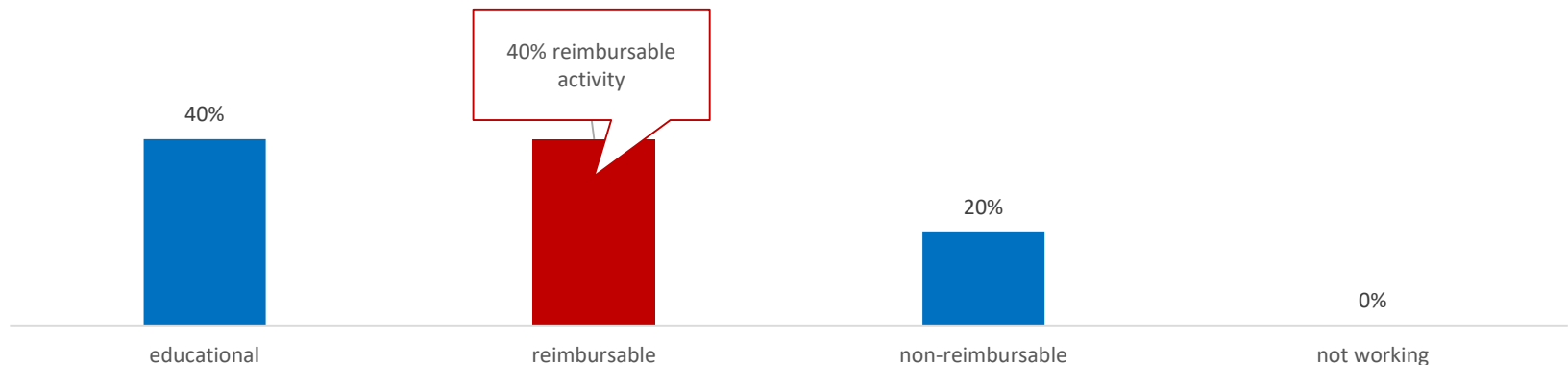
70 
Positions

70 
Moments



Random Moment Time Study and SBAP Reimbursements - Response percentages and cost allocations – Reporting costs per positions

- **Scenario 3** – removing staff or adding shifts to identify when staff are working
 - 70 positions to report costs and each position costs \$100
70 positions * \$100 cost per position equals total of \$7,000 in costs
 - \$7,000 in costs multiplied by 40% reimbursable activity percentage:
 - Costs to include in your reimbursement **\$2,800**
- **Managing the staff pool list to focus on active staff and identifying staff that are working resulted in higher costs to include in your reimbursement**



Random Moment Time Study and SBAP Reimbursements – Bringing it all together

- Statewide reimbursement implications from individual LEA decisions
- Understanding the 3 scenario's and how each could impact statewide results
- Discussion –
 - What are the pro's and con's of each scenario?
 - Do more costs reported always result in higher reimbursements?
 - LEA local decisions

Questions

Lot 1 Contractor – Public Consulting Group (PCG):

1-866-912-2976

SBAPsupport@pcgus.com

RMTS Training Survey

We want to hear from you!

Please provide feedback on our RMTS session by completing this short survey:

<https://www.surveymonkey.com/r/C58NP22>