

# RIVET

PRESENTS

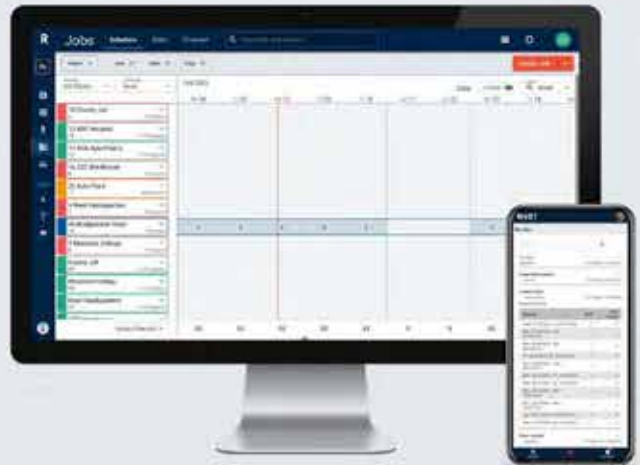
## IEC Rocky Mountain Free Lunch & Learn

Learn how to move your labor operations to digital workflows!

Tuesday, February 21, 12PM MST to 1:30PM MST



Partnered with IDEAL Electrical








**Does your labor demand match your workforce? Do your scheduled rosters align with labor hours forecasted in real time every day? Do you go over labor budget or over project timeline?**

The most common labor challenges can be costly, like finding qualified workers just in time, coordinating job site credentials and certifications, backfilling absences or avoiding overtime.

If you spend 40-60% of your budget on labor, the cost of a good software solution is not only justified, it's critical to managing your field and growing your business.

### Topics Covered

-  Learn how to evaluate new software
-  Review example workflows
-  Understand how long it should take to adopt software
-  Discover the latest RIVET features
-  Q&A

### Speakers

**Ryan Miett**  
RIVET | CEO



**Cedric Kennedy**  
RIVET | Director of Business Development



**Kerri Williams**  
IDEAL Industries Inc. | Senior Area Sales Manager



# RIVET

# How to choose a labor management software

## Start by asking around

1

Check with other field leaders, schedulers, operations teams to learn from their successes and mistakes. Find software that specializes in subcontractor workflows. Evaluate if you want software for service groups or for commercial/longer-term projects.

2

## Getting a demo and a trial is free

A product demo video call is 30 minutes. A good partner has people ready to look at your current workflows and show you how to migrate them to software. Ask for references from current customers.

## Evaluate if the software solves your problems

3

Does your labor demand match your workforce? Do your scheduled rosters align with labor hours forecasted in real time every day? Do you go over labor budget or over project timeline? Do you take hundreds of calls and texts from the field every day?

4

## Determine if the software can save you money

Not only should it save you money, it should have a return on investment. Find out how quickly the software subscription can pay for itself. Imagine if software could save you just one hour per month per worker in productivity. If you spend 40-60% of your budget on labor, the cost of a good software solution is not only justified, it's critical to monitoring your costs.

## Confirm it's easy to use and well supported

5

Software doesn't have to be intimidating, it should look and feel easy to use. Don't settle for less. You want the people using spreadsheets, magnet boards and paper forms at your company to feel empowered, not frustrated. A good software partner never stops updating their features, and updates them often. Look for software that is continuing to innovate and works with you to configure your experience the way you want it.

# IEC example workflows

Contractor	Old Workflows	New Digital Workflows	Benefits
<b>Ridgeline Electric</b>	Spreadsheets.	Forecast with bell curve that publishes open positions to gantt job schedules in RIVET.	Labor utilization monitoring from estimates to actuals.
<b>Look Electric</b>	Spreadsheets printed on paper for every labor meeting. Very long sequences of paper taped together to show job schedules into the future. Paper copies of job actuals discussed in labor meetings.	Using the Job Actuals feature RIVET worked with them to implement. Being able to see at a glance where the workforce is allocated and whether a project is ahead or behind schedule.	More efficient in labor meetings and better connectivity across teams. Less handwritten notes and chances for data entry to be missed. Back office is on the same page, making it easier to ensure workers in the field can focus on assignments.
<b>Bret's Electric</b>	Had to send out multiple texts and emails. Constantly updating workers on schedules and locations.	Using RIVET to seamlessly update workers of assignments and job changes. Instead of a new job roster needing a new text group set up, RIVET automatically sets that group up for them, taking out the needless data entry.	Saving time by not having to restructure text or email recipients manually. Saving confusion by automatically creating a text group that needs to be notified about a specific job. No longer sending people the wrong information and then working double and having to send out the correct information again.
<b>LEI</b>	One person handling assigning and dispatching labor on a number of jobs. Feeling burnt out.	Adopting RIVET as a streamlined way to accomplish the assigning and dispatching of labor, updating worker availability.	The scheduler gets time back in their day. Feeling less frantic and stressed about the workload. Same amount of assignments and dispatches, made easier with RIVET implementation.
<b>Ohio Valley Electric</b>	Had multiple computer programs tracking budgets and labor hours.	Working with RIVET integrated with their current software.	Taking time away from data entry. Giving them more visibility in terms of labor hours and progress on jobs. RIVET's intuitive interface makes tracking budgets easier.

How long does it take to adopt software?

# Transform your Labor Management System in **one week\*** with RIVET

1

## Configure Roles & Permissions

ESTIMATED TIME: 1 DAY

[See Examples](#)

[bit.ly/3fV5xsM](https://bit.ly/3fV5xsM)



- Determine which teams will use RIVET. We recommend schedulers to start. Add your field leaders and project managers later.
- Determine access rights for your team

2

## Import your data

ESTIMATED TIME: 1 to 7 DAYS

[Learn More](#)

[bit.ly/3th3thV](https://bit.ly/3th3thV)



- Bulk import your workers, jobs, and equipment.



### RIVET Tips

Make sure you have a company executive sponsoring the rollout

Use RIVET for your weekly labor planning. Share your daily Roster report with your team to show immediate value.

3

## Explore the application

ESTIMATED TIME: 7 - 14 DAYS

[Learn the Features](#)

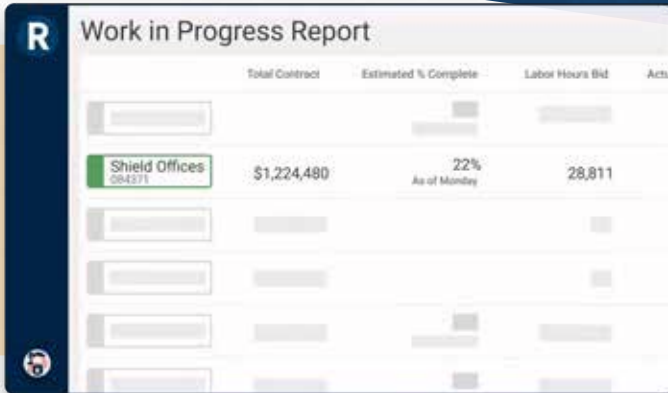
[bit.ly/3EmJGUD](https://bit.ly/3EmJGUD)



- Build a schedule and publish a forecast
- Implement RIVET into your existing workflow

\*Onboarding times may vary if you have a team and additional software to integrate

# What's new since the last time we visited IECRM?

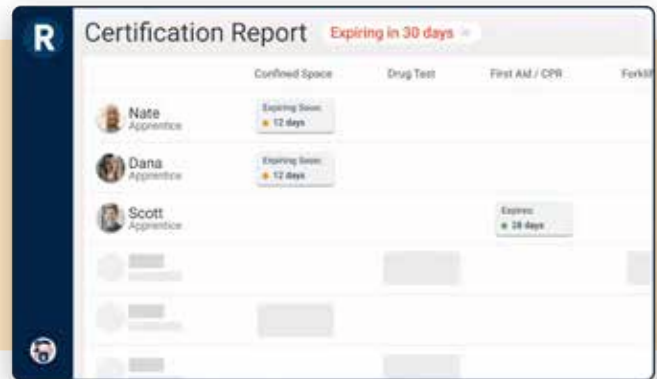


## WIP Reports

Keep tabs on job actuals throughout the course of a project to help you stay on time and under budget. Track material and labor budgets, hours forecasted, percentage complete and more with the touch of a button.

## Certification Reports

Streamline your processes by providing a central database accessible throughout your organization. Workers can show their active certs to field leaders when they arrive on site and admins get notified when a worker's cert is nearing expiration.



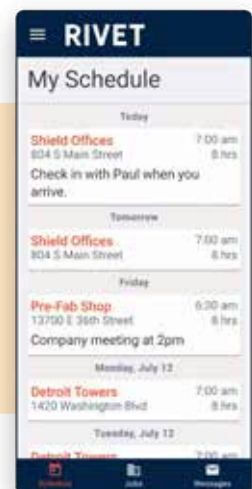
## Bell Curve Forecasting

Ramp up the workforce to get your jobs done on time. Dictate labor by job duration or average worker amount and let RIVET do the math. Then, automatically feed forecast numbers to your schedule.



## Mobile Schedule View

Workers getting to the correct jobsite on time is the backbone of successfully completing projects on time and under budget. Using the Mobile Schedule view, your workers will be able to see where their next assignment is and when they're set to arrive, without calling or texting you for an update.



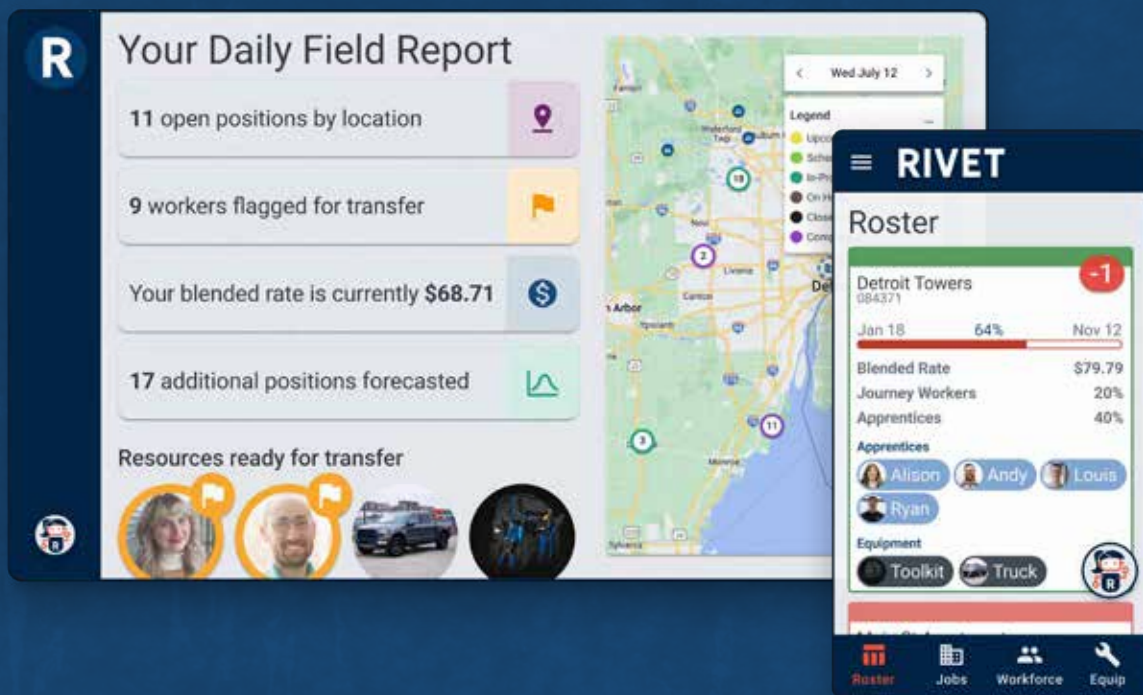


Partnered with the Electrician's Champion™

# Labor Ops software for construction contractors

RIVET streamlines your forecast, schedule and field communication to maximize labor utilization and grow your business.

Schedule a demo at [www.rivet-work.com](http://www.rivet-work.com)



# RIVET

— Proudly in Detroit, MI —

