


Dawn® Dishwashing Liquid

... More than dishes and ducks



PLANTS

Dawn is a safe, effective way to repel insects from your houseplants, including aphids, spider mites, and mealybugs. Put a drop of Dawn dish soap in a spray bottle, fill the rest of the bottle with water, shake well, and mist your household plants with the soapy water.



HAIR MISHAPS

Kids put the weirdest things in their hair. Dawn is mild enough to use on their hair to remove most types of grease and oils. If Junior gets gum in his hair, rub some peanut butter or olive oil in the area to remove the gum and follow up with the Dawn to remove the oils. Dawn is also good to use on grown-up hair to remove excess oil and product build-up. Done once a month, this will save you from having to buy expensive salon products that do the same.



TUB & SHOWER CLEANER

Take a spray bottle and fill it halfway with white vinegar. Heat in the microwave until warm (*NOT HOT*) and then fill the rest of the way with Dawn dish soap. Put a lid on and shake to mix well. Spray on your tub and shower walls. Allow to sit for a few minutes and rinse away. It will melt all the gunk, slime, sludge and other stuff that builds up including that unsightly bathtub ring.

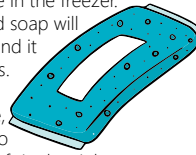
CLEANER

Place a drop of Dawn in a spray bottle with 8 ounces of water. Great for cleaning ceramic tiles, no-wax linoleum floors, bathroom and kitchen counters, sinks and toilets.



ICE PACKS

Partially fill a sturdy zip-type sandwich bag with Dawn, seal it and place in the freezer. Close and freeze. The liquid soap will remain cold much longer, and it can be refrozen many times. It will conform to any body part and when you're done, you'll have plenty of soap to finish the dirty dishes you left in the sink.



PEST FREE PETS

The pH of Dawn is around 7, (neutral) so it is safe to use on dogs and cats. If your furry friends have unwanted pests taking up residence in their fur, bathe them with Dawn. Dawn will kill the fleas on contact, is better for your pet, and your pocketbook!



SIDEWALK DE-ICER

For icy steps and sidewalks, mix 1 teaspoon of Dawn dish soap, 1 tablespoon of rubbing alcohol, and 1/2 gallon hot/warm water and pour over walkways. They won't refreeze. No more salt eating at the concrete in your sidewalks and it's safe for Fido too!

POOL CLEANER



Squirt Dawn soap down the middle of the pool and all of the dirt, suntan lotion, etc. will move to the edges of the pool for easy clean up! AND it makes the pool sparkle.



POISON IVY

Poison ivy spreads through the oil within the blisters. Washing the affected area with Dawn helps dry up the fluid AND keeps it from spreading. Using this method is especially useful for children (or adults) who keep scratching the blisters open.

PRE-TREAT OILY STAINS

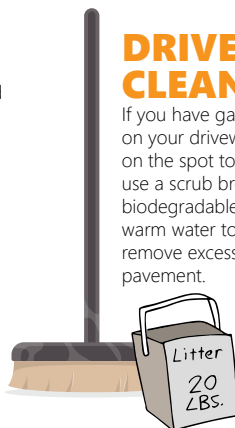


There you are, eating a greasy burrito and loving life when you spill it on your favorite shirt. No need to panic, you can get it out with Dawn. Use this tip on all oil-based stains such as lipstick, grease, butter, motor oil, cooking oil, etc.


Just apply some Dawn directly to the stain and scrub with a small brush until the oil is removed, and then toss it in the laundry!

DRIVEWAY CLEANER

If you have gasoline or motor oil stains on your driveway, first sprinkle kitty litter on the spot to absorb excess oil. Then use a scrub broom and a solution of biodegradable Dawn dish soap and warm water to safely and effectively remove excess motor oil from the pavement.



UNCLOG TOILET



Clear out a clogged toilet by pouring a cup or so of Dawn dish soap into the toilet bowl, and allow it to sit for 15 minutes. Follow with a bucket of hot water poured from waist height, and your toilet should be clog-free!