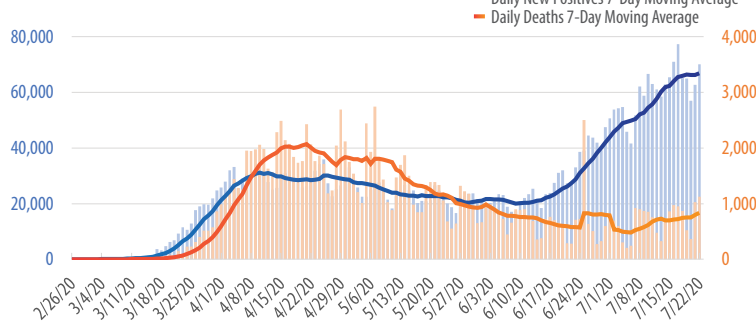


First Trust

COVID-19 TRACKER

Daily Reported New Positive COVID-19 Tests vs. Daily Reported Deaths from COVID-19 in the U.S.

February 26, 2020 - July 22, 2020



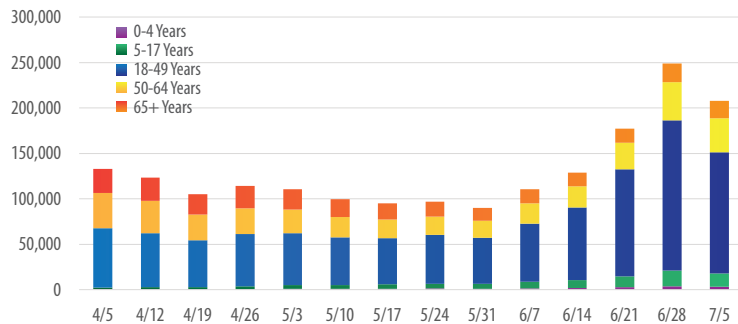
Source: Covidtracking.com



Prior to COVID-19, the **median U.S. hospital margin was 3.5%**. Median margins are **forecast to drop to -3%** in Q2 2020; however, those margins **would have been -15% without CARES Act funding.**²

Weekly Number of Positive COVID-19 Tests by Age Group for Commercial and Public Testing

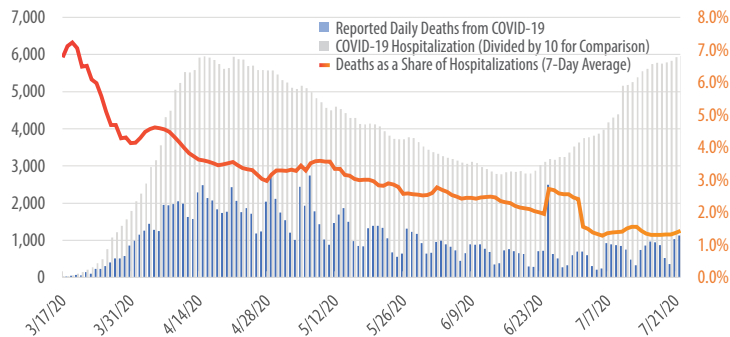
Weeks ending April 5, 2020 - July 5, 2020



Source: CDC.gov, National Center for Immunization and Respiratory Diseases

Deaths as a Share of Hospitalizations in the U.S.

March 17, 2020 - July 22, 2020

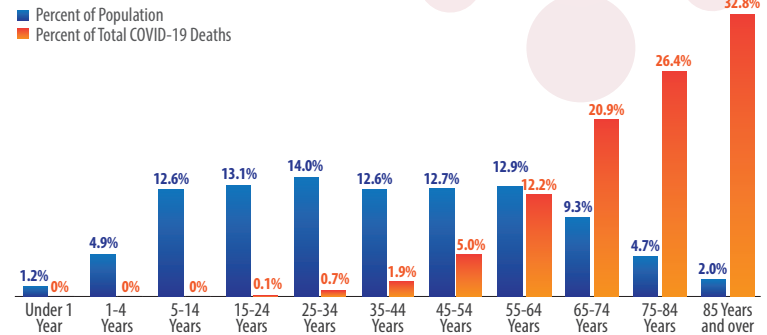


Source: Covidtracking.com

As of July 10, 2020, there were **132,580 total business closures** on Yelp since March 1, 2020. **72,842** of these businesses, **or 55%**, have permanently closed, never to open their doors again.¹

Deaths by Age vs. Share of Population in the U.S.

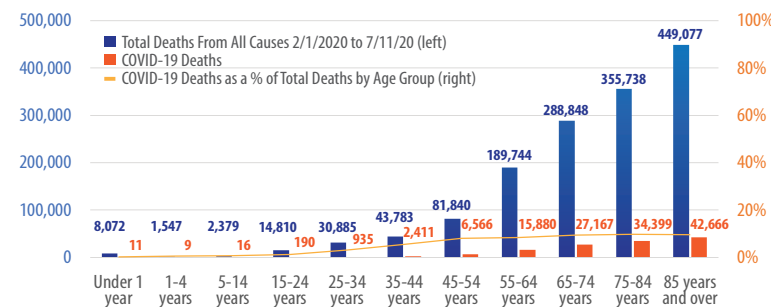
As of July 18, 2020



Source: CDC.gov, National Center for Health Statistics

Total Deaths and COVID-19 Deaths by Age Group

February 1, 2020 - July 11, 2020



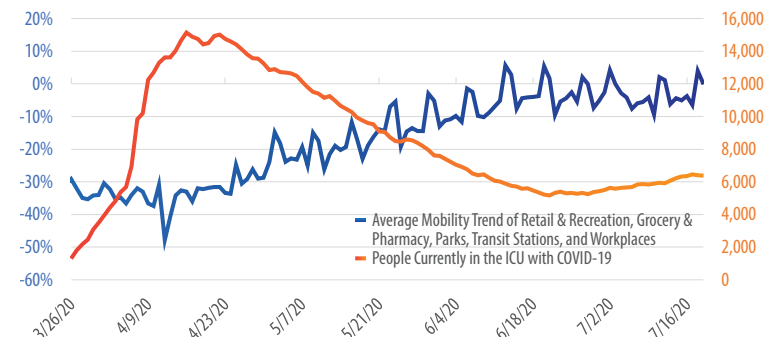
Source: CDC.gov, National Center for Health Statistics



As of July 18, 2020, the CDC lists **3,721 COVID-19 deaths with comorbidities** of "Intentional and unintentional injury, poisoning and other adverse events." Some examples include motor vehicle accidents, falls, suicide and homicide.³

ICU Admissions vs. Mobility in the U.S.

March 26, 2020 - July 19, 2020



Source: Google LLC "Google COVID-19 Community Mobility Reports", Covidtracking.com