

ECS-TXO-3225MV HCMOS SMD TCXO MultiVolt™ capability of 1.7 ~ 3.6V. The 3.2 x 2.5 x 1.2 mm ceramic package is ideal for portable, wireless applications where stability is critical.

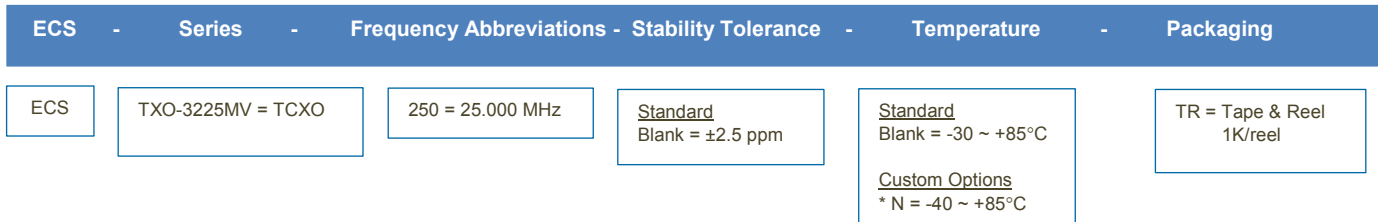
OPERATING CONDITIONS / ELECTRICAL CHARACTERISTICS



- HCMOS TCXO
- 3.2 x 2.5 mm Footprint
- MultiVolt™ (1.7 ~ 3.6V)
- PbFree/RoHS Compliant
- MSL 1
- Lead Finish Au
- Compatible with 1.8V, 2.5V or 3.3V Power Supply

Parameters	Conditions	ECS-TXO-3225MV			Units
		MIN	TYP	MAX	
Frequency Range		8.000		60.000	MHz
Operating Temperature	* Standard	-30		+85	°C
Storage Temperature		-40		+90	°C
Input Voltage	VDD	+1.7		+3.6	VDC
Frequency Stability	Vs. Temp (-30 ~ +85°C)			±2.5	PPM
	Vs. Supply Change (±5%)			±0.3	PPM
	Vs. Load Change (±5%)			±0.3	PPM
	Vs. Aging/Year			±1.0	PPM
Frequency Tolerance	@ +25°C ±2°C			±1.5	PPM
Current Consumption				6.0	mA
"0" Level	VOL			10% Vdd	VDC
"1" Level	VOH	90% Vdd			VDC
Output Symmetry	@50% VDD Level			45/55	%
Rise and Fall Times	10% VDD to 90% Level			5	ns
Output Load	CMOS			15	pF
Start-up Time				10	mS
Phase Noise	@ 10 KHz Offset		-145		dBc/Hz

Part Numbering Guide: Example ECS-TXO-3225MV-250-TR





ECS-TXO-3225MV

MultiVolt™ HCMOS TCXO



Package Dimensions (mm)

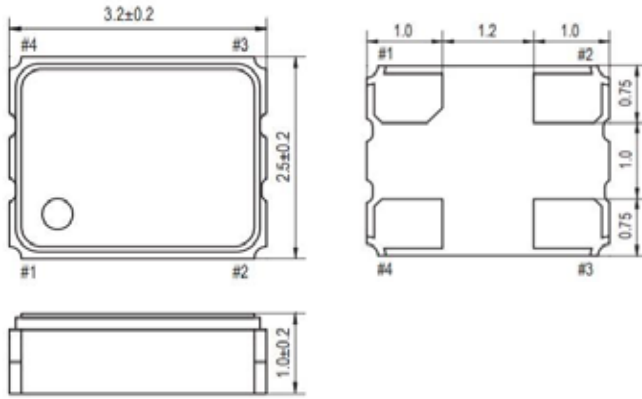


Figure 1) Top, Side, and Bottom views

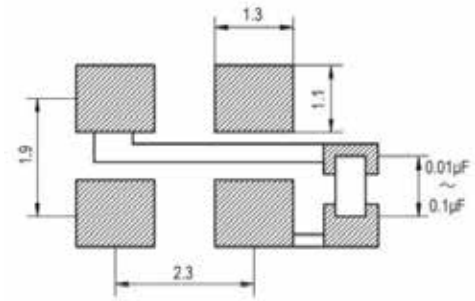


Figure 2) Land Pattern

Pin Connections	
#1	Tri-State
#2	Ground
#3	Output
#4	VDD

Tri-State Function	
Pin 1	Output
High or NC	Active
Low	Disable High-Z

Developed Frequencies	
* Abbreviation	Frequency (MHz)
100	10.000
120	12.000
122.8	12.288
147.4	14.7456
160	16.000
200	20.000
250	25.000
270	27.000
500	50.000

