

The ECS-2520MV is a miniature SMD HCMOS Oscillator with MultiVolt™ capability of 1.6 ~ 3.6 V. The 2.5 x 2.0 x 0.8 mm ceramic package is ideal for LoRa WAN, Low Power/Portable, Industrial and IoT applications.

OPERATING CONDITIONS / ELECTRICAL CHARACTERISTICS



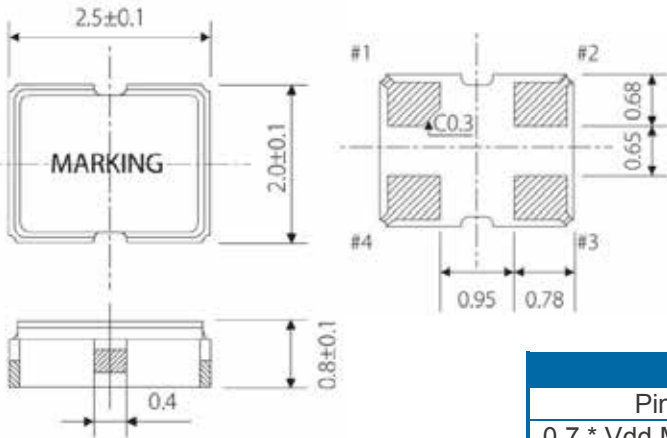
- 2.5 x 2.0 mm Footprint
- Extended Temp Range
- RoHS Compliant
- Wide Supply Voltage
- Low Jitter
- Compatible with 1.8V, 2.5V or 3.3V Power Supply

PARAMETERS	CONDITIONS	ECS-2520MV			UNITS
		MIN	TYP	MAX	
Frequency Range		0.750		60.000	MHz
* Frequency Stability	-40 ~ +85°C (BN Opt)			±50	ppm
Supply Voltage		1.6		3.6	V
Output Load	CMOS			15	pF
Output voltage Level	VOL: 10% Vdd max. / VOH: 90% Vdd min. V DC				
Rise & Fall time	10% Vdd – 90% Vdd			7	ns
Start Up Time	@ 90% Vdd			5	mS
Phase Jitter	12 kHz to 5 MHz			1	pS
Duty Cycle	@ ½ Vdd			45/55	%
Standby Current				10	µA
Operating Temp*		-40		+85	°C
Storage Temp		-55		+125	°C

CURRENT CONSUMPTION mA Max

FREQ.	~ 19 MHz	~ 39.9 MHz	~ 50 MHz	~ 60 MHz
+1.8V	2.5	3.0	3.5	4.0
+2.5V	4.5	5.5	6.5	7.0
+3.0V	5.5	6.5	7.5	8.0
+3.3V	6.0	7.0	8.0	8.5

DIMENSIONS (mm)



PAD CONNECTIONS	
1	Tri-state
2	Gnd
3	Output
4	Vdd

Tri State Function	
Pin 1	Output
0.7 * Vdd Min or NC	Active
0.3 * Vdd Max.	High Impedance

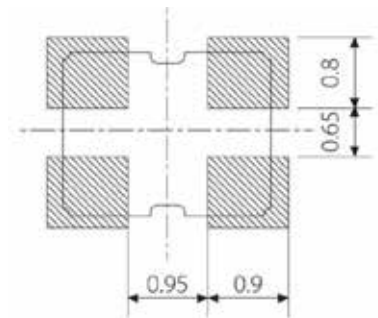


Figure 1) Top, Side, and Bottom views

Figure 2) Suggested Land

PART NUMBERING GUIDE: Example ECS-2520MV-250-BN-TR

ECS	SERIES	FREQUENCY ABBREVIATION	* STABILITY	TEMP RANGE	PACKAGING
-----	--------	------------------------	-------------	------------	-----------

ECS

2520MV
2.5 x 2.0 mm
MultiVolt™ Oscillator

250 = 25.000 MHz
See Developed
Frequencies Pg.2

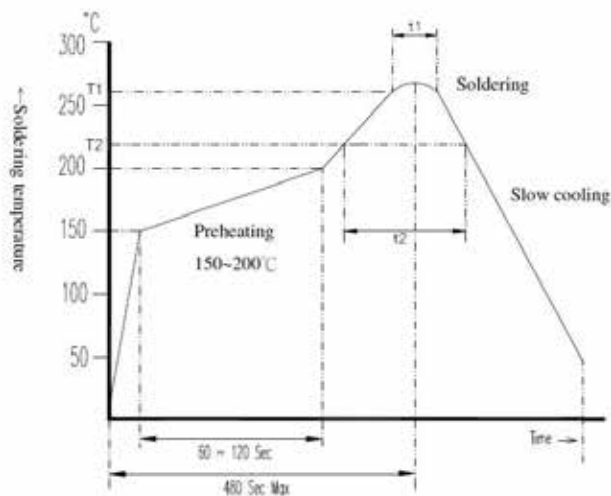
A = ±100 ppm
B = ±50 ppm
C = ±25 ppm
D = ±20 ppm

M = -20 ~ +70°C
N = -40 ~ +85°C

-TR = Tape & Reel
3K/Reel

DEVELOPED FREQUENCIES

FREQUENCY MHz	CODE
4.000	040
8.000	080
12.000	120
16.000	160
24.000	240
25.000	250
26.000	260
32.000	320
33.3333	333.3
48.000	480
50.000	500

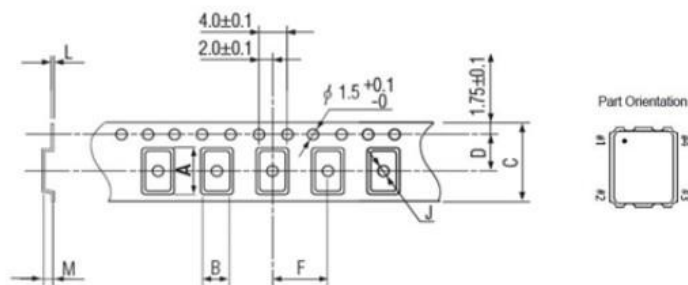


Application / Temperature Time	T1 / t1	T2 / t2
Lead Free	260 ± 5°C / 10 ± 5 Sec Max.	217°C Min / 60 ~ 150 Sec
Non-Lead Free	260 ± 5°C / 10 ± 5 Sec Max.	183°C Min / 60 ~ 150 Sec

SOLDER PROFILE
Peak solder Temp +260°C ±5°C 10 ±5 Sec Max.
2 Cycles Max.
MSL 1, Lead Finish Au

Figure 3) Suggested Reflow Profile

POCKET TAPE DIMENSIONS (mm)



A	B	C	D	F	J	L	M	Reel Dia.	Qty/Reel
2.8	2.3	8.0	3.5	4.0	1.0	0.25	1.1	180	3000pcs