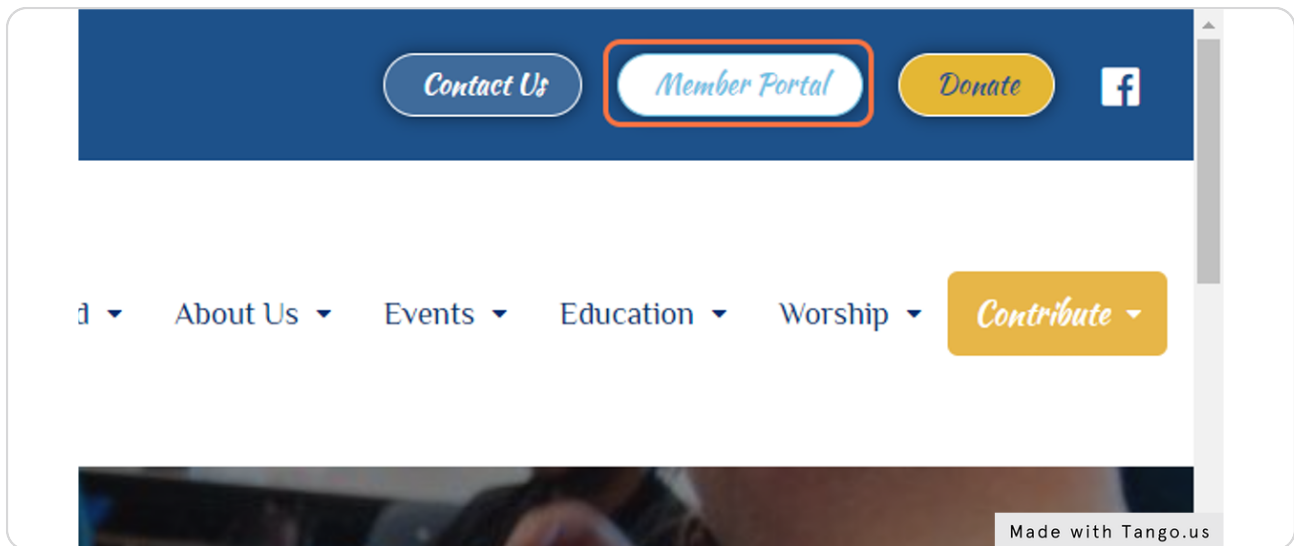


STEP 1

Go to Congregation Etz Hayim – A warm and inclusive Conservative Shul in Arlington, VA – www.etzhayim.net

STEP 2

Click on "Member Portal"



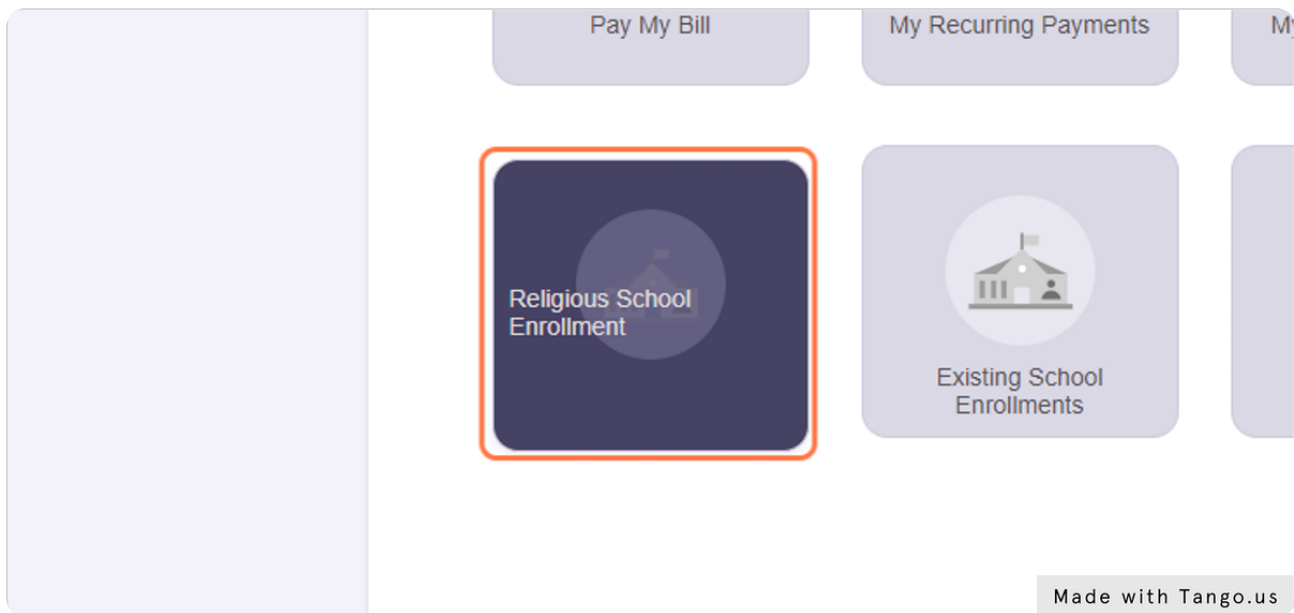
STEP 3

Click on "My Account"



STEP 4

Scroll down and click on "Religious School Enrollment" icon



STEP 5

Type the last name on your family's account (name will autofill if you are logged into Shulcloud)

A screenshot of a web form titled 'School Enrollment' in a large blue font. Below the title is the question 'Which family would you like to enroll?'. There is a text input field with the word 'Test' inside it, and the text 'None Set' to its right. The input field is highlighted with a thick orange border. Below the input field is a 'Continue' button. At the bottom right, there is a small grey box that says 'Made with Tango.us'.

STEP 6

Click on Continue



School Enrollment

Which family would you like to enroll?

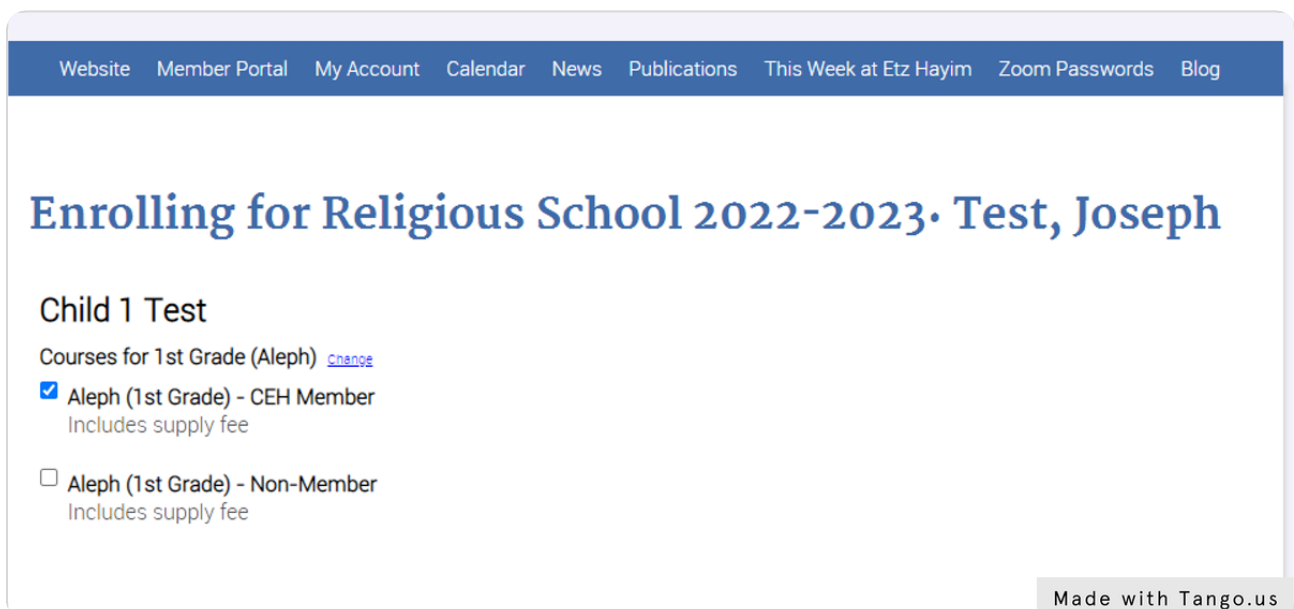
Test, Joseph

Continue

Made with Tango.us

STEP 7

Select student and grade and click on "Continue." Repeat for additional students.



Website Member Portal My Account Calendar News Publications This Week at Etz Hayim Zoom Passwords Blog

Enrolling for Religious School 2022-2023• Test, Joseph

Child 1 Test

Courses for 1st Grade (Aleph) [Change](#)

☒ Aleph (1st Grade) - CEH Member
Includes supply fee

☐ Aleph (1st Grade) - Non-Member
Includes supply fee

Made with Tango.us

Created in seconds with

Tango