

TAMPA'S WESTSHORE DISTRICT QUICK FACTS

SIZE & LOCATION

Westshore District = 7,650 Acres
Boundaries = approximately 10 square miles bound by Kennedy Blvd., Himes Ave., Hillsborough Ave. and Old Tampa Bay, including Rocky Point

WORKFORCE & OFFICE SPACE

Employees: 96,000+
Ave. Employee Wage: \$57,888
Total Businesses: 4,000
Total Office Space: 12,584,413 SF
Average Overall Vacancy Rate: 10.9%
Average Overall Rental Rate: \$27.83

RESIDENTS & HOUSEHOLDS

Residents: 15,000+
Single-family Homes: 1,677
Multifamily Units: 6,195
Projected Residential Population: 2020 = 19,207,
2025 = 24,018, 2030 = 28,794, 2035 = 33,548,
2040 = 38,300

RETAIL & RESTAURANTS

Retail: 6 Million SF
350 stores / 34 shopping centers
2 regional shopping malls
Restaurants: 250+

EDUCATION

Schools: 13
Students: 26,000+
Education Types: PreK – Graduate, Daycare,
Magnet, International Baccalaureate, Public,
Private, Aviation

RECREATION & ENTERTAINMENT

300+ acres of parks, beaches and trails, including the
10-mile pedestrian bridge trail over Tampa Bay
65,800-seat Raymond James Stadium, the Tampa Bay
Region's largest sports and entertainment venue
11,000-seat George M. Steinbrenner Field
18-hole public Golf Course
18-hole Disc Golf Course
23 Public Tennis Courts
4 Public Racquetball Courts / Handball Court
3 Art Galleries
AMC West Shore 14
Cigar City Brewery Tours

HOTELS & MEETING SPACE

Hotels: 39
Hotel Rooms: 7,633
2017 Average Hotel Occupancy Rate: 78.1%
2017 Average Daily Rate: \$128
2017 Revenue Per Available Room: \$99.94
Meeting Space: 260,000+ SF

TRANSPORTATION & CONNECTIVITY

Tampa International Airport
Major Highways: I-275, Veterans Expressway and
Courtney Campbell Causeway
2 Public Transit Centers
Bus Routes in Westshore: 9 Local / 1 Flex / 2 Express
Commuter Services Available

Sources: Tampa Bay Regional Planning Council, Hillsborough County City-County Planning Commission, City of Tampa, Hillsborough County, Hillsborough County Property Appraiser, Hillsborough Area Regional Transit, Visit Tampa Bay and Cushman & Wakefield. This information from various sources is updated throughout the year by the Westshore Alliance. The information is subject to change without notice as updates occur and should be confirmed prior to use.



TAMPA'S WESTSHORE DISTRICT DEVELOPMENT & INVESTMENT

RECENTLY OPENED




AC BY MARRIOTT AT METWEST
INTERNATIONAL: 180 –Room Hotel



LASER SPINE INSTITUTE
HEADQUARTERS: 176,000 SF




GRADY SQUARE
300 Apartments



COURTNEY
CAMPBELL TRAIL:
10-mile pedestrian
bridge trail connecting
Hillsborough and
Pinellas counties

UNDER CONSTRUCTION



METWEST III
250,000 SF Office

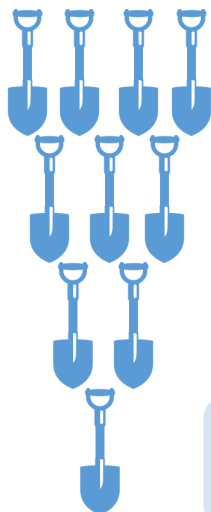


SEAZEN
323 Apartments



CURRENT
180-Room Hotel

"In addition to a world-renowned airport, two major malls, dozens of office buildings and more than 7,200 hotel rooms, Westshore also has a growing number of full-time residents who make it a true live-work-play area." - *Tampa Bay Times*

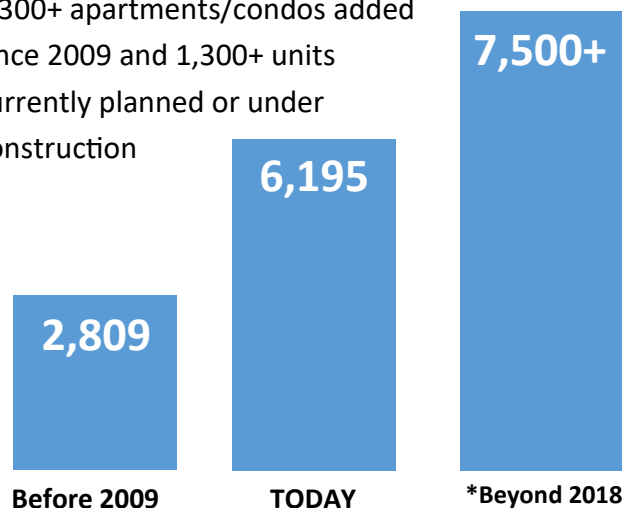


3+ M

square feet of
planned office
space sit on 11
shovel-ready
Westshore sites

BOOMING RESIDENTIAL NEIGHBORHOOD

3,300+ apartments/condos added
since 2009 and 1,300+ units
currently planned or under
construction



**includes developments under construction and planned*

\$180 M

Total investment in state-of-the art upgrades at **Raymond James Stadium** and **George M. Steinbrenner Field**