

# Report for Demographics Survey

## Response Counts

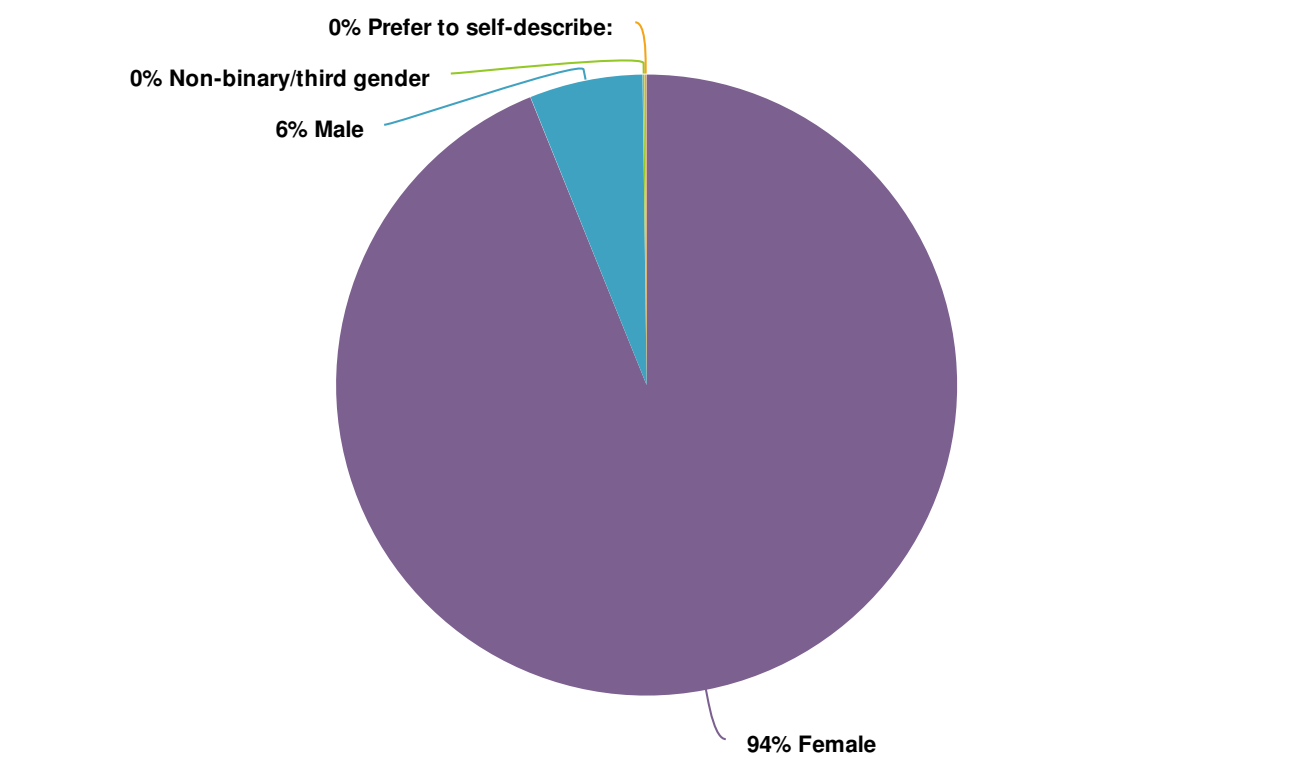
Completion Rate:	100%	<div></div>	
	Complete	<div></div>	741

Totals: 741

1. What is the name of your local league?



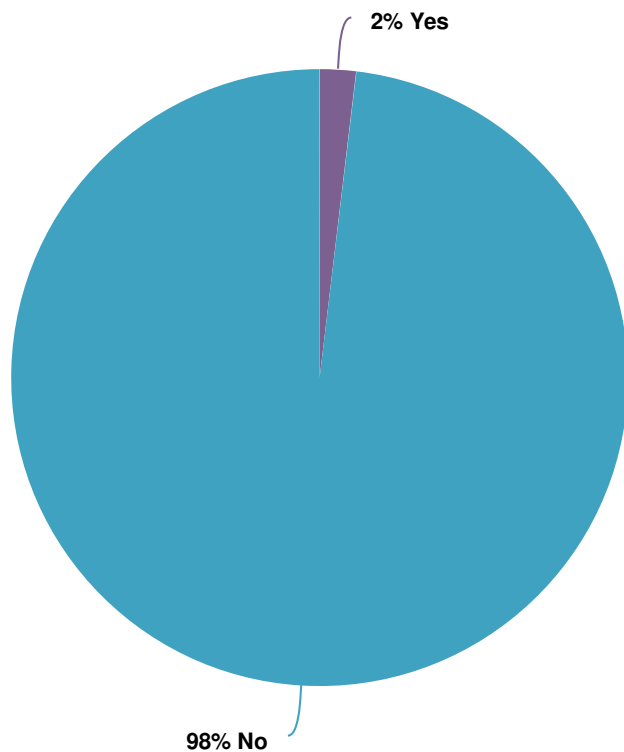
2. What is your gender?



Value		Percent	Responses
Female	<div><div></div></div>	93.9%	687
Male	<div><div></div></div>	5.9%	43
Non-binary/third gender	<div><div></div></div>	0.1%	1
Prefer to self-describe:	<div><div></div></div>	0.1%	1

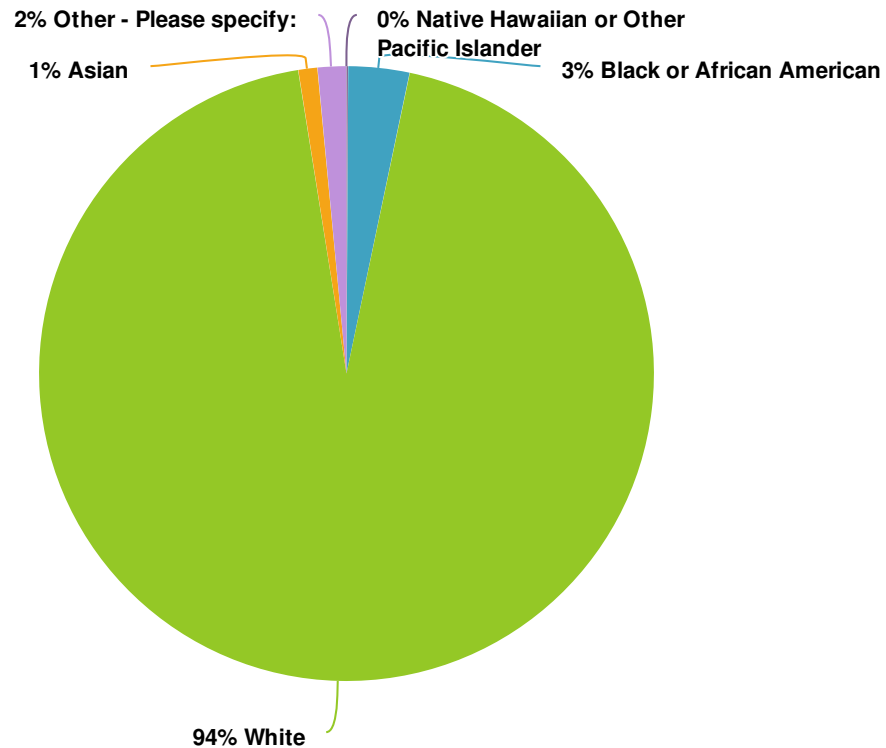
Totals: 732

3. Are you of Hispanic, Latino, or Spanish origin?



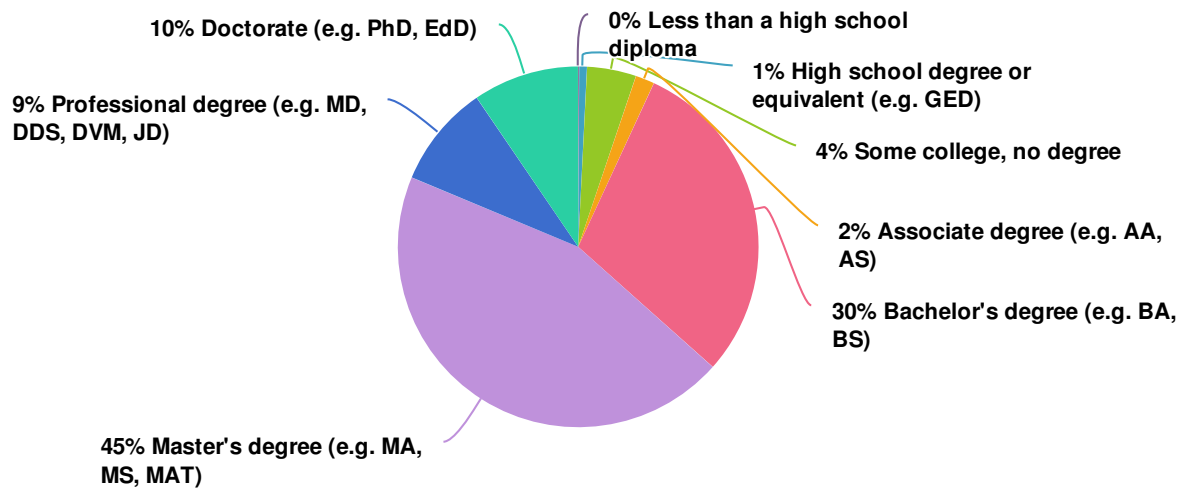
Value		Percent	Responses
Yes	<div></div>	1.9%	14
No	<div></div>	98.1%	712
Totals: 726			

4. What is your race? Please check all that apply.



Value		Percent	Responses
Native Hawaiian or Other Pacific Islander	<div></div>	0.1%	1
Black or African American	<div></div>	3.2%	23
White	<div></div>	94.2%	682
Asian	<div></div>	1.0%	7
Other - Please specify:	<div></div>	1.5%	11
Totals: 724			

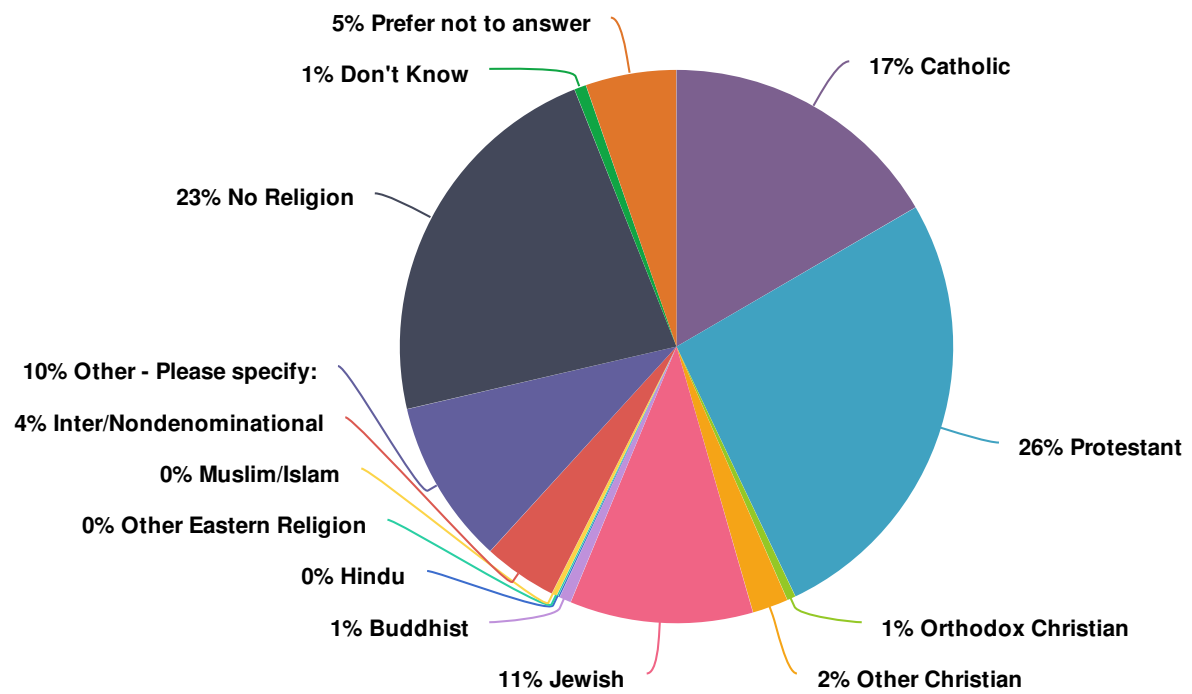
5. What is the highest level of school you have completed? (If you are currently enrolled in school, please indicate the highest degree you have received.)



Value		Percent	Responses
Less than a high school diploma	<div></div>	0.1%	1
High school degree or equivalent (e.g. GED)	<div></div>	0.7%	5
Some college, no degree	<div></div>	4.4%	32
Associate degree (e.g. AA, AS)	<div></div>	1.7%	12
Bachelor's degree (e.g. BA, BS)	<div></div>	29.7%	215
Master's degree (e.g. MA, MS, MAT)	<div></div>	44.7%	324
Professional degree (e.g. MD, DDS, DVM, JD)	<div></div>	9.2%	67
Doctorate (e.g. PhD, EdD)	<div></div>	9.5%	69

Totals: 725

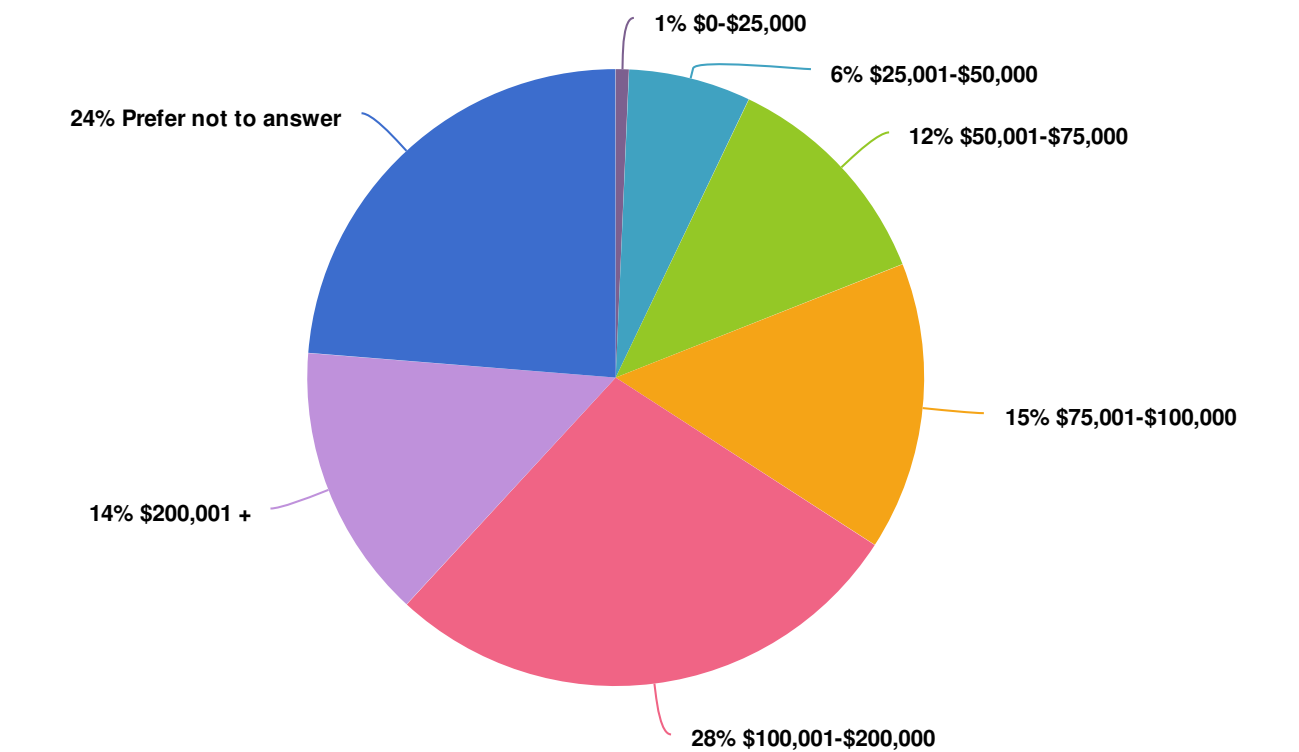
6. What is your religious preference?



Value		Percent	Responses
Catholic		16.6%	121
Protestant		26.3%	192
Orthodox Christian		0.5%	4
Other Christian		2.1%	15
Jewish		10.7%	78
Buddhist		0.7%	5
Hindu		0.1%	1
Other Eastern Religion		0.1%	1
Muslim/Islam		0.3%	2
Inter/Nondenominational		4.3%	31
Other - Please specify:		9.6%	70
No Religion		22.6%	165
Don't Know		0.7%	5
Prefer not to answer		5.3%	39

**Totals: 729**

7. What was your approximate household income last year?



Value		Percent	Responses
\$0-\$25,000	<div><div></div></div>	0.7%	5
\$25,001-\$50,000	<div><div></div></div>	6.4%	47
\$50,001-\$75,000	<div><div></div></div>	11.9%	87
\$75,001-\$100,000	<div><div></div></div>	15.1%	110
\$100,001-\$200,000	<div><div></div></div>	27.7%	202
\$200,001 +	<div><div></div></div>	14.4%	105
Prefer not to answer	<div><div></div></div>	23.7%	173

Totals: 729