


Accessing the GN21 System

The LPGA Amateurs Handicap service is powered by GolfNet (GN21).

Log in must be done through the LPGA Amateurs member portal. NOTE: your screen may look somewhat different depending on your computer operating system and Internet browser.

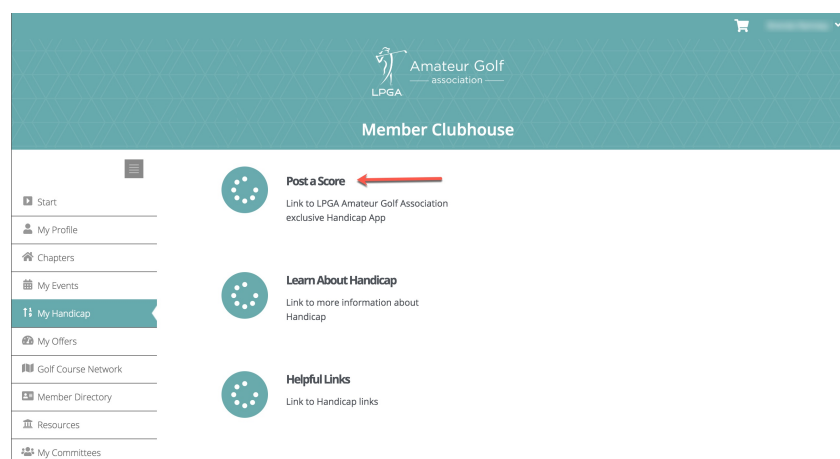
1. Go to <https://lpgaamateurs.com/>
2. Click on the **SIGN IN** link at the top right of the screen:



3. Enter login credentials. You may bookmark this page for faster access on return visits.



4. Additional Menu items are displayed after logging in. Click on the **My Handicap** button from the left menu. Then click on Post A Score.



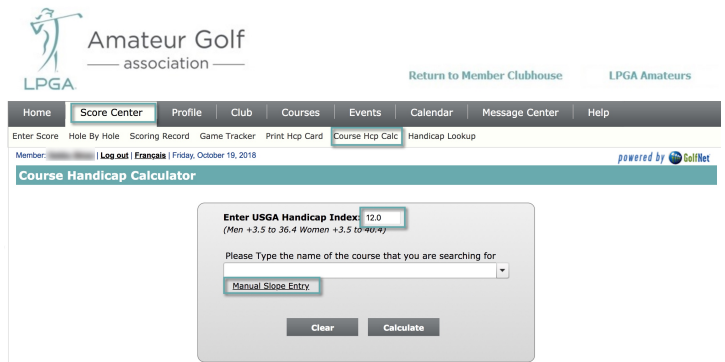
Posting Scores

NOTE: DO NOT bookmark the handicap system page for return visits. Your LPGA Amateurs log in will not work there. You must always enter through the [LPGA Amateurs Member Clubhouse](#)

If you are posting your total scores only, you'll need to know your **Course Handicap** for the tees you played (see below for instructions on [posting hole-by-hole scores](#)).

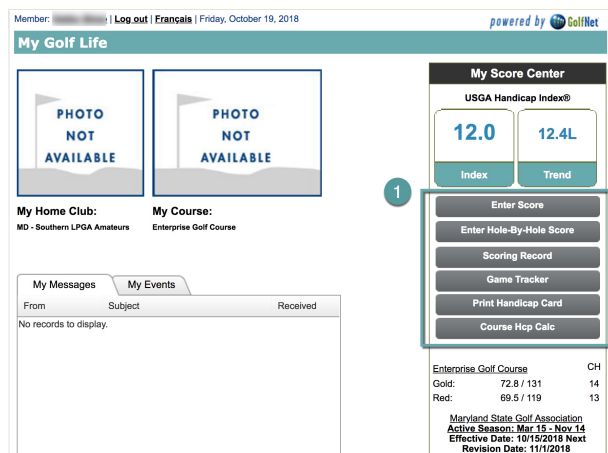
Not sure what your **Course Handicap** is? Click on the **Course Hcp Calc** link in the menu bar under the **Score Center** tab to be taken to a handy **Course Handicap Calculator**.

In the calculator, enter your Handicap Index and then either select a course from the dropdown list. If the Slope was adjusted for a tournament or the course is not in the dropdown, use the **Manual Slope Entry** link to enter the Slope.



After calculating your **Course Handicap**, go to the **Home** tab.

Home Tab – this brings you to the main member profile page that is the launching point for all of the score entry functions (1).



The **Enter Score** option brings up the **score entry screen**.

Score Entry Screen

There are two ways to find a course:

1. **Course List** (#4 in the screenshot below). This is a "personal course list" that is populated when you post scores to new courses. When a member is just beginning to use the system, this list will contain only the course designated as the Chapter "Home" course.

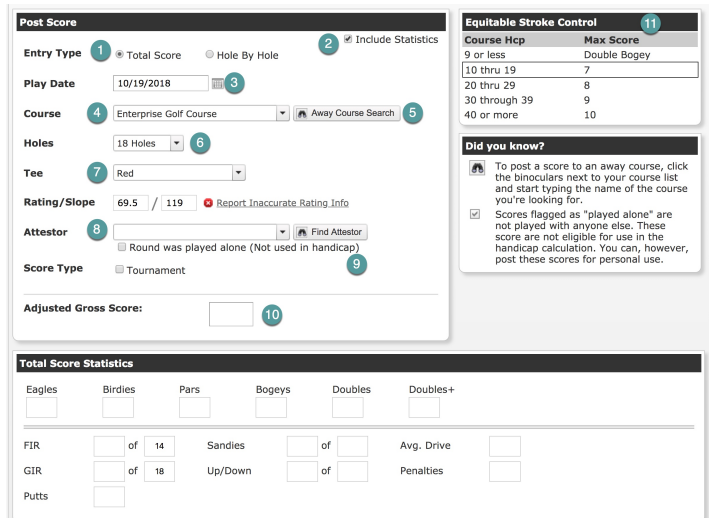
If the course is on the **Course List**, select it from the drop down menu (4) and enter the date played (3), number of holes played (5), and select the tees played (6). The Rating & Slope will be entered automatically.

If the score was attested (recommended but not required), either select a name from the drop down (7) or enter the Attestor's name using the Find Attestor button (8). A note about Attestors: only members using the GolfNet system will show up in a "Find Attestor" search. If your Attestor is not a member, then you can use the "Enter Attestor Name" option at the bottom of the pop-up search box.

If the round was played completely alone, check the "Round was played alone" box. (9).

If the score is a Tournament Score, check the Tournament box and enter the Adjusted Gross Score (9).

If the course is not on the **Course List**, use the **Away Course Search** (5).



Course Hcp	Max Score
9 or less	Double Bogey
10 thru 19	7
20 thru 29	8
30 through 39	9
40 or more	10

Total Score Statistics	
Eagles	Birdies
Pars	Bogeys
Doubles	Doubles+
FJR	of 14
GIR	of 18
Putts	

2. Away Course Search. Use this to search for courses that are not on your Course List. Type in the course name (1). When you select a course from this list, the course info is automatically populated into the Enter Score screen. You will just select the number of holes and tees played and enter your score.

If the course is not found in the search list, select **Manual Entry** (2) at the bottom of the screen.

Manual Entry screen. Enter the course name and click OK. You will be returned to the Score Entry screen where you can enter the # of holes played, the Tees played, Course Rating & Slope and your Adjusted Gross Score.

Entering your Adjusted Gross Score (5)

This is your total score for the round adjusted for **Equitable Stroke Control (ESC) (7)**. ESC is the USGA method for keeping exceptionally bad holes from unduly influencing your Handicap Index. The maximum number of strokes that you can post for any hole is determined by your **Course Handicap, not your Handicap Index**. Use the **ESC Table (7)** to determine your limit and then adjust any holes that exceed that amount. This is your **Adjusted Gross Score**.

See Hole-by-Hole score entry on the following page.

Hole-by-Hole Score Entry*

Members who wish to track game statistics to gauge their improvement may use the **Hole-by-Hole** entry option (1). To track statistics like number of putts, fairways hit, greens in regulation, etc., click "Include Statistics" (2).

The course selection process is the same as above.

*This option is not available for manually entered courses because the hole-by-hole yardage is not in the system. It can be added by submitting the course data to GolfNet. Use the "Report Inaccurate Course Info" link on the Enter Score Screen (3).

The screenshot shows the 'Post Score' form with the following fields and options:

- Entry Type:** ☐ Total Score, ☒ Hole By Hole (1)
- Play Date:** 3/11/2013
- Course:** Reserve Vineyards & Golf Club (Soi) [Away Course Search]
- Holes:** 18 Holes
- Tee:** Red
- Rating/Slope:** 70.2 / 127 [Report Inaccurate Course Info] (3)
- Attestor:** [Find Attestor]
- Score Type:** ☐ Tournament
- Gross Score:** 0

NOTE: when entering hole-by-hole scores, enter the gross score for each hole, not the ESC adjusted score. The system will automatically make the ESC adjustment to the total score at the end of the posting process. You will see the adjustment in the total score on your scoring history.

Hole-By-Hole																				
	1	2	3	4	5	6	7	8	9	OUT	10	11	12	13	14	15	16	17	18	IN
Yardage	282	142	420	275	231	446	165	349	292	2602	334	149	256	305	116	413	249	343	422	2587
Par	4	3	5	4	4	5	3	4	4	36	4	3	4	4	3	5	4	4	5	36
Score										0										0
Putts										0										0
Putt Length										0										0
Club	PT	PT	PT	PT	PT	PT	PT	PT	PT		PT	PT	PT	PT	PT	PT	PT	PT	PT	
Drive																				
FIR	RHT		RHT	RHT	RHT	RHT		RHT	RHT	0	RHT		RHT	RHT		RHT	RHT	RHT	RHT	0
Up/Down	x	x	x	x	x	x	x	x	x	0	x	x	x	x	x	x	x	x	x	0
Sand Save	x	x	x	x	x	x	x	x	x	0	x	x	x	x	x	x	x	x	x	0
Penalty										0										0

Post Score