



Great for Rainy
Days and Indoor
Recess & PE

Board Game Last Player Standing

By Melinda Bossenmeyer, Ed.D.

Board Games

By Melinda Bossenmeyer, Ed.D.



Last Player Standing

Directions

Last Player Standing is a dice game. The rules are written on the right side of the game board.

You need 2 dice and a game marker for each player. The game can be played with 2-4 players and goes 5 rounds.

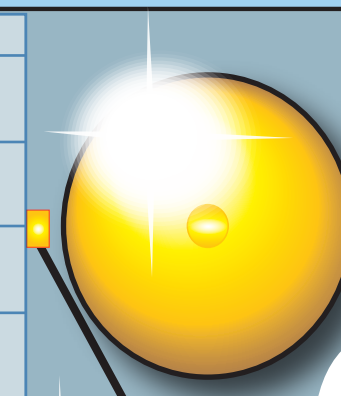
The object of the game is to knock other players out of the ring by rolling the “KO” (knock Out) number.



LAST PLAYER STANDING



PLAYER	ROUND 1	ROUND 2	ROUND 3	ROUND 4	ROUND 5



OBJECTIVE:

THE PLAYER WITH THE MOST WINS AT THE END OF 5 ROUNDS.

PLAYERS: THIS GAME IS BEST PLAYED WITH 4 PLAYERS

GRADE SPAN: K-8

SKILLS: BASIC MATH

EQUIPMENT:

TWO DICE, 4 PAWNS AND A GAMEBOARD

HOW TO PLAY:

1. BEGIN THE GAME BY PLACING ALL PAWNS IN THE CENTER OF THE RING.
2. EACH PLAYER CHOOSES 6,7,8, OR 9 AS KNOCK OUT NUMBER.
3. EACH PLAYER THROWS TWO DICE ADDING UP THE NUMBER OF BOTH DICE. IF YOUR NUMBER IS ROLLED YOU ARE KNOCKED OUT FOR THAT ROUND AND SHOULD PUT A KO IN YOUR BOX ON THE SCORE CARD.
4. IF YOU THROW YOUR OWN NUMBER YOU ARE KNOCKED OUT OF THE RING INTO THE NEXT ROUND SO PLACE PAWN ON THE SIDE OUTSIDE THE RING AND PUT A KO FOR THAT ROUND IN YOUR BOX.
4. IF YOU THROW YOUR OWN NUMBER YOU ARE KNOCKED OUT OF THE RING INTO THE NEXT ROUND SO PLACE PAWN ON THE SIDE OUTSIDE THE RING AND PUT A KO FOR THAT ROUND IN YOUR BOX.



Terms of Use

By Melinda Bossenmeyer, Ed.D.

Peaceful Playgrounds® **Thank you for your purchase!**

Please note. This product is for personal use by a single teacher or leader. If you would like to copy this product for more than one teacher, please purchase additional site licenses, available at 50% off the original price! We understand the wonderfully collaborative nature of teachers! If you would like to share this product with friends or colleagues, please contact me for 50% off the original price! Purchase orders are welcomed and often helpful in purchasing additional licenses.

You may: 1) Use this item for personal use. 2) Use with your students. 3) Recommend this item to others, provided you include a link where it can be purchased through Peaceful Playgrounds® <http://www.PeacefulPlaygrounds.com>

You may not: 1) Give this item to others. 2) Copy for use by others. 3) Post on a website, including a personal or school website. 4) Send the file to others. ©2014 Bossenmeyer Peaceful Playgrounds® All Rights Reserved.

Copying any part of this product and placing it on the Internet in any form is strictly forbidden. Doing so is a violation of the Digital Millennium Copyright Act (DMCA)



My Favorite Designers

By Melinda Bossenmeyer, Ed.D.

For inspiration, unique clipart, fonts and frames.

Below is a list of the people that I turn to for outstanding designs in creating my products. Please check out their websites.



Check out our Holiday :








"Roll for Fun and Fitness Game Boards"





CHECK OUT SOME OF OUR OTHER EDUCATIONAL PRODUCTS

<https://www.teacherspayteachers.com/Store/Peaceful-Playgrounds>



Click "Follow"
on our Store
Page and get
these
Playground
Rules Posters
FREE