


Diapering

This poster is based on *Caring for Our Children, 3rd Edition*, a publication of the American Academy of Pediatrics, American Public Health Association, and the NRC for Health and Safety in Child Care and Early Education; created by CCA Global with guidance from the PA Chapter of the AAP.



Cover table surface with disposable paper.


Remove from containers and place on diapering surface **away from child's reach**:

- Wipes
- Clean diaper
- Dab of diapering cream on facial tissue [if needed]
- Plastic bag for soiled clothes [if needed]

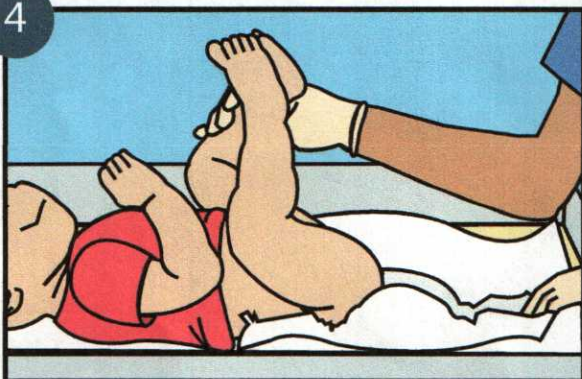
Put on gloves [if using.]



Place child on diapering surface.
Always keep a hand on the child.



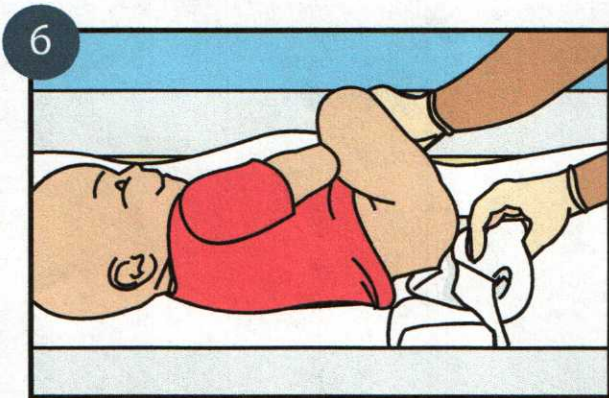
Remove bottom clothing including shoes & socks if feet cannot be kept from contacting soiled skin or surfaces. [If clothing is soiled, remove and place in plastic bag.]



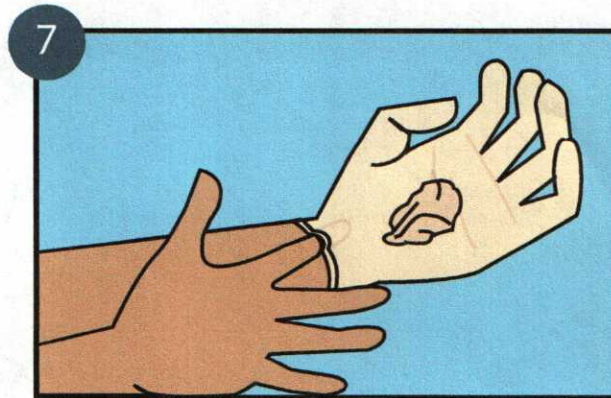
Unfasten diaper but keep soiled diaper under child's bottom.



Lift child's legs and clean bottom from front to back. Use fresh wipe each time.




Put soiled wipes in soiled diaper. Then remove diaper and dispose in plastic-lined hands-free covered can.



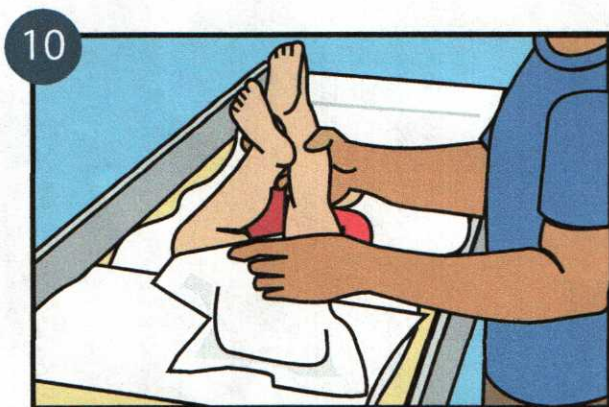
Remove gloves.
Dispose in hands-free can.



Use separate fresh wipe on adult's and child's hands. Dispose in hands-free can.



If paper is soiled, fold clean side of paper back under child's bottom.




Put clean diaper under child's bottom.
[If using diaper cream, apply with facial tissue.]




Fasten diaper and redress child.

12



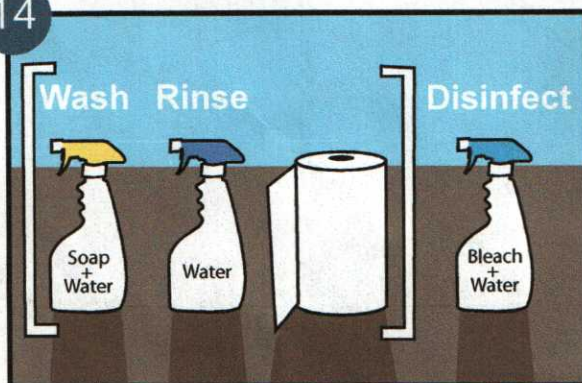
Wash child's hands at sink.*

13



Return child to supervised area.


14



15



16



Clean and Disinfect

- Dispose of changing table paper.
- If diapering surfaces are visibly soiled:
 - Wash surfaces with detergent, water and paper towels.
 - Rinse surfaces with water.]
- Wet all diapering surface with disinfectant solution.
- Leave solution on for required contact time.
- WASH HANDS**
- If diapering surface is wet after required contact time, dry with clean paper towel before next change.

Record in Daily Report form for family

- Time of diaper change
- Diaper contents
- Any problems such as loose stool, skin irritation, etc.

With proper citation and copyright, this poster may be reproduced for distribution to, and education of child care professionals; it may not be reproduced for resale.