

NATURE ACTIVITIES

DIY TERRARIUM

Learn how to make your own DIY Terrarium! All you need is a jar, soil, pebbles, moss and a native plant of your choice!



Photo Credit: Northwest Nature Shop



Photo Credit: Oh- My Creative



GATHER YOUR MATERIALS






YOU WILL NEED:



- Mason Jar or another Lidded Glass Vessel
- Moss
- Pebbles, Gravel, or Small Stones (helps with drainage)
- Activated Charcoal (keeps water fresh and fights off bacteria)
- Potting Soil
- Seeds or Plants
- Spray Bottle of Water

You can purchase moss or take sections from your backyard, not public land. Native plants mentioned above can be planted in these terrariums and later transplanted outdoors.





LAYER



STEP 1:

- Layer your pebbles in a glass jar to 1.5 in. tall
- Add a thin layer of activated charcoal
- Add a fair amount of soil on top of at least 2.5 in.
- Next, add moss to the jar. This can be just a little or a lot. Moss holds in a lot of moisture and it is really nice to look at! Save room for the plants, you can add more moss after you plant.



Photo Credit: Instructables



Photo Credit: Instructables





PLANT



STEP 2:



- Plant the seeds within the soil 1/4-1/2" down. Cover the seeds with soil.
 - If you choose to start from more of a fully grown plant, make a hole big enough for the plants roots and press firmly to cover. The plant should not exceed the size of the jar and have enough room to grow.
 - Add more moss, a miniature animal figure or a gnome if you would like!
 - Spray about 2 squirts of water and shut the lid. Put the terrarium in a indirect sun lit area. Water lightly every 2 weeks or when it looks dry. Hope you enjoyed this project!
- 
- 



References:

[instructables.com/id/The-Basics-of-Closed-Jar-Terrariums/](https://www.instructables.com/id/The-Basics-of-Closed-Jar-Terrariums/)
[thespruce.com/mason-jar-terrarium-4125232](https://www.thespruce.com/mason-jar-terrarium-4125232)
northwestnatureshop.com/event/make-mason-jar-terrarium

ohmy-creative.com/home/easy-mason-jar-terrariums/
proflowers.com/blog/how-to-make-a-terrarium
thespruce.com/great-terrarium-plants-847877

