

Texas Lettering Arts Council presents

SKETCH-TREK

with Janet Takahashi

4 modules, 4 days.


Take any one or combination.

SEP 27, 28, 29 & 30, 2018

Old Town Coppell

Creteria Studios

509 W. Bethel Rd., Coppell, TX



Develop your sketchbook/journaling practice, habits and skills. Take your sketchbook with you everywhere, capture your savored moments in pictures and words, and have fun!

Day 1. SKETCHING as a Craft

Keeping it Simple. Pencil, Pen & Paper. Anyone can draw! With the basics of tools and your sketchbook, capture every opportunity that inspires. Incorporate your journal writings on the page. Explore the fundamentals of sketching: process and practice to make sketching a habit. In studio and in the field instruction (weather permitting).

Day 2. LIGHT, COLOR & SHADOW

Make better sketches! How to apply lighting concepts and create depth with rich values. Embellish your drawings with color. Fill your sketch pages with pen and ink, watercolor and colored pencil together. Simple color mixing and tips on effective colorful travel sketches. In studio and in the field instruction (weather permitting).


Day 3. SKETCHING ON LOCATION

Exercises and techniques for sketching on the spot. The art of the quick sketch using watercolor and pen in a busy space. Experience Coppell's Farmers Market. Selecting potential subjects to sketch, setup, composition and note-taking.

Day 4. PULLING IT ALL TOGETHER


Finalize unfinished drawings in your sketchbook pages to bring your work all together in the studio. Tips on making a cohesive page, integrating lettering, tip-ins and design elements in a fun thoughtful exploration. Bring your sketchbooks!

Tuition. TAKE ONE OR ANY COMBINATION. Take all 4 and save!
1 day - \$90 (\$85 paper check/snail mail); 2 days- \$130 (\$125 paper check/snail mail); 3 days - \$180 - (\$175 paper check/snail mail); all 4 days - \$205 (\$200 paper check/snail mail).



[REGISTER HERE](#)

EARLY REGISTRATION IS REQUIRED and encouraged due to limited seating. Refunds only if waitlist permits or workshop is cancelled. Contact Angie Vangalis at angie@txlac.org or 214-957-1736. TXLAC is a non-profit organization dedicated to promoting and preserving the lettering arts.





About Janet

Author of *Artful Journals: Making & Embellishing Memory Books, Garden Diaries & Travel Albums*, Janet is a freelance artist specializing in calligraphy, illustration, bookbinding, sign painting and gilding.

She is an avid journal keeper who fills several books at the same time, an illustrator for books and magazines, a teacher of calligraphy and conducts workshops throughout the nation. See more of her artwork at www.janettakahashi.com.



SKETCH-TREK with Janet Takahashi

SEP 27, 28, 29 & 30, 2018

509 W. Bethel Rd., Coppell, TX



MODULE ONE ... DAY 1 · SEPT 27TH*

- 9" x 9" Multi-Media Journal - (Janet's favorite) - Heavyweight 93 lb. (150 gsm)
- Sketch & Wash Pencil (water-soluble pencil)
- Pigma Micron PN**
- #6 or #8 Round Watercolor Brush OR Water Brush
- Water Soluble Pen
Tombow Dual Marker (Brush & Writing tips) - Black or Brown
OR
Fountain Pen
OR
Elegant Writer X-Fine Calligraphy marker - Black
- Colored Pencil - Prussian Blue or Dark Blue
Additional colors - Optional
- Eraser - Kneaded or White Vinyl
- Pencil HB, 4B
- Hand-held pencil sharpener
- Small water washout container
- 2 or 3 paper towels

MODULE TWO ... DAY 2 · SEPT 28TH*

- Supplies from Day 1, PLUS:
- Travel watercolor set:
Warm and Cool colors of each Primary Color
AND Burnt Sienna, and Yellow Ochre
AND any of your favorite colors
- Small mixing palette or (you can use the mixing area on your paintbox)
- A few colored pencils (any type)
- #6 or #8 Round Watercolor Brush OR Water Brush
- 1/2" Flat brush
- Non-Repro blue pencil
- Small portable water washout container

MODULE THREE ... DAY 3 · SEPT 29TH*

- Supplies from Day 1 & 2, PLUS:
- Glue Stick
- Small Scissors
- Few paper towels

MODULE FOUR ... DAY 4 · IN STUDIO DAY

- Supplies from Day 1, 2 & 3, PLUS:
- Glue Stick
- Scissors
- Bone folder
- Favorite writing tools (ink, calligraphy, brush markers)

*FOR MODULES 1, 2 & 3 ... (IN · THE · FIELD SKETCHING):

It is convenient to have a support under your sketchbook while working in the field, such as a clipboard or light board.

- Any favorite tools or colors that have proven "tried-and-true" for you.
- Hat or visor AND sunscreen
- Tote bag to carry your gear outside

OPTIONAL:

- Lightweight foldable stool for sketching outside (if you don't like sitting on the ground).

**Included in workshop tuition.

SUPPLIES:

Join in a group order to save on costs and shipping. **Please order HERE by 5:00pm, September 18th** and your supplies will be waiting for you at the workshop. Some supplies will also be available for purchase at the workshop.