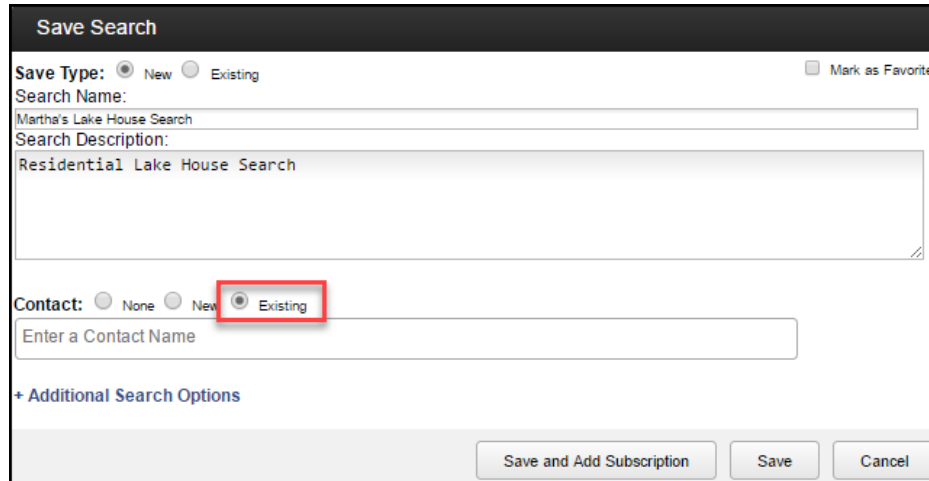


FlexMLS Update: Contact List in Save Search Screen

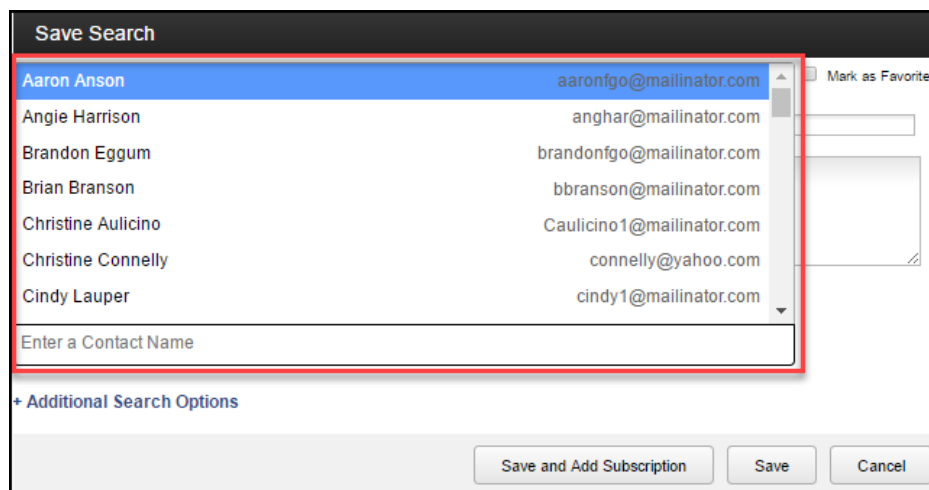
Once the update is installed, you will be able to search for existing Contacts when saving a search. This will make selecting a Contact easier by eliminating the need to scroll through a long list in order to find specific Contacts.

The lookup bar will appear when you click the **Additional Search Options** link and select the **Existing** option for Contact.



The screenshot shows the 'Save Search' dialog box. At the top, there are radio buttons for 'Save Type: New' (selected) and 'Existing'. Below this is a 'Search Name' field containing 'Martha's Lake House Search' and a 'Search Description' field containing 'Residential Lake House Search'. Under the 'Contact:' section, there are radio buttons for 'None', 'New', and 'Existing' (which is highlighted with a red box). Below the 'Existing' option is a text input field labeled 'Enter a Contact Name'. At the bottom, there is a link '+ Additional Search Options' and three buttons: 'Save and Add Subscription', 'Save', and 'Cancel'.

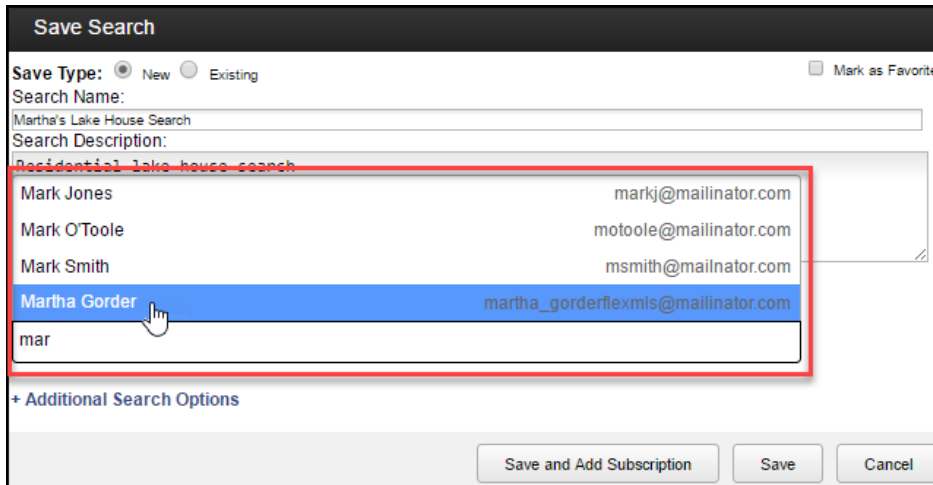
If you click in the Contact search box without typing; a list of all of your Contacts will appear and you can scroll through to find and select specific Contacts.



This screenshot shows the 'Save Search' dialog box with the 'Contact' dropdown menu open. The dropdown lists several contacts with their names and email addresses. The first contact, 'Aaron Anson', is highlighted in blue. The list includes: Aaron Anson (aaronfgo@mailinator.com), Angie Harrison (anghar@mailinator.com), Brandon Eggum (brandonfgo@mailinator.com), Brian Branson (bbranson@mailinator.com), Christine Aulicino (Caulicino1@mailinator.com), Christine Connelly (connelly@yahoo.com), and Cindy Lauper (cindy1@mailinator.com). Below the list is a text input field labeled 'Enter a Contact Name'. The rest of the dialog box, including the 'Save Type' section and the bottom buttons, is visible in the background.

Contact Name	Email Address
Aaron Anson	aaronfgo@mailinator.com
Angie Harrison	anghar@mailinator.com
Brandon Eggum	brandonfgo@mailinator.com
Brian Branson	bbranson@mailinator.com
Christine Aulicino	Caulicino1@mailinator.com
Christine Connelly	connelly@yahoo.com
Cindy Lauper	cindy1@mailinator.com

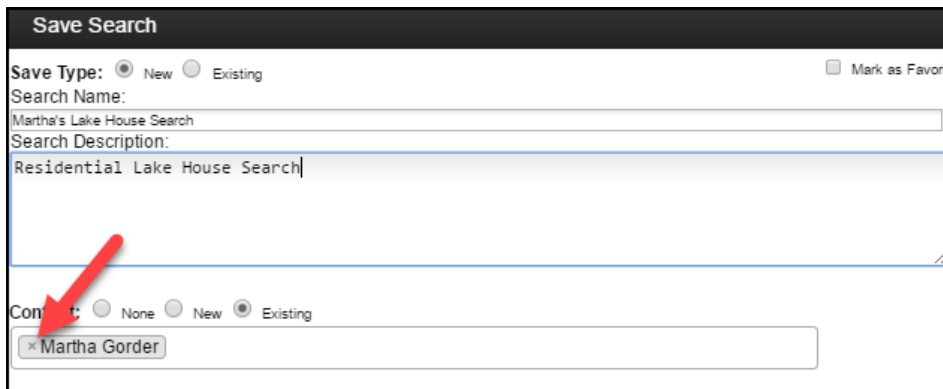
Or, you can start typing a Contact's name into the search bar to search for a specific Contact. Click the Contact to select them as a recipient.



The screenshot shows the 'Save Search' dialog box. At the top, there are radio buttons for 'Save Type' (New is selected) and a checkbox for 'Mark as Favorite'. Below these are text fields for 'Search Name' (Martha's Lake House Search) and 'Search Description' (Residential Lake House Search). A list of contacts is displayed, with Martha Gorder highlighted in blue. A red box highlights the contact list area. At the bottom, there are buttons for 'Save and Add Subscription', 'Save', and 'Cancel'.

Contact Name	Email Address
Mark Jones	markj@mailinator.com
Mark O'Toole	motoole@mailinator.com
Mark Smith	msmith@mailinator.com
Martha Gorder	martha_gorderflexmls@mailinator.com

If you would like to remove a recipient, click the 'X' next to the email address you'd like to remove.



The screenshot shows the 'Save Search' dialog box with the 'Contact' field selected. A red arrow points to the 'X' icon next to Martha Gorder in the contact list. The 'Contact' field has radio buttons for 'None', 'New', and 'Existing' (Existing is selected).

If a Contact has multiple email addresses, only the Contact's primary email address will appear in the search results field. This is because the search is being saved to the Contact's record in FlexMLS - not to a specific email address. If you choose **Save and Add Subscription**, the subscription will be sent to all email addresses that are set to receive notifications for the selected Contact.