



Miami Beach, FL

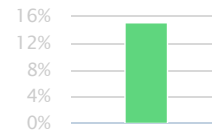
Community Profile

**TOTAL
POPULATION**
101,077

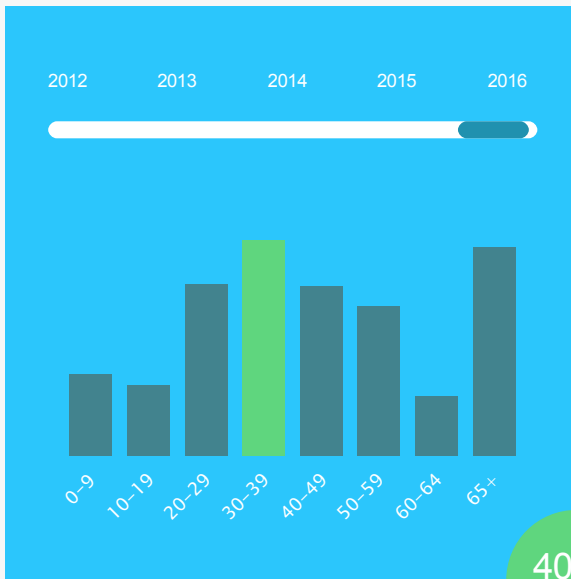
The total population of the City of Miami Beach is 101,077. The median age is 40.35.



The population in Miami Beach has grown 15.14% since 2012.



Age Distribution



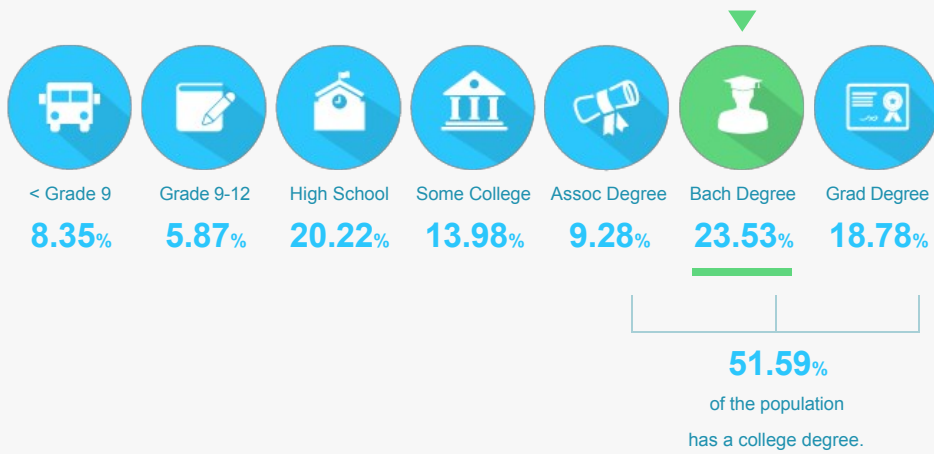
52.35%
Male

47.65%
Female

40.35
Median Age

EDUCATIONAL ATTAINMENT

The majority of the population in Miami Beach has completed at least a bachelor's degree.




LABOR FORCE

60,509

Miami Beach has a labor force of 60,509 people, with a job growth rate of 0.41% since 2015, and an unemployment rate of 4%.

TOTAL EMPLOYEES



The work distribution of total employees in Miami Beach is.



5 TOP TALENT

Where are the top jobs by occupation?

Food Preparation/Serving



17.03%
12,093

Sales



12.91%
9,168

Building and Grounds maintenance



9.69%
6,879

Office and Administrative support



13.04%
9,261

Executive, Managers, and Administrators



10.05%
7,137

TOTAL ESTABLISHMENTS

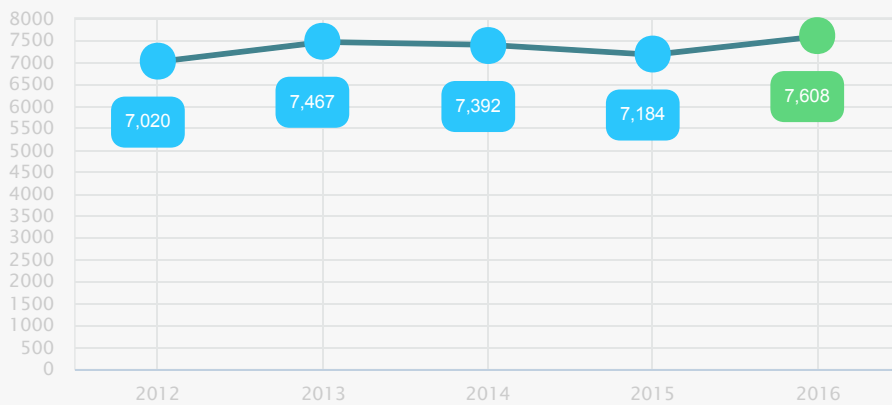
6,649

BUSINESSES AND JOBS

Miami Beach has a total of 6,649 businesses. In 2016, the leading industries were:

Retail, Real Estate and Rentals, Professional, Scientific, and Technical Services, Health Care and Social Services, and Accommodation and Food Services

Which are the top 5 industries by jobs?



How many employees do businesses in Miami Beach have?



1-4 Employees	63.81%
5-9 Employees	19.85%
10-19 Employees	8.02%
20-49 Employees	5.2%
50-99 Employees	1.58%
100+ Employees	1.52%

INCOME AND SPENDING

Workers in Miami Beach earn a median yearly household income of \$44,729. 39.62% of the households earn more than the national average each year. Household expenditures average \$65,361 per year. The majority of earnings get spent on Shelter, Transportation, Food and Beverages, Health Care, and Utilities.

There are 61% more households who rent their homes than there are homeowners.



MEDIAN

**HOUSEHOLD
INCOME**
\$44,729

1%

less than the
county

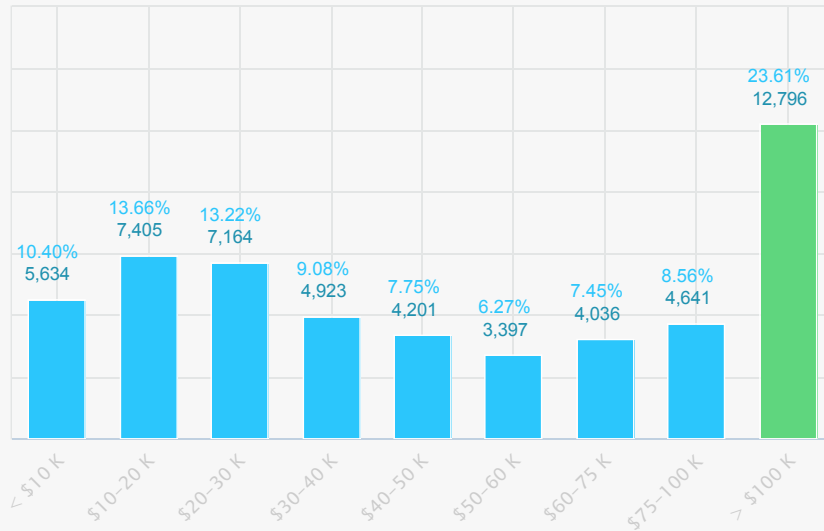
9%

less than the
state

20%

less than the
nation

Income Distribution



How do people spend much of their money?

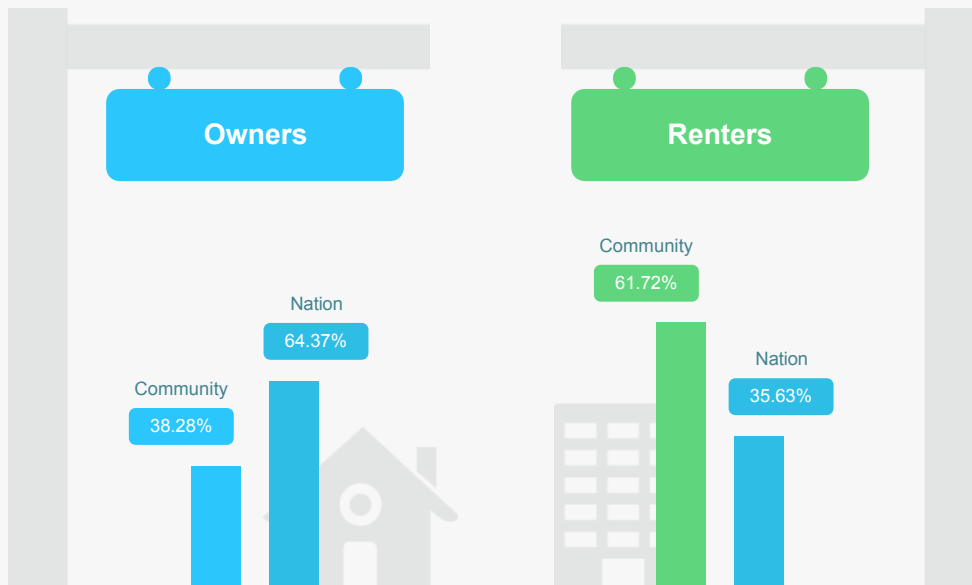
\$ PER HOUSEHOLD



The average household expenditure in Miami Beach is:

\$65,361

HOUSING



TRANSPORTATION

Residents spend an average of 25 minutes commuting to work. Miami Beach is served by 10 airports within 50 miles. Rail can be accessed within 1 miles. Interstates can be accessed within the community.

Interstate

In Community



0

Airports in Community

10

Airports in Community (+50 miles)



25min.

Commute Travel Time



1miles

Distance to Freight Rail

Everglades Wildlife Management Area

Everglades Wildlife Management Area...

Weston

Lauderdale

Map Terrain Hybrid

Miami Beach, Florida

Population: 101,077

Labor Force Size: 60,509

Bachelors Degree or Higher: 42.31%

Household Median Income: 44,729

Commute Travel Time: 25

Save to folder

Full Report

Labor Force Report

Demographics Report

Consumer Spending Report

Wages Report

Talent Pool Report

Housing Report

Doral

Miami Beach

Miami

Key Biscayne

Kendall

Palmetto Bay

Biscayne Bay

Google

Alice T

So...

North

Map data ©2016 Google, INEGI Terms of Use