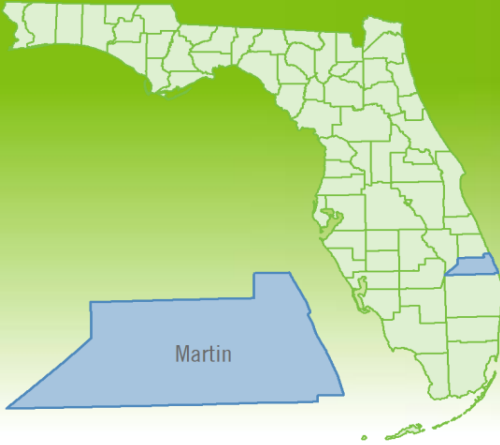


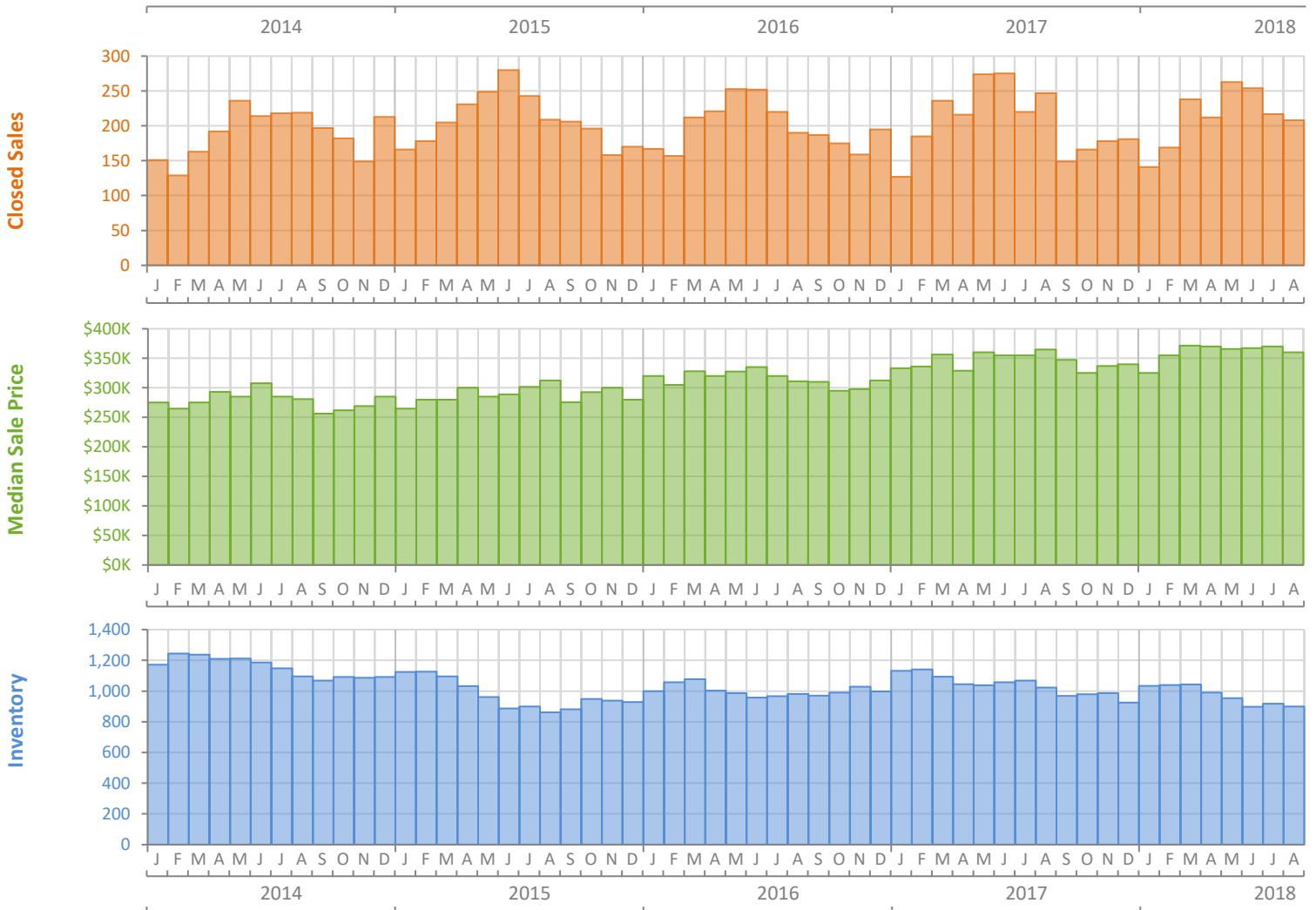
Monthly Market Summary - August 2018

Single Family Homes

Martin County



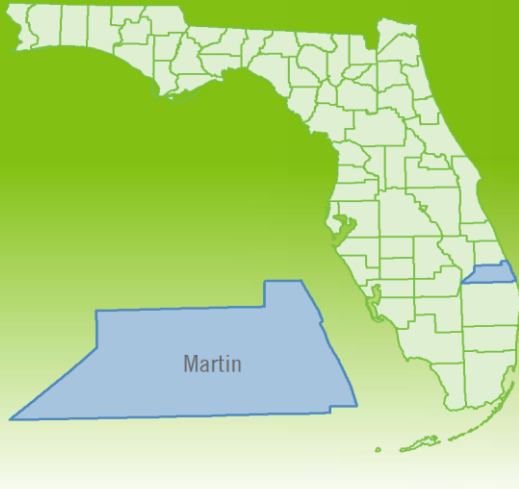
	August 2018	August 2017	Percent Change Year-over-Year
Closed Sales	208	247	-15.8%
Paid in Cash	60	76	-21.1%
Median Sale Price	\$360,000	\$365,000	-1.4%
Average Sale Price	\$477,170	\$467,056	2.2%
Dollar Volume	\$99.3 Million	\$115.4 Million	-14.0%
Med. Pct. of Orig. List Price Received	95.1%	95.5%	-0.4%
Median Time to Contract	70 Days	36 Days	94.4%
Median Time to Sale	107 Days	82 Days	30.5%
New Pending Sales	210	194	8.2%
New Listings	242	286	-15.4%
Pending Inventory	308	305	1.0%
Inventory (Active Listings)	900	1,023	-12.0%
Months Supply of Inventory	4.5	4.9	-8.2%



Monthly Distressed Market - August 2018

Single Family Homes

Martin County



		August 2018	August 2017	Percent Change Year-over-Year
Traditional	Closed Sales	201	241	-16.6%
	Median Sale Price	\$360,000	\$368,000	-2.2%
Foreclosure/REO	Closed Sales	6	6	0.0%
	Median Sale Price	\$225,125	\$254,500	-11.5%
Short Sale	Closed Sales	1	0	N/A
	Median Sale Price	\$389,000	(No Sales)	N/A

