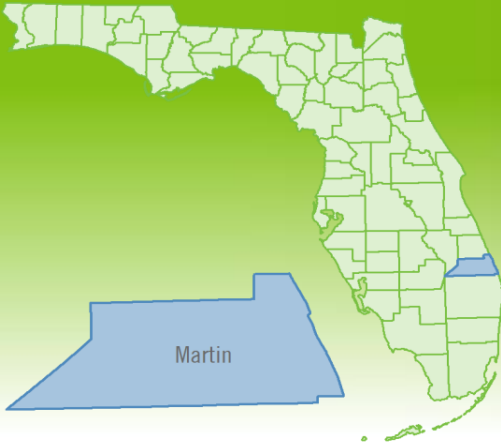


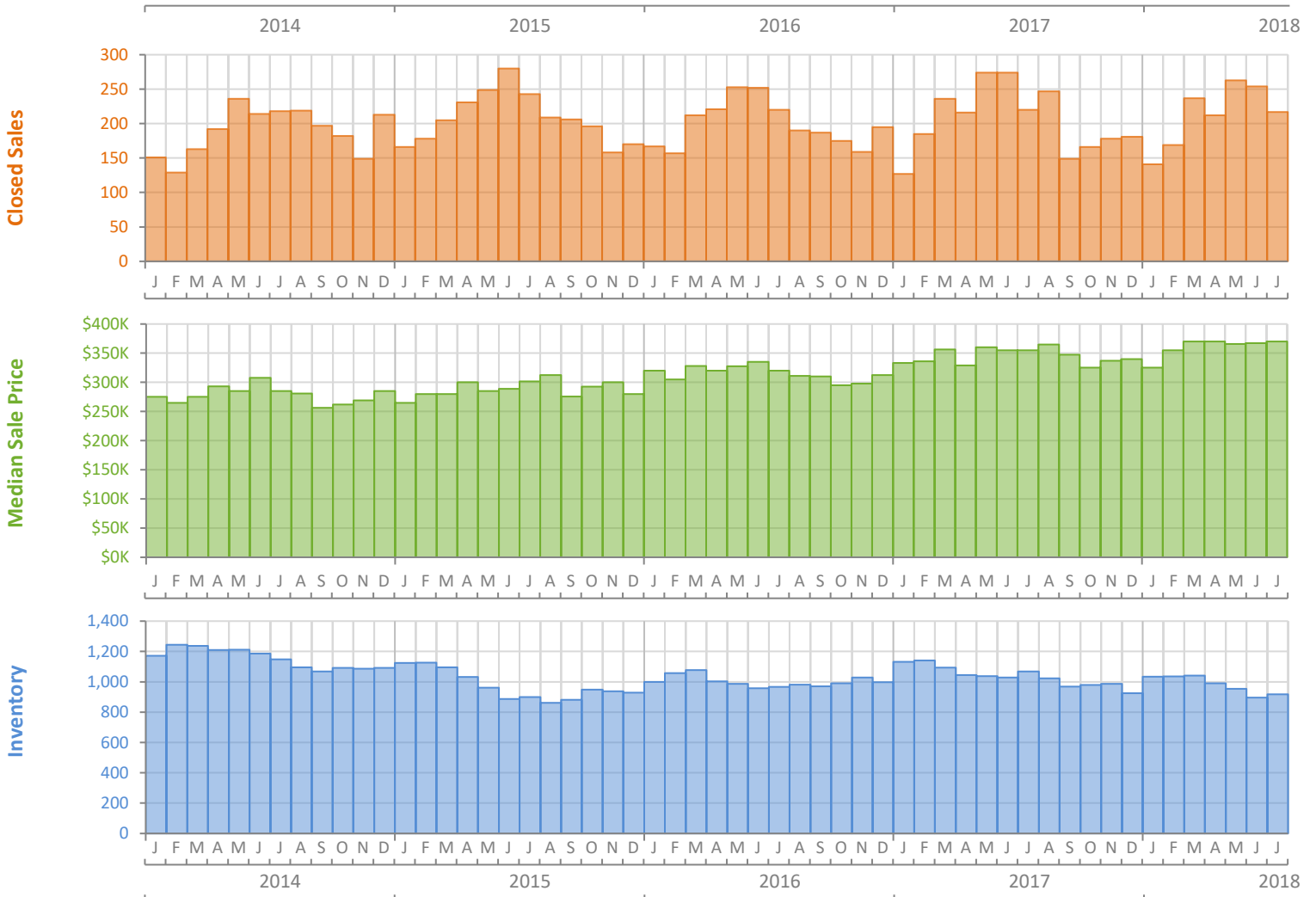
Monthly Market Summary - July 2018

Single Family Homes

Martin County



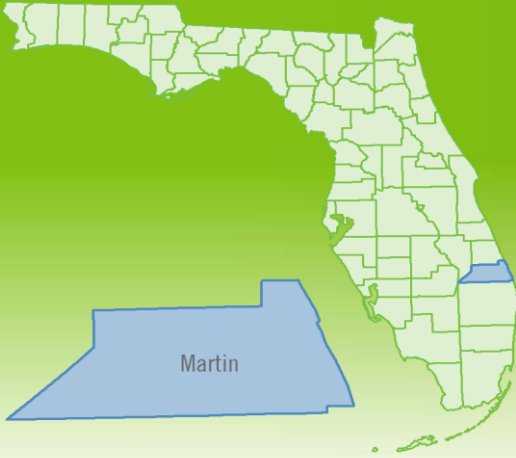
	July 2018	July 2017	Percent Change Year-over-Year
Closed Sales	217	220	-1.4%
Paid in Cash	79	70	12.9%
Median Sale Price	\$370,000	\$355,000	4.2%
Average Sale Price	\$470,267	\$492,218	-4.5%
Dollar Volume	\$102.0 Million	\$108.3 Million	-5.8%
Med. Pct. of Orig. List Price Received	94.5%	94.2%	0.3%
Median Time to Contract	50 Days	48 Days	4.2%
Median Time to Sale	97 Days	98 Days	-1.0%
New Pending Sales	200	230	-13.0%
New Listings	260	283	-8.1%
Pending Inventory	315	400	-21.3%
Inventory (Active Listings)	917	1,068	-14.1%
Months Supply of Inventory	4.6	5.3	-13.2%



Monthly Distressed Market - July 2018

Single Family Homes

Martin County



		July 2018	July 2017	Percent Change Year-over-Year
Traditional	Closed Sales	214	215	-0.5%
	Median Sale Price	\$372,500	\$357,000	4.3%
Foreclosure/REO	Closed Sales	3	5	-40.0%
	Median Sale Price	\$370,000	\$234,379	57.9%
Short Sale	Closed Sales	0	0	N/A
	Median Sale Price	(No Sales)	(No Sales)	N/A

