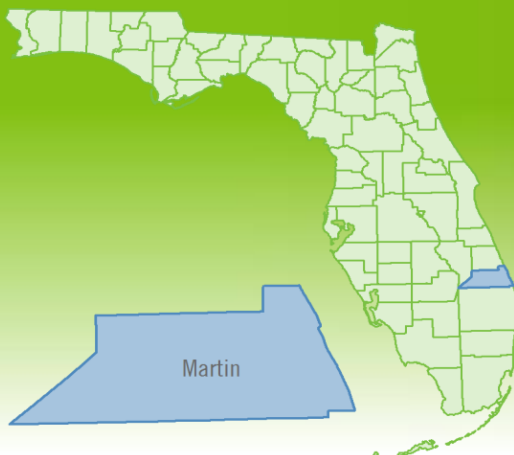


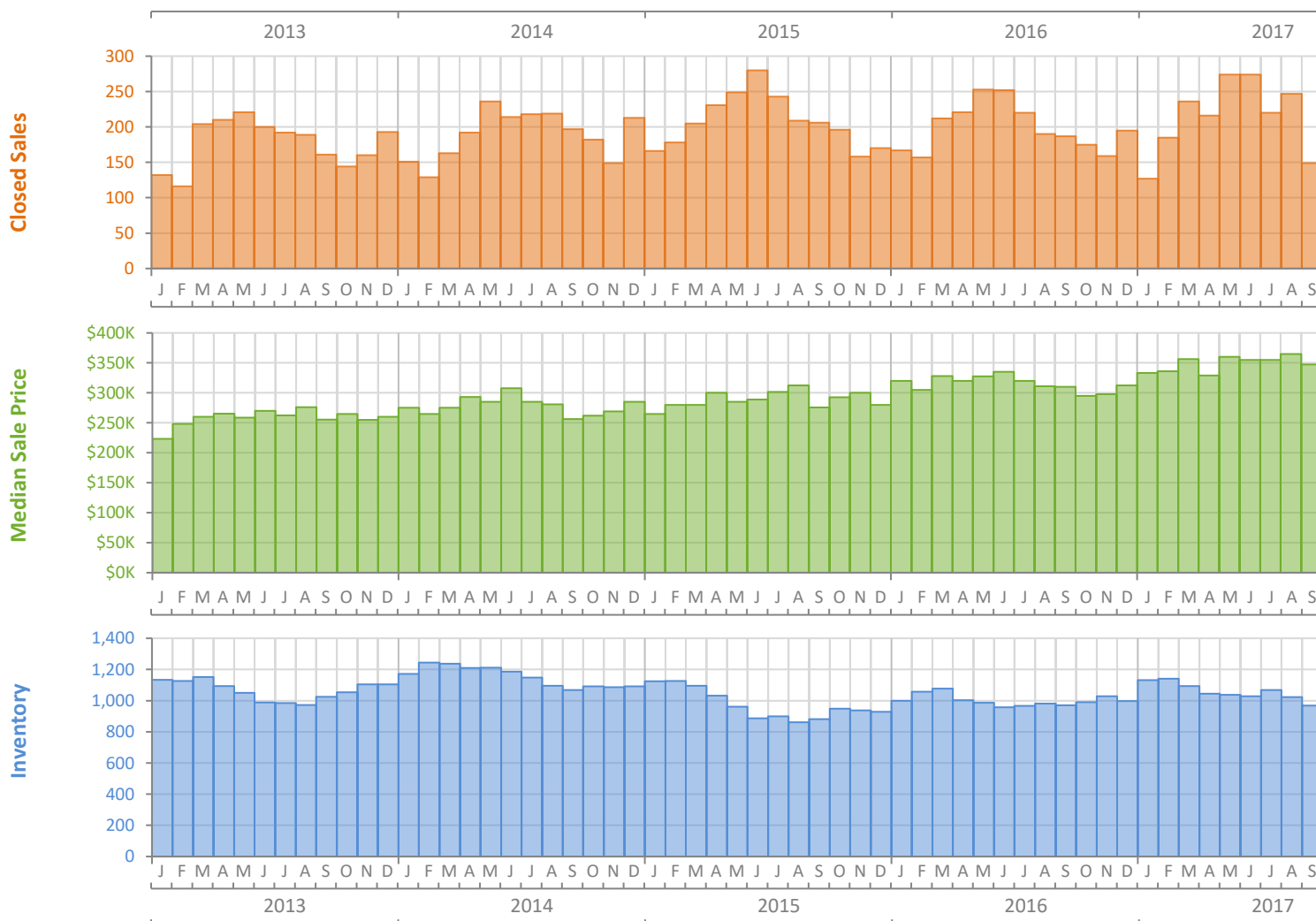
Monthly Market Summary - September 2017

Single Family Homes

Martin County



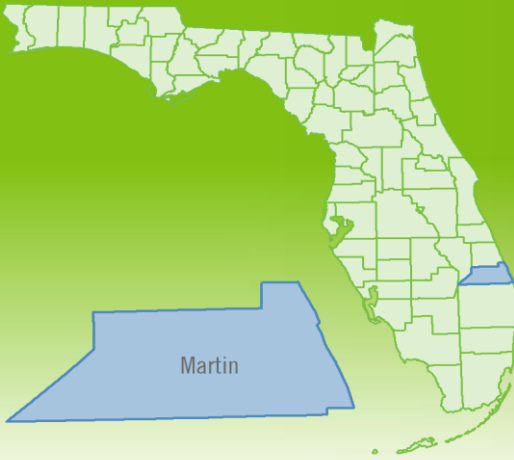
	September 2017	September 2016	Percent Change Year-over-Year
Closed Sales	149	187	-20.3%
Paid in Cash	47	59	-20.3%
Median Sale Price	\$347,600	\$310,000	12.1%
Average Sale Price	\$399,769	\$385,747	3.6%
Dollar Volume	\$59.6 Million	\$72.1 Million	-17.4%
Med. Pct. of Orig. List Price Received	95.9%	95.1%	0.8%
Median Time to Contract	44 Days	48 Days	-8.3%
Median Time to Sale	101 Days	101 Days	0.0%
New Pending Sales	116	195	-40.5%
New Listings	143	241	-40.7%
Pending Inventory	263	331	-20.5%
Inventory (Active Listings)	968	971	-0.3%
Months Supply of Inventory	4.7	4.9	-4.1%



Monthly Distressed Market - September 2017

Single Family Homes

Martin County



		September 2017	September 2016	Percent Change Year-over-Year
Traditional	Closed Sales	146	172	-15.1%
	Median Sale Price	\$355,000	\$315,000	12.7%
Foreclosure/REO	Closed Sales	1	15	-93.3%
	Median Sale Price	\$47,324	\$170,000	-72.2%
Short Sale	Closed Sales	2	0	N/A
	Median Sale Price	\$290,000	(No Sales)	N/A

