

Vision and Learning

- Estimated 20-25% of children in the US have a vision problem that may affect learning
- Eye development/visual changes occur throughout childhood
- Maryland law – school vision screening in Kindergarten, 1st, and 8th grade; 7 year gap
- Multiple optometric/ ophthalmology organizations recommend yearly to every other year vision screenings
- We added 3rd, 5th, 6th grade to close gap

Vision screening

Grade	Class Total	Opt Out	Absent/Retest
3 rd	163	3 (1%)	6 (4%)
5 th	186	4 (2%)	22(11%)
6 th	183	7 (4%)	11 (6%)
Total	532	14	39

KIPP's Visual Acuity Needs, 2016

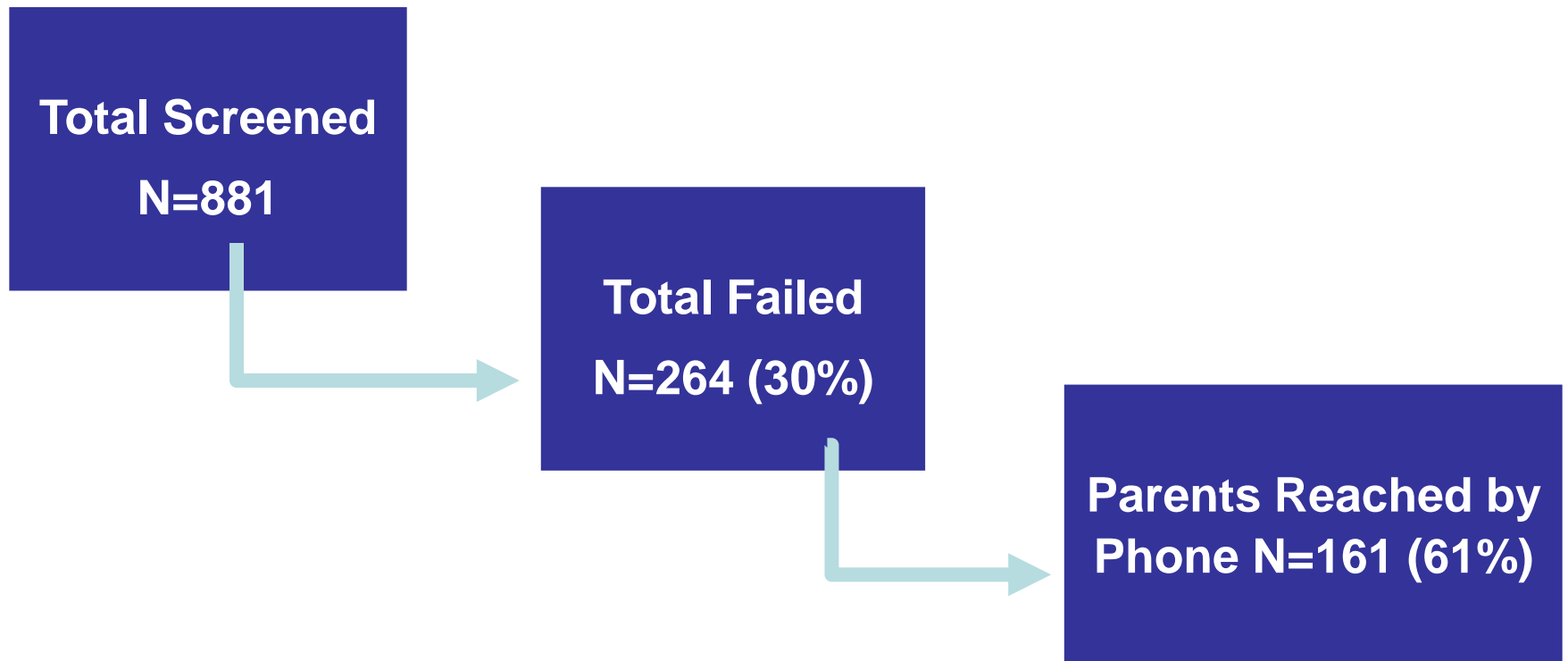
Grade	N	Fail (Acuity)	Pass (with Glasses)	Total Prevalence
Kindergarten	119	8 (7%)	5 (4%)	11%
1 st	150	21 (17%)	10 (7%)	24%
8 th	147	41 (28%)	23 (16%)	44%
3 rd	156	48 (31%)	1 (1%)	32%
5 th	148	42 (28%)	6 (4%)	32%
6 th	161	47 (29%)	4 (2%)	31%

KIPP Vision Screening

Other Vision Concerns

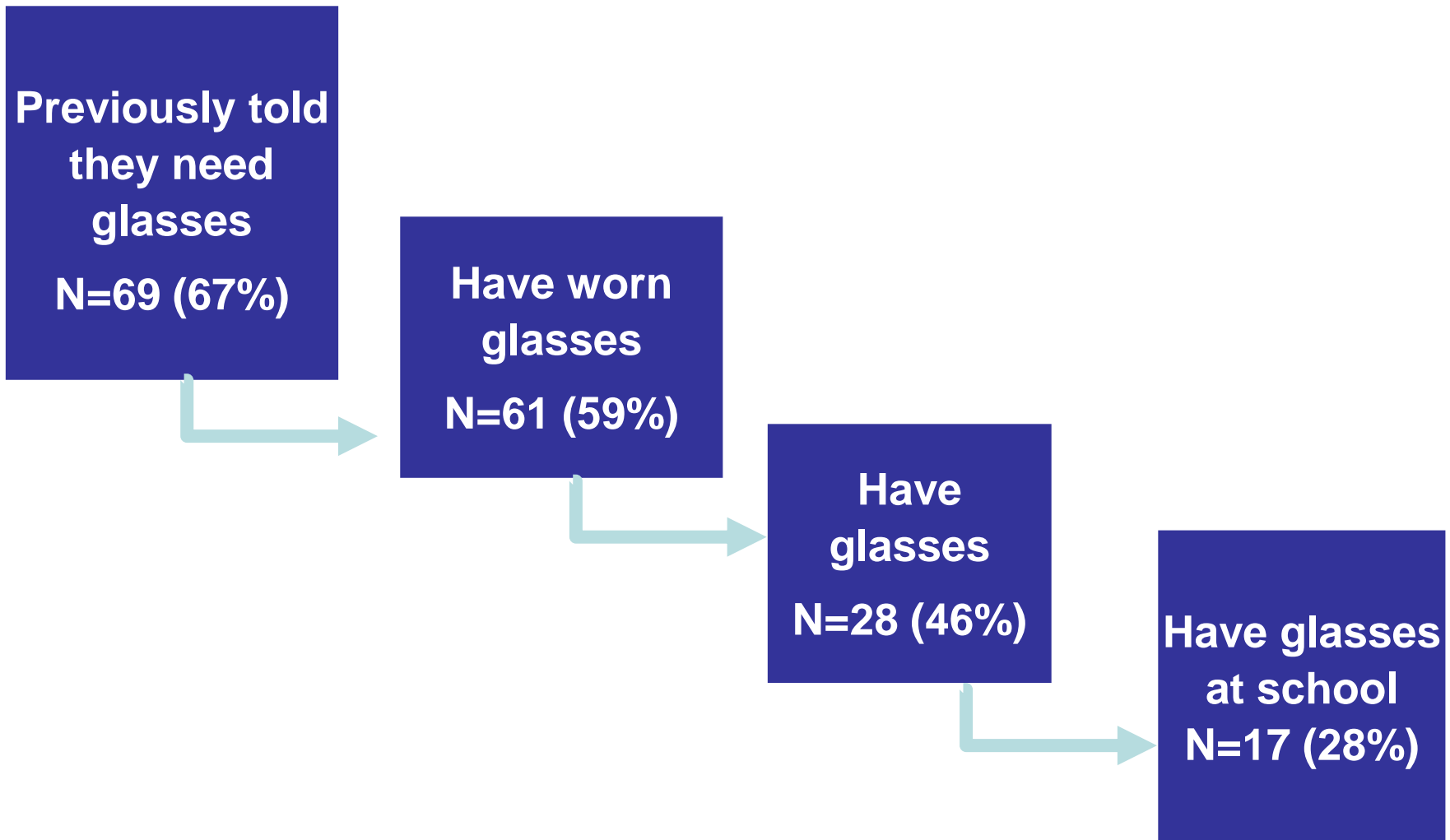
Grade	Total Screened	Cover/ Uncover	Red reflex	Stereopsis	Color vision	Eye Movemt	Pupils	External Inspection
3 rd	156	1 (1%)	2 (1%)	6 (4%)	11 (7%)	11 (7%)	2 (1%)	7 (4%)
5 th	148	2 (1%)	2 (1%)	9 (6%)	12 (8%)	4 (3%)	1 (1%)	3 (2%)
6 th	161	3 (2%)	0	3 (2%)	10 (6%)	4 (2%)	2 (1%)	3 (2%)

Vision Follow-up




Vision Follow-up

Parent Responses, N=103, 5th-6th





Kids Vision First Campaign

Total students seen at event	121
Students received glasses	93 (77%)
Students did not receive glasses	17 (14%)
Students who were referred	11 (9%)
Pairs of glasses given	185 😊



Partners: Maryland Optometric Association, Essilor Foundation





Vision Next Steps

- Extra pair of glasses for school
- Glasses wearing, behavior and academics project
- Continued vision screening by BCHD for K, 1st, 8th grade
- Additional vision screening early in fall for 3rd, 5th grade
- Second Kids Vision First event
- Collaborate with BCHD Vision to Learn Project