

Personal Security from All Angles

Safeguarding assets and information

AUTHORS

John O'Connor

Executive Vice President,
Fidelity Security Services

Gregory Dawe

Vice President, Operations
and Executive Services

Get educated on personal security and risk

- Online Fraud 3
- Managing Your Digital Footprint 6
- Home Safety and Security 8
- Vetting Individuals with Access 10
- Travel Safety 11
- Protecting Elders 12
- Resources 13

“Fidelity Security employs the most sophisticated technologies and best practices available in an effort to make certain that your sensitive information and accounts are well protected, both online and in-person. See Fidelity.com for the security features we provide.”

JOHN O’CONNOR,
EVP, FIDELITY SECURITY SERVICES



Online Fraud

While most people recognize that online fraud, or cybercrime, is a potential threat, few know how or why they may be at risk. Not understanding who the adversary might be or how they commit their crimes can put individuals at risk.

“The Bad Guy”

Economic cybercriminals pose the greatest online risk to your and your family’s personal financial data and assets. Make no mistake; many of these thieves are highly skilled and sophisticated, and use technology to steal.

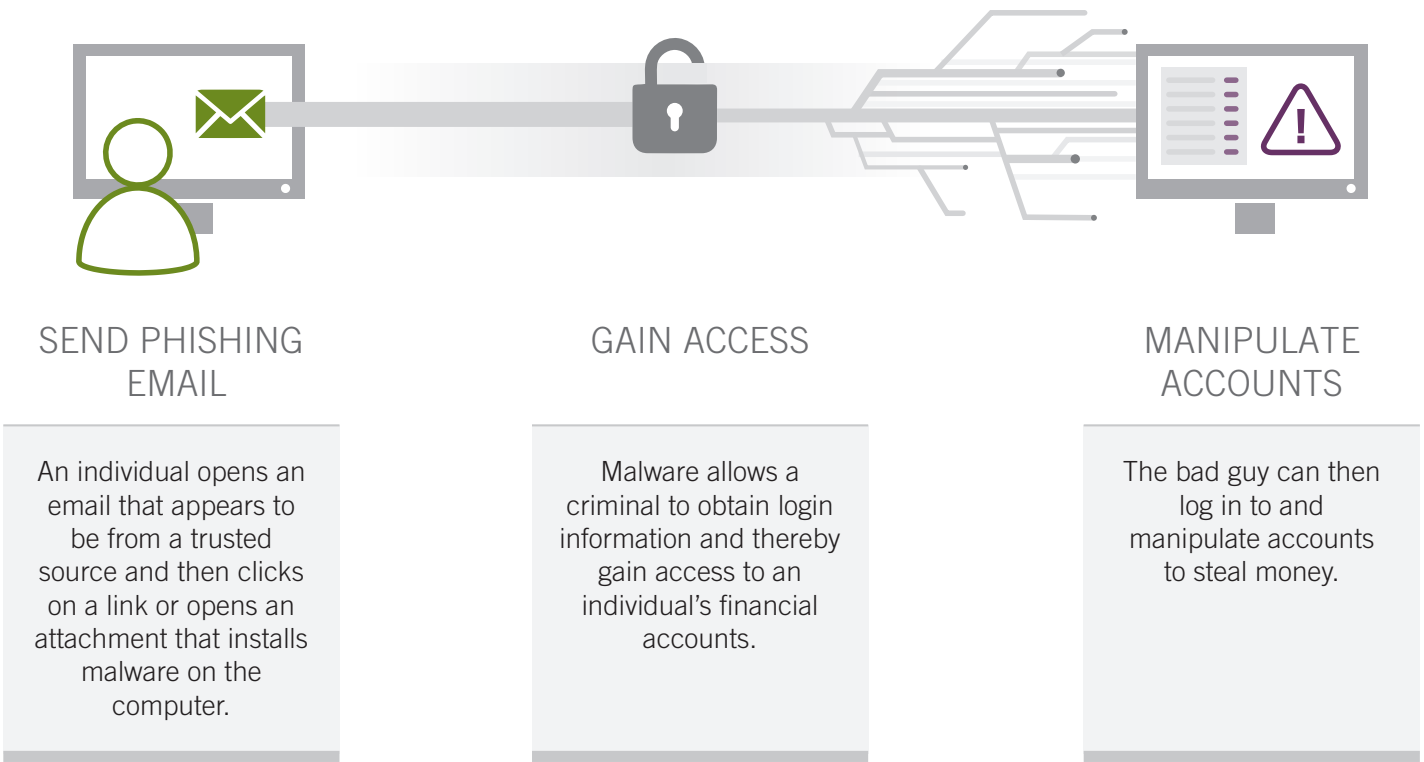
How cybercriminals operate

Indiscriminant targeting—these criminals cast a wide net, hoping the sheer quantity of potential victims will yield sufficient economic benefits (see Scam Dictionary, page 4).

Specific victim targeting—a growing and more-concerning trend. In these cases, criminals spend a great

deal of time and effort identifying a worthwhile target. They develop a victim profile based on public and private information with the goal of stealing from financial accounts.

Although the actual criminal act can take several forms, the basic steps are often similar. Below is a relatively common scenario.



SCAM DICTIONARY



KEYLOGGER

A technology that records consecutive keystrokes on a keyboard to capture username and password information.



PHISHING

An attempt to obtain financial or other confidential information from a user, typically by sending an email that mimics a legitimate organization, but contains malware (e.g., keylogger) that operates in the background to collect sensitive information.



SPEAR PHISHING

A highly personalized form of phishing where an email appears to be from a friend or financial institution, with an attachment or link to a site that downloads malware—usually spyware or a keylogger that operates in the background to collect sensitive information.



MALWARE

A software program designed to damage or cause unwanted actions on a computer system, including viruses, worms, and Trojan horses.



RANSOMWARE

A type of malware that restricts access to computer systems until the target pays a ransom to the malware operators to remove the restriction.



WHALING

A spear-phishing technique that targets high-net-worth individuals, family offices, and corporate executives.

Make yourself a difficult target

Taking some of these simple steps may discourage a potential adversary.

Limit your exposure

Treat your computing devices as you would your front door—restrict access and use strong security measures.

ACCESSING ACCOUNTS

- Use two-factor authentication whenever possible.
- A password’s length and complexity determine its strength.
- Do not use the same password for multiple financial relationships.
- Change passwords frequently—even strong passwords.
- Always access accounts via secure Wi-Fi. The convenience of public Wi-Fi is more than offset by the exposure of your login credentials to potential thieves that “hijack” the network’s traffic, capturing sensitive documents and passwords.
- Ensure your financial services firms offer fraud guarantees and strong authentication options.

EMAILS

Emails can be the easiest way for a criminal to transmit malware to your device.

- Use a dedicated email account for financial transactions.
- Be wary of unsolicited emails—especially if there is a link to a website or a request for personal information—even if they appear to come from a recognized entity.
- Ask yourself if the email attachment seems necessary, and makes sense. For example, does your favorite charity typically email you? Does your alma mater often ask you to open an attachment within its emails?

ADDITIONAL STEPS

- Consider using a dedicated device for financial transactions.
- Install industry-standard systems and software, keep them up to date, and perform regular back-ups—including mobile devices.
- Install and use antivirus software—Fidelity offers this software free for clients.
- Regularly back up sensitive data to an external drive and the cloud to protect yourself from ransomware.
- Consider adding a “security freeze” at the credit bureaus to avoid additional accounts being opened in your name.



Managing Your Digital Footprint

Online personal information can increase your “surface area” for attack. Protect yourself from unwanted attention, and know what is online about you and your family.

How much of your private information is actually public?

- LinkedIn and other business networking sites
- Facebook, Twitter, Instagram, etc.
- Online ancestry/genealogy sites
- Corporate websites containing executive biographies
- Profiles related to outside affiliations (boards, charities, etc.)
- Real property records (home listings, local assessor information, etc.)



Reduce online access to your information

- ☐ Professional consultants can determine what is online about you and your family.
- ☐ Limit disclosure of unnecessary details on social/business networking sites.
- ☐ Enable security features available on social media sites, and stay abreast of current privacy policies.
- ☐ Ensure family consistency in limiting online information.
- ☐ Review online biographies and limit the level of personal detail.

Best practices

WHEN TRAVELING	WHEN DONATING MONEY	OTHER CONSIDERATIONS
<ul style="list-style-type: none">• Don't broadcast travel plans.• Ensure family does not publicly share information as it happens, such as "We are boarding our flight for Europe!"• Be aware of posting photos tagged with locations.• Limit personal information on automatic "out-of-office" replies.	<ul style="list-style-type: none">• Charities and political organizations are often required to periodically disclose donor information.• Consider using business addresses or a personal P.O. Box for these purposes.	<ul style="list-style-type: none">• Ensure photos and personal documents are stored in a secure online repository or offline.• Remove detailed photos and information from old real estate listings to provide only basic information to those who look up your address online.

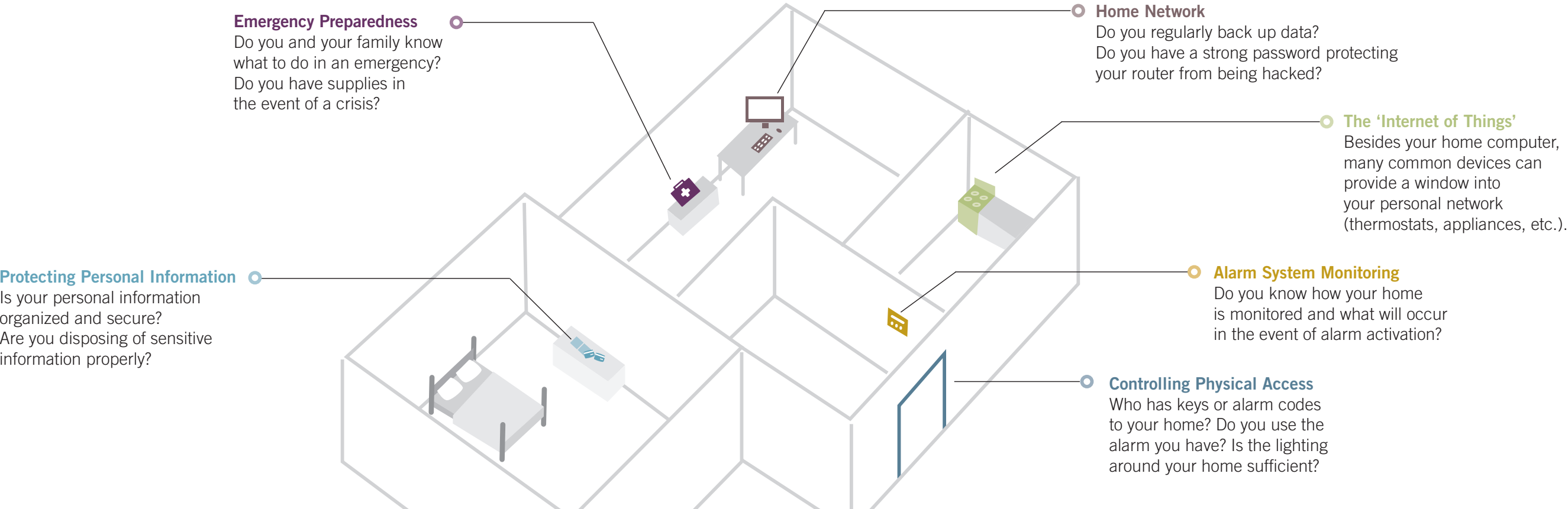


Home Safety and Security

A comprehensive residential safety and security plan can provide you with peace of mind while you enjoy the comforts of your home. An effective plan involves taking reasonable, practical precautions to mitigate common issues. Consider the following:

- While many homeowners have installed (or inherited) home alarm systems, they do not fully understand their features or monitoring strategy.
- Who has access to your home, family, and personal information?
- Do you have an emergency plan for such events as a medical situation or severe weather?

RESIDENTIAL SAFETY & SECURITY TAKES MANY FORMS



Secure Your Home

- ☐ Consider a professional “all hazards” risk assessment that will assess your home in a wide range of areas.
 - Ensure consultants are independent fact finders not tied to a specific product or service.
 - Similar to a comprehensive home inspection, a finished product should provide a roadmap with action steps to reduce risk.
- ☐ Meet with and review monitoring protocols with your alarm service provider.

☐ Enable included security features on your home network/router (firewalls, change default passwords, etc.).

☐ Are your keys and locks protected? Consult a licensed locksmith to ensure keys cannot be easily duplicated, or consider alternate locking devices.
- ☐ Review physical security features of your home and property. Are pathways well lit with motion-controlled lighting? Is landscaping cut back to eliminate potential hiding spots?

☐ Organize personal files and properly store or shred them when they’re no longer needed.

☐ Review public websites for emergency preparedness information.



Vetting Individuals with Access

While it’s uncomfortable to think anyone with access to your home would abuse that trust, it is worth investing the effort to properly screen individuals with access.

It’s not just about full-time or live-in help. Part-time employees such as tutors, nannies, dogwalkers, cleaners, etc., may have as much access as a housekeeper.

Online search engines (Google, Yahoo, etc.) can help you conduct basic research, and may highlight obvious issues or areas for concern.

With individual consent, online providers can perform local or national criminal checks, if provided with basic personal information.

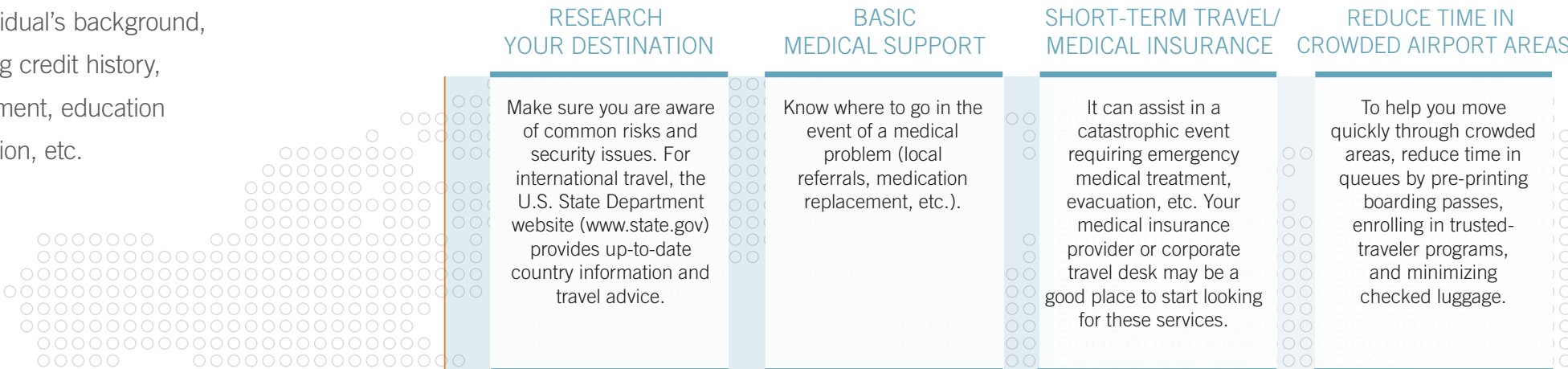
Be aware that individual state laws vary widely on what type of information may be publicly available, for how long, and how it can be used when making employment decisions.

Comprehensive vetting by professional providers can examine multiple aspects of an individual’s background, including credit history, employment, education verification, etc.



Travel Safety

Accidents happen everywhere. Taking a few reasonable steps to assess your personal risk when traveling will go a long way toward ensuring that you and your travel companions are well prepared.





Protecting Elders

Unfortunately, one of the fastest growing areas of fraud is the financial exploitation of our senior population. Although cognitive decline associated with age, mental disabilities, injuries, dementia, or other medical conditions can present significant risk factors, victims of financial exploitation may not be suffering from any diminished capacity issues. Their funds may be misappropriated at the hands of a trusted individual, as the result of undue influence, or by falling victim to a variety of scams targeting vulnerable populations.

Although every situation is different, to the right are three practical steps to reduce the risk of an elderly person being victimized. Also, a link to Fidelity’s publication, “Aging Well: A planning, conversation and resource guide,” can be found on page 13.

“One in five elderly people will be financially exploited. Only 1 in 44 cases are reported.”¹

¹ National Adult Protective Services Association, as of June 2016.



Create oversight

Ideally, more than one trusted person should have insight into their financial activity. Work with family and friends to create clear accounting for a senior citizen’s financial accounts.



Set alerts

Set up automatic alerts with financial institutions that trigger when significant transactions are requested, or when profile changes are made.



Act quickly

If you are concerned about potential fraud, seek assistance early—problems will only get worse over time. Your Fidelity representative can assist you.



Resources

Fidelity Security Overview:
<https://www.fidelity.com/security/overview>

Fidelity Customer Protection Guarantee:
<https://www.fidelity.com/security/customer-protection-guarantee>

How to add two-factor authentication on your Fidelity account:
<https://www.fidelity.com/security/soft-tokens/overview>

How to add alerts on your account:
<http://www.fidelity.com/security/monitor-your-accounts>

If you believe your identity has been stolen:
www.identitytheft.gov

Emergency preparedness for home & family:
www.fema.gov

Selecting a vendor for background checks or internet analysis:
<http://www.napbs.com/>

Additional information on protection of seniors from exploitation:
www.napsa-now.org

“Aging Well Guide,” by Fidelity Investments: https://www.fidelity.com/bin-public/060_www_fidelity_com/documents/Aging_Well_Guide.pdf

How to add a “security freeze” at the credit bureaus:
<https://www.consumer.ftc.gov/articles/0497-credit-freeze-faqs>

U.S. Trusted Traveler Programs:
<https://www.dhs.gov/trusted-traveler-programs>

Storing critical documents in a secure digital repository:
www.fidsafe.com

AUTHORS

John O'Connor | Executive Vice President, Fidelity Security Services

For the past decade, John served as Fidelity's chief security officer. He now advises Fidelity and its stakeholders on security and risk matters and advises customers on security strategies. Prior to joining Fidelity 12 years ago, John spent 20 years in the area of forensic accounting. He was a partner at Deloitte, where he was a leader of their Financial Advisory Services practice in New England. His experience also includes investigative roles at the United States Attorney's Office in Boston and the Massachusetts Attorney General's Office. John received his Bachelor's degree from the University of Massachusetts, and he is a Certified Public Accountant.

Gregory Dawe | Vice President, Operations and Executive Services

An 18-year veteran of Fidelity Investments, Greg oversees Boston operations and executive security services. He is responsible for the physical security of our associates and facilities within the Boston area as well as more than 180 investor centers throughout the United States. Greg is a former police officer and holds a Bachelor of Science degree in criminal justice from Northeastern University. He is a Certified Protection Professional (CPP)[®] and member of ASIS International.



© 2016 FMR LLC. All rights reserved.

762158.1.0

Information presented herein is for discussion and illustrative purposes only and is not a recommendation or an offer or solicitation to buy or sell any securities. Views expressed are as of the date indicated, based on the information available at that time, and may change based on market and other conditions. Unless otherwise noted, the opinions provided are those of the authors and not necessarily those of Fidelity Investments or its affiliates. Fidelity does not assume any duty to update any of the information.

Third-party marks are the property of their respective owners; all other marks are the property of FMR LLC.

If receiving this piece through your relationship with Fidelity Institutional Asset ManagementSM (FIAM), this publication may be provided by Fidelity Investments Institutional Services Company, Inc., Fidelity Institutional Asset Management Trust Company, or FIAM LLC, depending on your relationship.

If receiving this piece through your relationship with Fidelity Personal & Workplace Investing (PWI) or Fidelity Family Office Services (FFOS) this publication is provided through Fidelity Brokerage Services LLC, Member NYSE, SIPC.

If receiving this piece through your relationship with Fidelity Clearing & Custody Solutions or Fidelity Capital Markets, this publication is for institutional investor or investment professional use only. Clearing, custody or other brokerage services are provided through National Financial Services LLC or Fidelity Brokerage Services LLC, Member NYSE, SIPC.