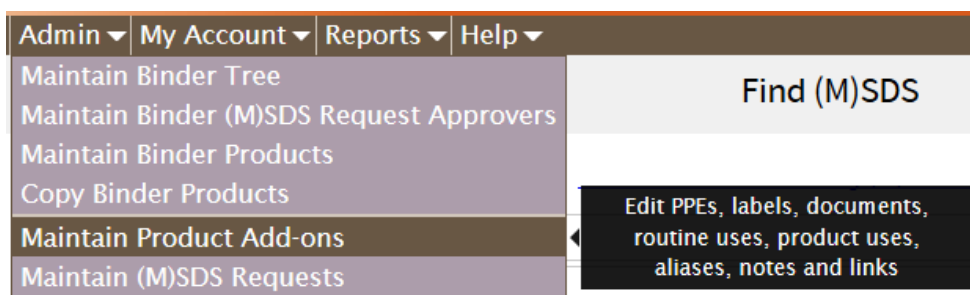
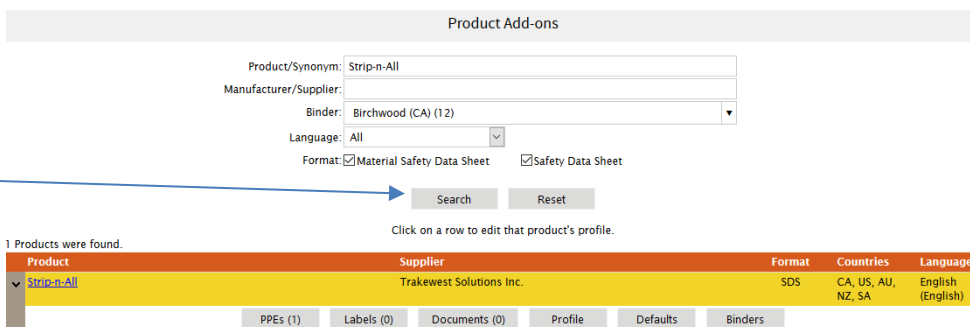


How to Create Workplace Label

1. On the main menu go to the Admin tab and select **Maintain Product Add-Ons**.



2. On the Product Add-ons page you can find and highlight the name of the product you are looking to make a workplace label for. When you click on the highlighted product a bar appears with several options. Select labels.



3. On the List Labels page select add a new workplace label.



4. On the Add Workplace Label page enter a label name. All the fields in red are mandatory. There are several types of workplace labels you can create in msdsBinders. Choose a label type.

The screenshot shows the 'Add Workplace Label' form. Fields include:

- Label Name:** Acetone
- Label Size:** 3 1/3" X 4" (6 per page)
- Language:** English (English)
- Product Label:** Strip-n-All
- Also Display:** ☒ Synonyms... ☐ Aliases...
- Supplier Label:** Trakewest Solutions Inc.
- Product Use:** Industrial use
- Label Type:** GHS Workplace Label
- Format:** Safety Data Sheet

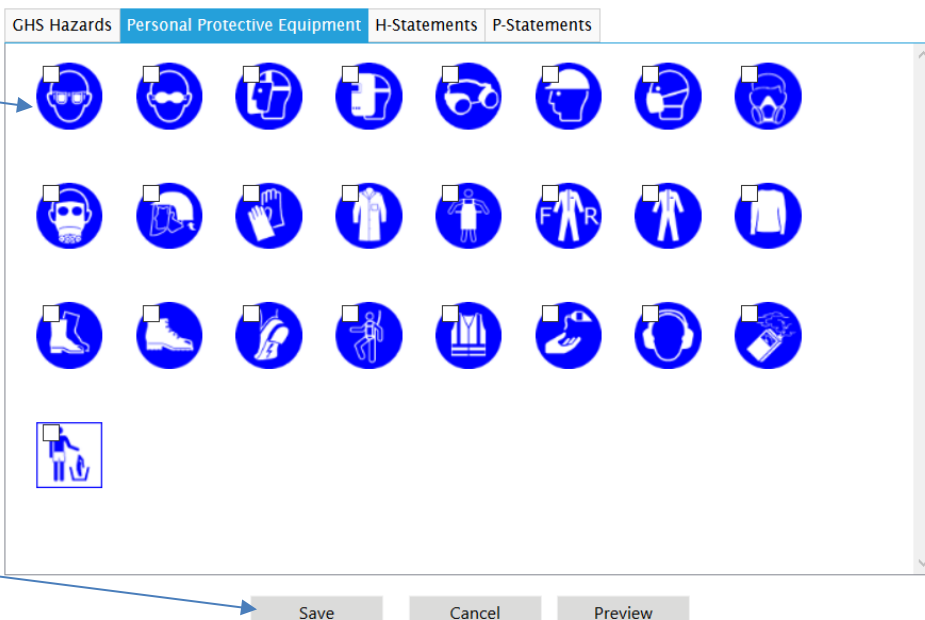
A blue arrow points from the text 'Choose a label type.' to the 'Label Type' field.

How to Create Workplace Label

Select the PPE for product use.

Click save to keep your changes.

GHS Hazards Personal Protective Equipment H-Statements P-Statements



Save Cancel Preview

5. The label can now be found by any user from the Find MSDS page.

Click label to open.

Find (M)SDS

[Watch a video on finding \(M\)SDSs effectively](#)

Product/Synonym: Strip-n-All
Manufacturer/Supplier:
CAS Number:
UN Number:
Binder: Birchwood Waste Division (CA)

Search Reset Download




1 Products were found. 1 are in SDS format.
(Last Inventory Date: 03/28/2017 9:34AM)
* To receive e-mail notification if a Product (M)SDS changes, click the Help link.

Product	Supplier	Issue Date
<input type="checkbox"/> Strip-n-All	1789 Trakewest Solutions Inc. Labels	04/24/2016






5. The finished product and workplace label.

Strip-n-All

Trakewest Solutions Inc. (Industrial use)

 **DANGER**  

GHS Hazards

Personal Protective Equipment

Harmful in contact with skin Causes severe skin burns and eye damage. Causes serious eye damage. Toxic if inhaled.

Hazard Statements

Do not breathe mist, vapors, or spray. Wash thoroughly after handling. Use only outdoors or in a well-ventilated area. Immediately call a poison center or doctor. Wash contaminated clothing before reuse. IF SWALLOWED: Rinse mouth. Do NOT induce vomiting. IF ON SKIN (or hair): Take off immediately all contaminated clothing. Rinse skin with water/shower. IF INHALED: Remove person to fresh air and keep comfortable for breathing. IF IN EYES: Rinse cautiously with water for several minutes. Remove contact lenses, if present and easy to do. Continue rinsing. Store locked up. Store in a well-ventilated place. Keep

Precautionary Statements

Refer to the Safety Data Sheet at <https://acme.msdsbinders.com> for additional information.