



Influenza Surveillance Summary

Week 50: December 11, 2016 – December 17, 2016

Influenza surveillance for Kane County Health Department includes the collection of data from hospital emergency rooms, laboratories, and public schools. Our participants have reported the following aggregate measures:

- Among three reporting hospital emergency rooms, 1.2% of visits were for influenza-like illness (ILI).
- During Week 50, labs reported that 18 of 258 (7.0 %) of specimens tested for influenza were positive. Of these eighteen specimens:
 - Seven (38.9%) were positive for Influenza A
 - Nine (50.0%) were positive for Influenza B
 - Two (11.1%) were positive for Influenza A/BNo other specimen tested positive for the week ending December 17, 2016.
- During Week 50, the ILI absenteeism rate for public schools in Kane County was 0.17%. No school reached the threshold rate of 5%. Thus, no school was closed due to increased ILI activity.
- As of the week ending December 17, there have been 0 cases of influenza-related ICU admissions reported to the health department. No influenza-associated pediatric deaths were reported.
- To date, 0 outbreaks of influenza have been reported in Long-Term Care/Assisted Living facilities in Kane County.

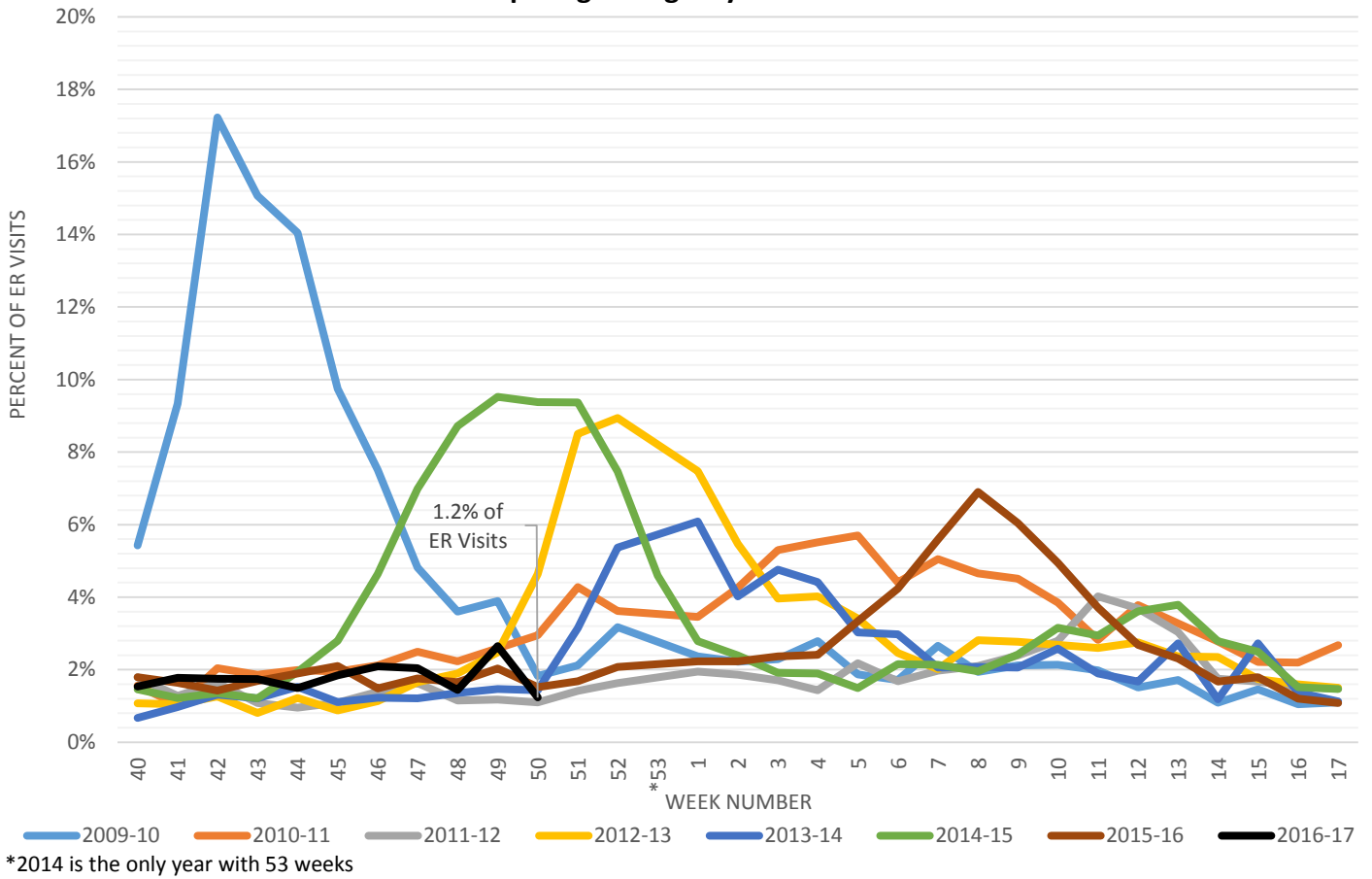
The health department would like to thank the participating hospitals, laboratories, individual schools, and school districts that provide the data that make this monitoring possible.

¹Influenza-like illness (ILI) is defined as fever > 100°F with cough or sore throat without other known cause

²Rapid influenza testing cannot distinguish influenza infections caused by novel influenza A viruses. The sensitivity of this type of testing has been shown to range between 20-100% for seasonal influenza viruses. A negative result does not exclude influenza virus infection.

*Data are provisional

Kane County Health Department Influenza-Like-Illness Surveillance: Emergency Room Visits Participating Emergency Rooms: N=3



During Week 50, 1.2% of reported hospital emergency room visits was for influenza-like illness (ILI)¹.

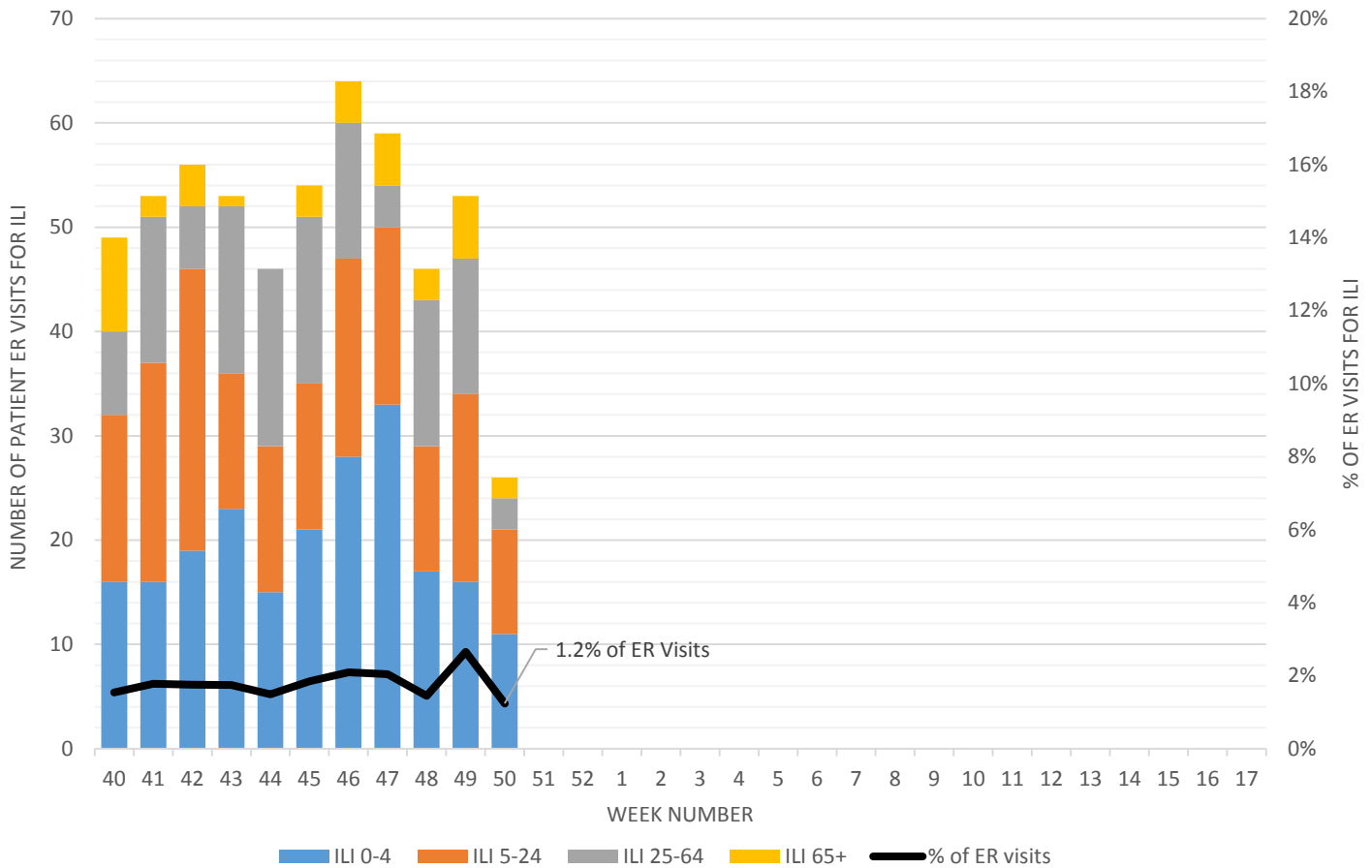
Each week, data for the 2016-17 season will be presented with data from the previous flu seasons to show the trend of ER visits for ILI over time.

¹Influenza-like illness (ILI) is defined as fever > 100°F with cough or sore throat without other known cause

²Rapid influenza testing cannot distinguish influenza infections caused by novel influenza A viruses. The sensitivity of this type of testing has been shown to range between 20-100% for seasonal influenza viruses. A negative result does not exclude influenza virus infection.

*Data are provisional

Kane County Health Department Influenza-Like-Illness Surveillance: Percent of ILI Visits by Age Participating Emergency Rooms: N=3



Visits for influenza-like illness to reporting emergency rooms during Week 50 had the following age distribution:

- 0-4 years: 42.3% of all ILI visits
- 5-24 years: 38.5% of all ILI visits
- 25-64 years: 11.5% of all ILI visits
- 65+ years: 7.7% of all ILI visits

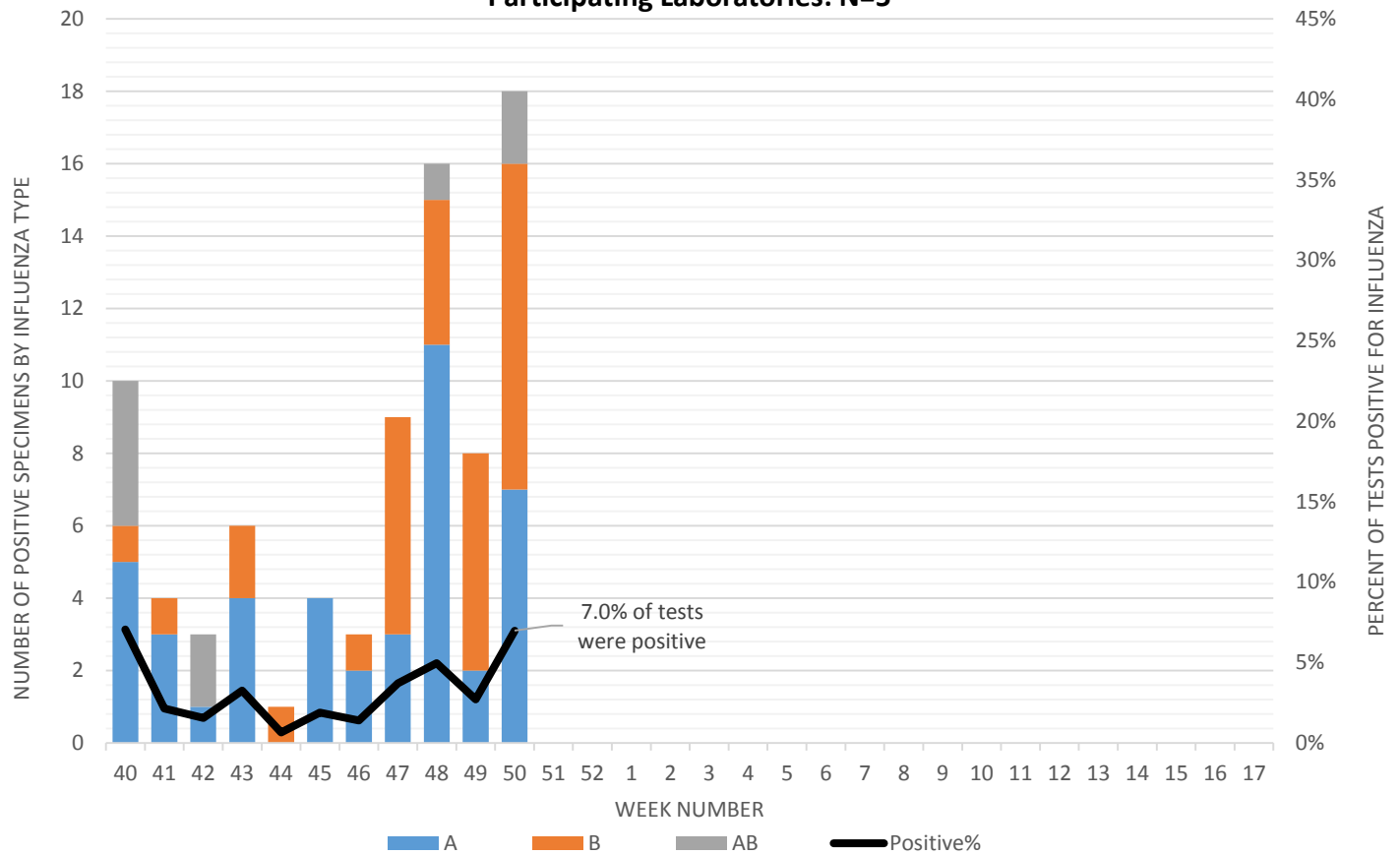
Throughout the season, KCHD will provide updated information on the total number of people visiting the emergency room for ILI, and what age groups make up those visits. This week, 1.2% of all visits to reporting emergency rooms were for ILI.

¹Influenza-like illness (ILI) is defined as fever > 100°F with cough or sore throat without other known cause

²Rapid influenza testing cannot distinguish influenza infections caused by novel influenza A viruses. The sensitivity of this type of testing has been shown to range between 20-100% for seasonal influenza viruses. A negative result does not exclude influenza virus infection.

*Data are provisional

Kane County Health Department Influenza-Like-Illness Surveillance: Rapid Influenza Tests Participating Laboratories: N=5



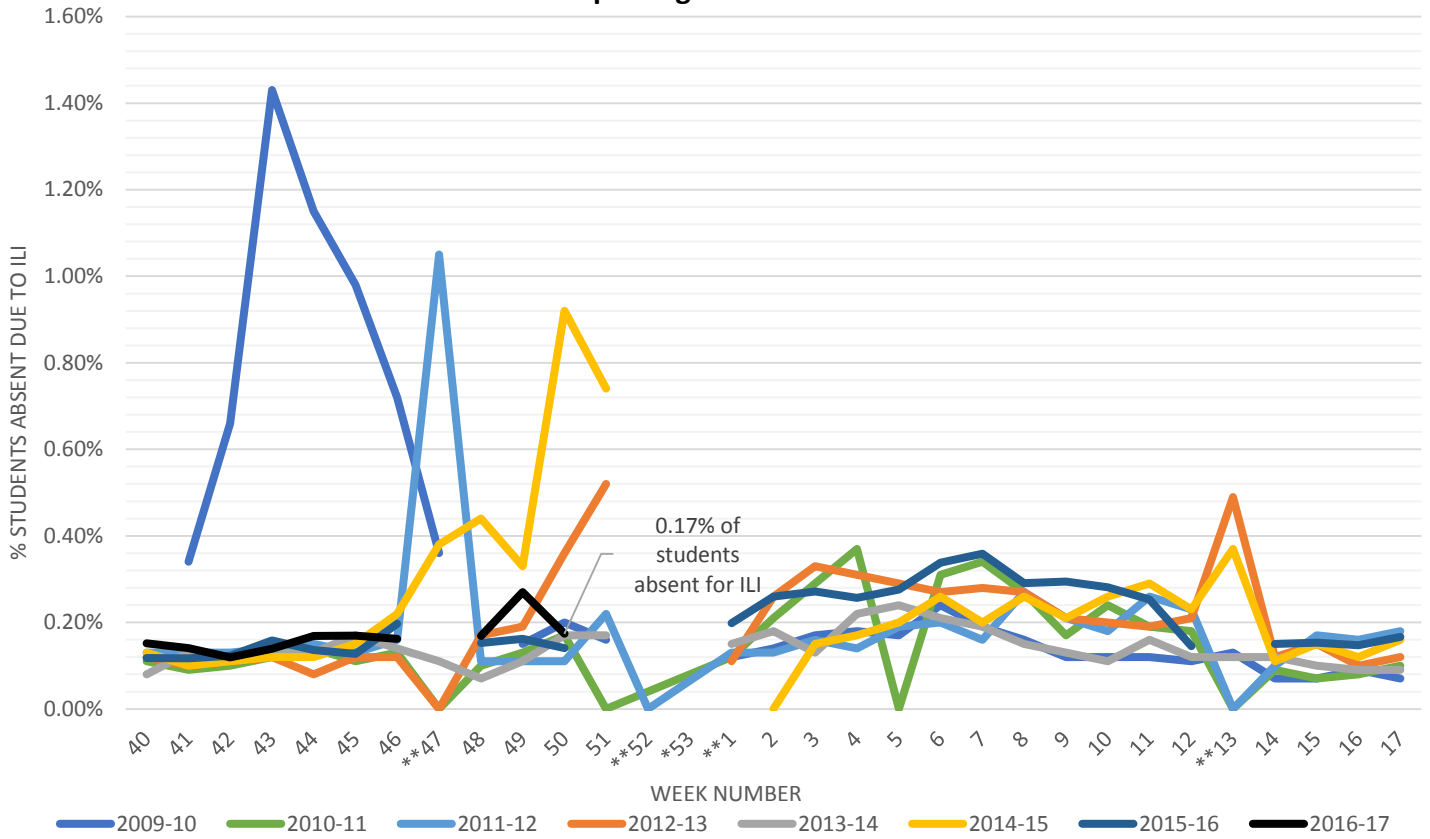
Kane County Labs (5)		Week: 50	
	Number	Percent	
Specimens Tested	258		
Specimens Positive	18	7.0%	
Positive Specimens by Type			
Influenza A	7	38.9%	
Influenza B	9	50.0%	
Influenza AB	2	11.1%	
Unknown	0	0.0%	

¹Influenza-like illness (ILI) is defined as fever > 100°F with cough or sore throat without other known cause

²Rapid influenza testing cannot distinguish influenza infections caused by novel influenza A viruses. The sensitivity of this type of testing has been shown to range between 20-100% for seasonal influenza viruses. A negative result does not exclude influenza virus infection.

*Data are provisional

Kane County Health Department Influenza-Like-Illness Surveillance: ILI-Related School Absenteesim Reporting Schools: N=139



*2014 is the only year with 53 weeks
 **Schools closed for holiday

During Week 50, the ILI absenteeism rate for public schools in Kane County was 0.17%. No school reached the threshold rate of 5%. Thus, no school was closed due to increased ILI activity.

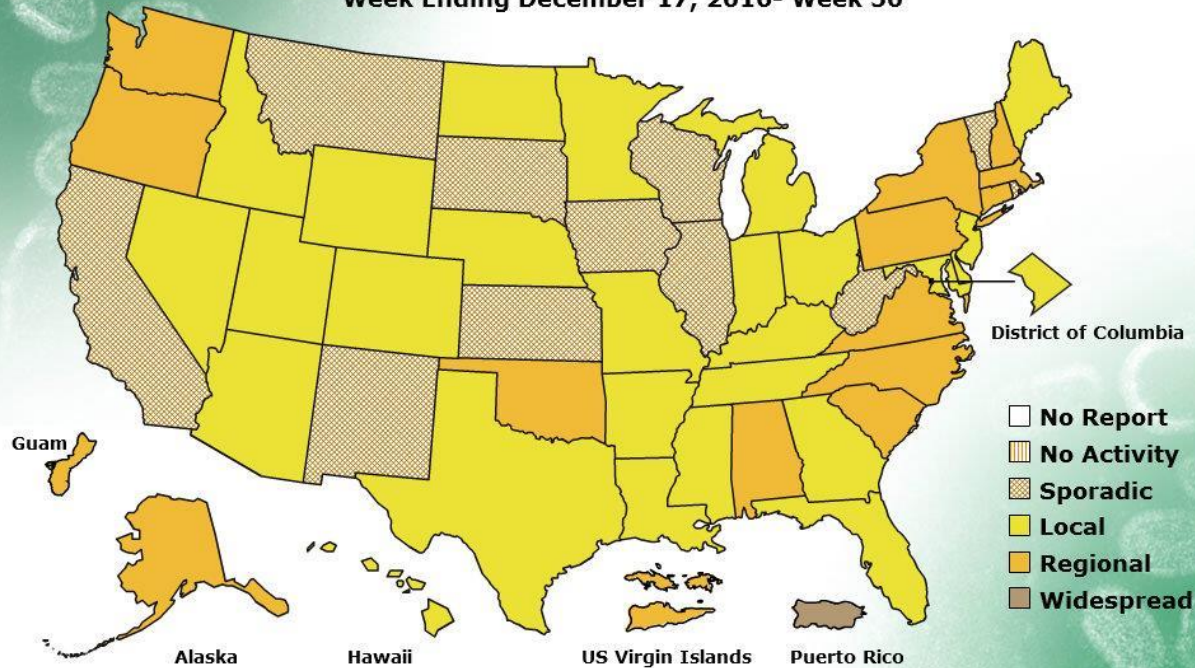
¹Influenza-like illness (ILI) is defined as fever > 100°F with cough or sore throat without other known cause
²Rapid influenza testing cannot distinguish influenza infections caused by novel influenza A viruses. The sensitivity of this type of testing has been shown to range between 20-100% for seasonal influenza viruses. A negative result does not exclude influenza virus infection.
 *Data are provisional

FLUVIEW



A Weekly Influenza Surveillance Report Prepared by the Influenza Division
Weekly Influenza Activity Estimates Reported by State and Territorial Epidemiologists*

Week Ending December 17, 2016- Week 50



*This map indicates geographic spread and does not measure the severity of influenza activity.

- No Activity:** No laboratory-confirmed cases of influenza and no reported increase in the number of cases of ILI.
- Sporadic:** Small numbers of laboratory-confirmed influenza cases or a single laboratory-confirmed influenza outbreak has been reported, but there is no increase in cases of ILI.
- Local:** Outbreaks of influenza or increases in ILI cases and recent laboratory-confirmed influenza in a single region of the state.
- Regional:** Outbreaks of influenza or increases in ILI and recent laboratory confirmed influenza in at least two but less than half the regions of the state with recent laboratory evidence of influenza in those regions.
- Widespread:** Outbreaks of influenza or increases in ILI cases and recent laboratory-confirmed influenza in at least half the regions of the state with recent laboratory evidence of influenza in the state.

¹Influenza-like illness (ILI) is defined as fever > 100°F with cough or sore throat without other known cause

²Rapid influenza testing cannot distinguish influenza infections caused by novel influenza A viruses. The sensitivity of this type of testing has been shown to range between 20-100% for seasonal influenza viruses. A negative result does not exclude influenza virus infection.

*Data are provisional