

Beginning next week any 1st grade student who completes Smarty Ants can log into AchieveBoost to begin working on reading comprehension. Students will log into Clever and select the Achieve3000 icon instead of the Smarty Ants icon. They will automatically take a pre-test to place them into the program at the correct level and will then be able to begin reading articles.

The document below can be used as a self-guided tour for any teachers moving students from Smarty Ants to Boost.

Pre-Assignment & Introduction

Accelerate Literacy. Achieve Lifelong Success.

Achieve3000® provides the only patented, cloud-based solutions that deliver daily differentiated instruction for nonfiction reading and writing that's precisely tailored to each student's Lexile® reading level.

▶ See How it Works

To help jumpstart your learning,

- Access www.achieve3000.com
- View “See How It Works”

Achieve3000, help me ...

Text






[Explore Interactive Tours](#)

[See what's new for 2017-18 \(demo videos\)](#)


[Get Started: Class Setup](#)

[Get Started: Administer LevelSet](#)

Introduction to the 5-Step Literacy Routine

-  **5-Step Literacy Routine (KidBiz3000)**
Use this video to introduce your students to the routine and help them understand the best practices that will drive acceleration. (Grades 2-5)
-  **5-Step Literacy Routine (TeenBiz3000)**
Use this video to introduce your students to the routine and help them understand the best practices that will drive acceleration. (Grades 6-8)
-  **5-Step Literacy Routine (Empower 3000)**
Use this video to introduce your students to the routine and help them understand the best practices that will drive acceleration. (Grades 9-12)
-  **Watch the 5-Step Literacy Routine in action.**
Learn how you can support your students throughout The 5-Step Literacy Routine.
-  **View 5-Step Literacy Routine student cards**
Use this to introduce students to the routine and help them understand the best practices that will drive

Additionally, please login to
<https://portal.achieve3000.com/index>

- Navigate to 
- View [Introduction to the 5-Step Literacy Routine](#)



What aspects do you think will resonate with students?

Where might Achieve3000 fit at your school/classroom?

MODULE



Class Setup, LevelSet,™ Career Center


Achieve3000, help me ...

Text

Explore Interactive Tours

- 🗨 Explore the Teacher Edition
- 🗨 Tour the Lesson Carousel
- 🗨 Teach complex texts with Blended Simple ...
- 🗨 Customize my courses to meet my curriculum
- 🗨 Monitor class progress with Key Insights
- 🗨 Grade student work
- 🗨 Connect students' Lexiles with career goals
- 🗨 Motivate students with points & achieveme...
- 🗨 Collect lessons you love using Favorites
- 🗨 Assign lessons to my class
- 🗨 Foster peer-to-peer discussion and debate
- 🗨 **Customize class and student settings**

Class Setup

- Navigate to  Ask Achieve3000
- [Explore Interactive Tour](#)
Customize class and student settings
Customize my courses to meet my curriculum

Class Settings

- Allow time for teachers to confirm appropriate Class Course for each of their classes.

Student Settings

- Teachers should also be given time to edit student settings.


Note:

- Rosters are uploaded via Clever Nightly Sync
- Students may be enrolled in more than one class depending on Clever sharing rules.

Get Started: Administer LevelSet

- ▶ [Prepare students for the LevelSet assess...](#)
Use this video with students to prepare them for LevelSet: TeenBiz
- 📄 [Download student prep guidelines](#)
Use this document to prepare students to take LevelSet
- ▶ [Access LevelSet results](#)
Learn more about how to access results and address any potentially invalid test results.
- ▶ [Track LevelSet completion](#)
See which students have taken LevelSet. Remember, you have only three weeks to manually adjust Lexile levels.
- 📄 [View a teacher's guide to administering Le...](#)
Learn more about adjusting LevelSet scheduling and settings in your classroom.

LevelSet™

- Navigate to  Ask Achieve3000
- Click [Get Started: Administer LevelSet](#)
- View [Prepare students for LevelSet](#) video
- Allow time for teachers explore additional materials to help administer LevelSet.
- Agree on a testing window and other logistics for administration of this assessment.


Achieve3000, help me ...

Text

Explore Interactive Tours

- Explore the Teacher Edition
- Tour the Lesson Carousel
- Teach complex texts with Blended Simple ...
- Customize my courses to meet my curriculum
- Monitor class progress with Key Insights
- Grade student work
- Connect students' Lexiles with career goals**
- Motivate students with points & achieveme...
- Collect lessons you love using Favorites

Career Center

- Navigate to  Ask Achieve3000
- Explore Interactive Tour**
Connect students' Lexiles with career goals
- Provide access to a demo student account for hands-on exploration of the Career Center.



How do you think students will respond to seeing their current Lexile in relation to their career goal?

Post-Assignment

<http://doc.achieve3000.com/article/LevelSetChecklist/LevelSetChecklist.pdf>

- ✓ Administer the LevelSet™ Assessment
- ✓ Review results
- ✓ Introduce students to the Career Center to select a Top Career

MODULE

2

Ensuring Fidelity of Student Work

Before
Reading
Poll

Article

Activity

After
Reading
Poll

Thought
Question

Fidelity of Student Work

- Remind teachers of the 5-Step Literacy Routine video from Module 1.
- Work with a partner, click start lesson, and walk through each of the 5 Steps.
- Discuss and show what students should be doing at each step.
- Sketch a T-chart to record notes

What is the Instructional Purpose of this Step?	What should Student Fidelity look like?
1.	1.
2.	2.
3.	3.
4.	4.
5.	5.

Achieve3000, help me ...

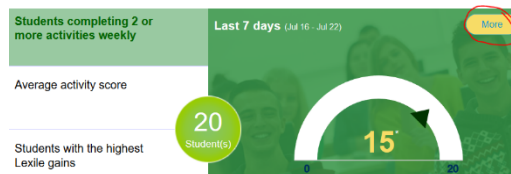
Text

Explore Interactive Tours

- Explore the Teacher Edition
- Tour the Lesson Carousel
- Teach complex texts with Blended Simple ...
- Customize my courses to meet my curriculum
- [Monitor class progress with Key Insights](#)
- Grade student work
- Connect students' Lexiles with career goals
- Motivate students with points & achieveme...

Monitor Student Work

- Navigate to [Ask Achieve3000](#)
- [Explore Interactive Tour](#)
- Monitor class progress with Key Insights
- Allow time for review student performance data.
- Click on the [More](#) button for complete reports.



Are students completing at least 2 articles per week?


Are students scoring 75%+ on

activities?

Motivate Students

- Help students analyze their own data
Use the tips in the following document to help your students set their own goals and monitor progress toward their goals.
- Use Key Insights to celebrate success
Use these tips to celebrate success with your students.
- View the student career-planning tool
Motivate students to set career goals, track their progress and monitor Lexile growth.
- Chart to track first-try Activity scores
Encourage students to track their own usage and performance using this tracking tool.
- View student assignment tracker tool
Put the following tool in your students' hands to help them track their progress through their assignments.

Student Self-Monitoring

- Navigate to  Ask Achieve3000
- View [Motivate Students](#)
- Allow time for teachers to explore available resources.



Share how you plan to assist students with goal-setting and ongoing self-monitoring of their progress towards long-term goals.

Post-Assignment

- ✓ Review Key Insights
- ✓ Establish ways to regularly celebrate success
- ✓ Use a demo student login to show students how to track their own progress in My Lessons.




TeenBiz PRO™ NC Edition
LANGUAGE PERI... ▾

Points: 1769 (≥ 75%): 0
Activities: 0
Top Career: Painter, Construction...

Fred ▾

My Lessons

1 2 3 4 5 6 7 8 ▶▶

Dates	Lesson	Topic
Start: 7/5/17 End: 7/11/17	 Big Bad Wolves...Or Not? Do gray wolves need laws to keep them safe in Oregon? Some say yes. Others say no.	News: Environment
Start: 7/7/17 End: 7/13/17	 Volcano Puts on a Show Many people like to visit Yasur volcano. It's on an island in the Pacific.	News: World Beat
Start: 7/10/17 End: 7/16/17	 Seven New Worlds Scientists have found seven Earth-size planets. Some of these planets could support life.	News: Space

Lesson Progress ▾

Lesson Progress
Activities
Math
Thought Questions & Writing

Pre-Assignment for Module 3

https://doc.achieve3000.com/tutorials/Five_Steps_for_Teachers.html

Please view this video prior to our next session to learn about the role of the teacher in the 5-Step Routine.

- ✓ Open 1 article that you plan to use with students.
- ✓ Explore the Supporting Teacher Resources within that article.
- ✓ Come prepared to share how you will incorporate this article within a class lesson.

MODULE The Role of the Teacher


Achieve3000, help me ...

Text

Explore Interactive Tours

- Explore the Teacher Edition
- Tour the Lesson Carousel
- Teach complex texts with Blended Simple ...**
- Customize my courses to meet my curriculum
- Monitor class progress with Key Insights
- Grade student work

Blended Simple Rigor

- Debrief Pre-Assignment
- Navigate to  Ask Achieve3000
- Explore Interactive Tour**
Teach complex text with Blended Simple Rigor
- Allow time for teachers to explore available resources – Curriculum Key, Graphic Organizer, etc.




Be prepared to share specifics of the teacher's role before, during, and after student-independent practice with an article?

Explore Interactive Tours

- Explore the Teacher Edition
- Tour the Lesson Carousel
- Teach complex texts with Blended Simple ...
- Customize my courses to meet my curriculum
- Monitor class progress with Key Insights
- Grade student work
- Connect students' Lexiles with career goals
- Motivate students with points & achievement...
- Collect lessons you love using Favorites
- Assign lessons to my class**
- Foster peer-to-peer discussion and debate

Schedule My Lessons

- Navigate to  Ask Achieve3000
- Explore Interactive Tour**
Assign lessons to my class

Hands-on Practice

- Allow time for teachers to explore Advance Search Options and customize lesson delivery schedules for each of their classes.



Subject	Received
Earliest Peoples: Scientists Strike Gold	Jul/19/2017
Earliest Peoples: Secrets of the Sahara Uncovered	Jul/17/2017
Hidden No More	Jul/17/2017
Reports - Jul 16, 2017	Jul/16/2017
Kenyan Dancer Soars	Jul/14/2017
Earliest Peoples: Saving the Paintings	Jul/12/2017
Seven New Worlds	Jul/10/2017
Volcano Puts on a Show	Jul/7/2017

Weekly Mailbox Report

- Navigate to Mailbox
- Open email with “Reports” in the subject
- Emphasize the **Activities** column and the **Activity Avg Score** column to quickly check number of activities completed and their average score over the **past 7 days**.

1st Period English 10

Student Name	Lexile	Product (Scaffolds)	Total Logins	First Login	Last Login	Activities	Avg Weekly Activities	Activity Avg Score	Summarize (Total)	Generate Quizzes (Total)
Thompson, Daphne	900L	EmpowerPro (Standard)	0			2	1.8 ¹	32%	0	0
Thompson, Shaggy	250L	EmpowerPro (Intervention, Language)	0			1	0.9 ¹	50%	0	0

(Goal = 2 activities/week, 75%+ Average Score)

Achieve3000, help me ...

reports

[View the Achieve3000 report sampler](#)
 Review the Achieve3000 Reports Sampler to help you interpret data and plan for next steps.

[Monitor students' progress](#)
 Watch this video to learn how to monitor students' progress towards the 40-Activity goal.

[View the lesson progress tracking tool](#)
 This tracking tool helps students monitor completion of their lessons.

Other Reports

- Remind teachers of reports they already know how to access from the Key Insights panel.
- Navigate to [Ask Achieve3000](#)
- Search “reports”
- [View the Achieve3000 report sampler](#)
- Allow time for teachers to scan the breadth of available reports.

Note:

- *If time permits, continue with hands-on practice.*
- *If time is limited, view 1 report each week during PLC meetings.*

Post-Assignment

<http://doc.achieve3000.com/article/ImplementBlendedLearning/ImplementBlendedLearning.pdf>





- ✓ Use this template to plan and deliver a lesson with students. Be prepared to share at our next PLC meeting.
- ✓ Read and respond to student work in the Grading Center.

Hands-on Practice with Reports


Achieve3000, help me ...

Text







Monitor Progress Monthly

-  View the College and Career Readiness c...
Interpret students' Lexile Scores, using Lexile grade-specific bands.
-  Learn about College & Career Readiness
View the demo to learn how to take action with your student data using our College & Career Readiness report.
-  Forecast student performance on assessm...
Learn how you can forecast students' performance on their high-stakes assessment. Only available in some U.S. states.
-  Use the student performance planning tool
Create an action plan for students who are not forecasted to meet the desired performance goals.


1. Forecast Report

- Navigate to  Ask Achieve3000
- [Monitor Progress Monthly](#)
Forecast student performance on assessments
- Run this report to see how your students are forecasted to score on the state assessment at the end of the school-year.
 - Since Lexiles update each month, the forecast is also updated on the first of each month.
 - Consider providing time for teachers to review this report at the first PLC of every month.

Monitor Progress Monthly

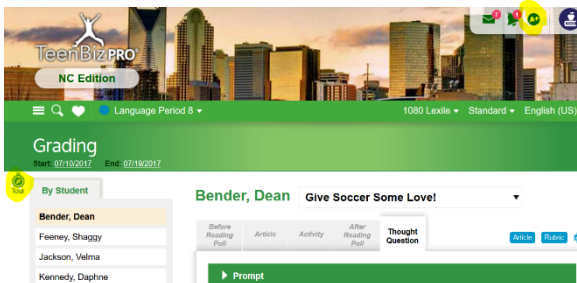
-  View the College and Career Readiness c...
Interpret students' Lexile Scores, using Lexile grade-specific bands.
-  Learn about College & Career Readiness
View the demo to learn how to take action with your student data using our College & Career Readiness report.
-  Forecast student performance on assessm...
Learn how you can forecast students' performance on their high-stakes assessment. Only available in some U.S. states.
-  Use the student performance planning tool
Create an action plan for students who are not forecasted to meet the desired performance goals.
-  [Analyze Lexile performance over time](#)
Watch this demo to learn how to run and analyze data in this key report on students' Lexile growth.
-  View Lexile growth planning tool
Create an action plan for reviewing data, analyzing and taking steps to help students.

2. Lexile Over Time

- Navigate to  Ask Achieve3000
- [Monitor Progress Monthly](#)
Analyze Lexile performance over time

Note:

- Lexile adjustments are reported on the first of each month.
- Consider providing time for teachers to review this report at the first PLC of every month.



3. Grade Student Work

- Navigate to the A+ icon at the top of the screen
- Tour the Grading Center by clicking on the compass icon.