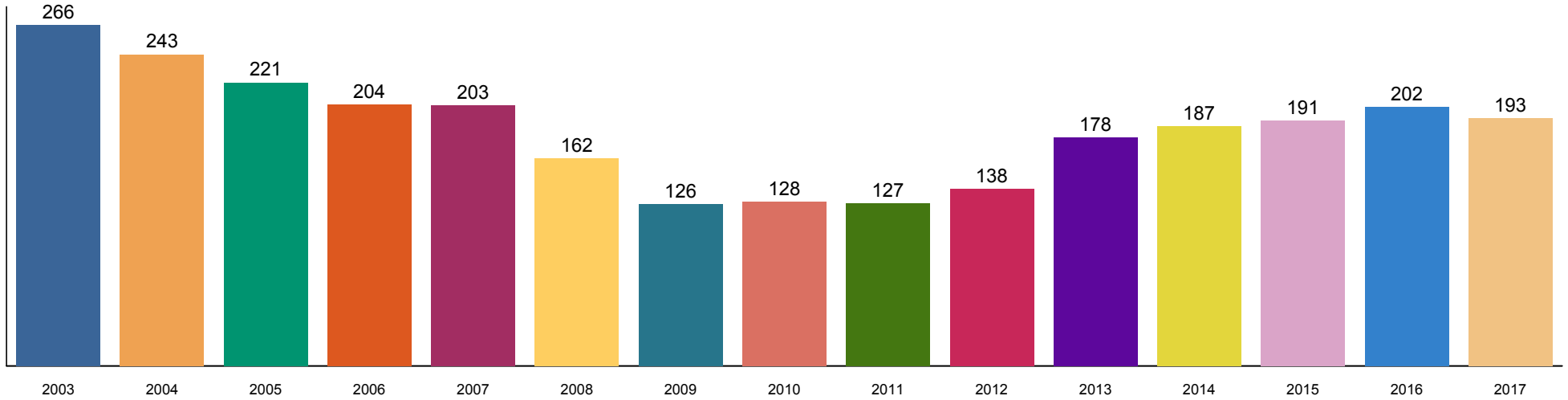
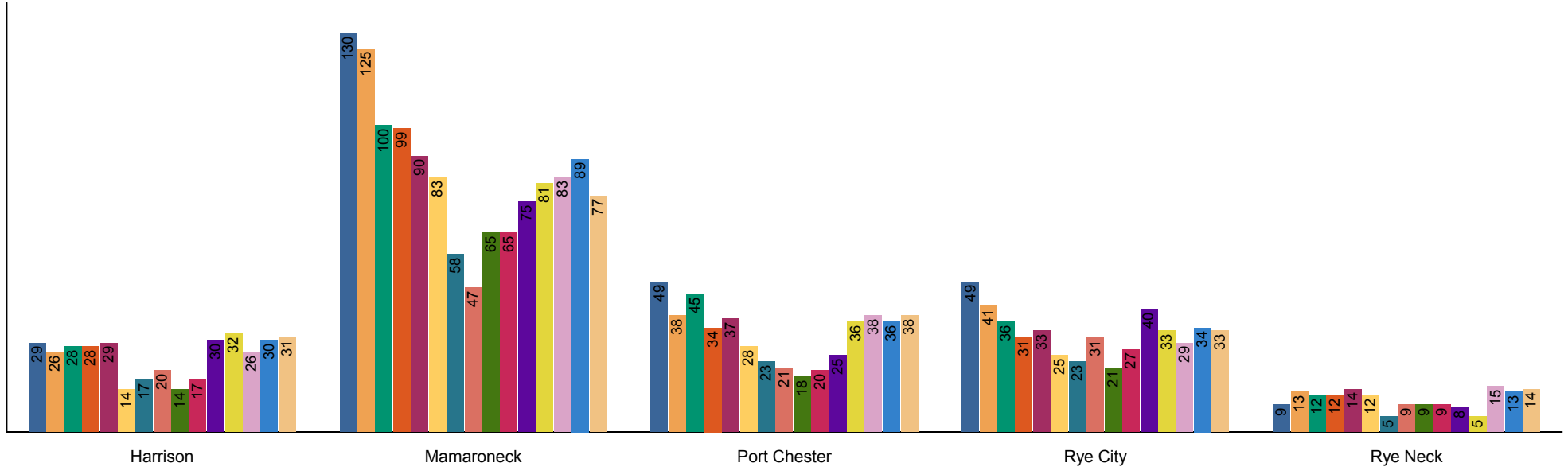


The Sound Shore
Blind Brook, Harrison, Mamaroneck, Port Chester, Rye City, Rye Neck
Co-Operative

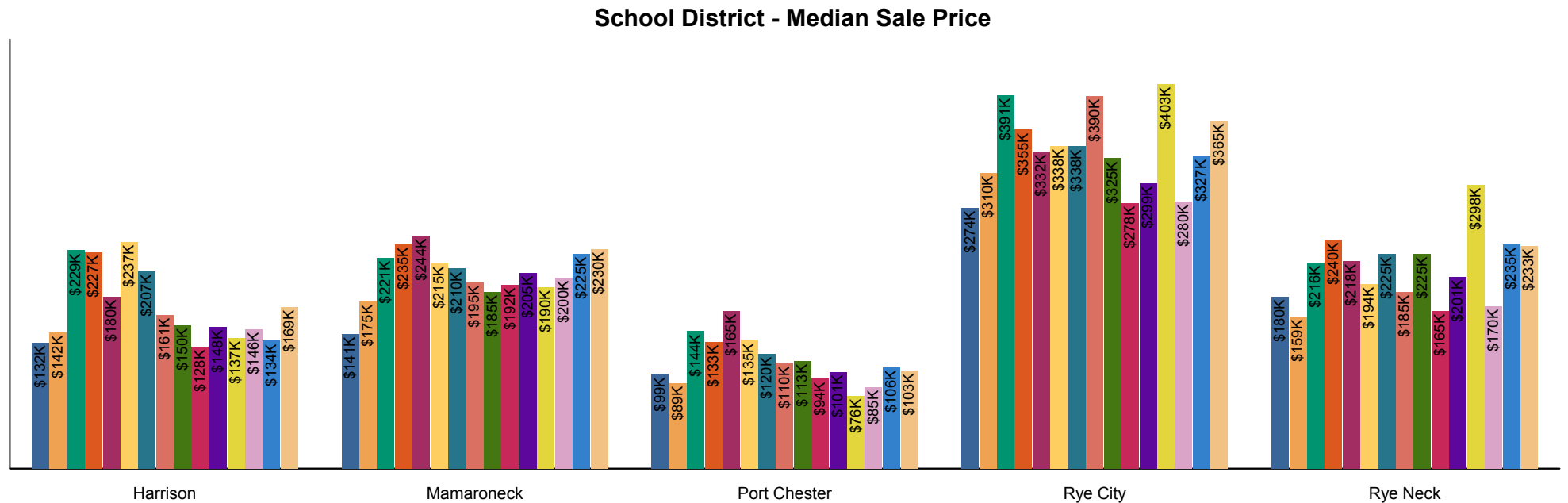
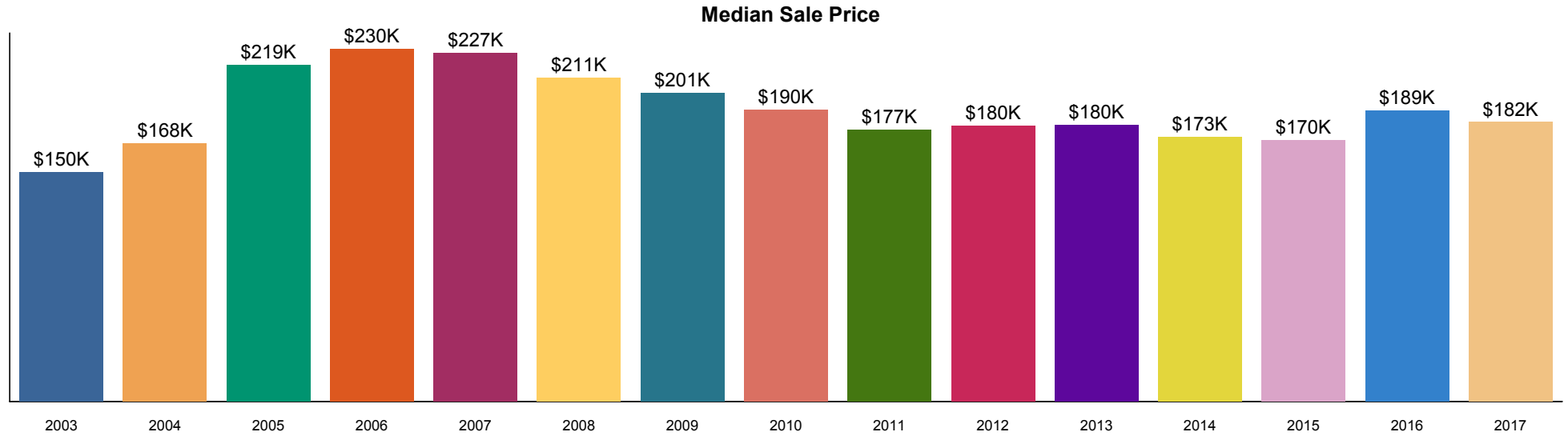
Number of Sales



School District - Number of Sales

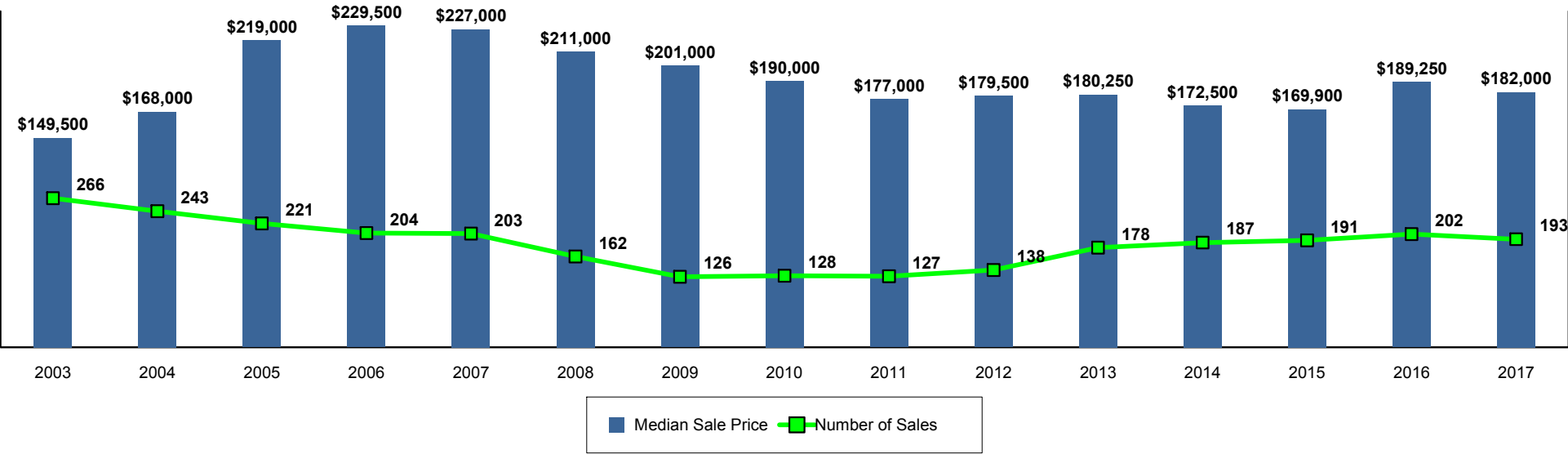


The Sound Shore
Blind Brook, Harrison, Mamaroneck, Port Chester, Rye City, Rye Neck
Co-Operative



The Sound Shore
Blind Brook, Harrison, Mamaroneck, Port Chester, Rye City, Rye Neck
Co-Operative

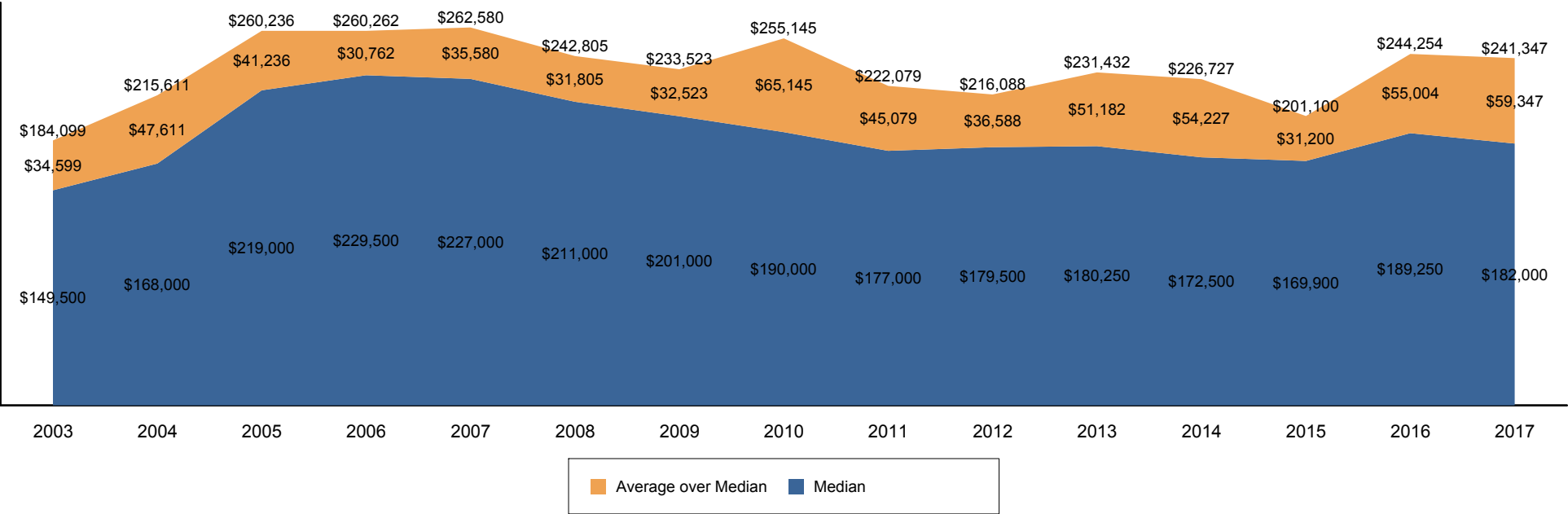
Median Sale Price and Number of Sales



		2003	2004	2005	2006	2007	2008	2009	2010	2011	2012	2013	2014	2015	2016	2017
Total	MSP	\$149,500	\$168,000	\$219,000	\$229,500	\$227,000	\$211,000	\$201,000	\$190,000	\$177,000	\$179,500	\$180,250	\$172,500	\$169,900	\$189,250	\$182,000
	# of Sales	266	243	221	204	203	162	126	128	127	138	178	187	191	202	193
Harrison	MSP	\$132,000	\$142,250	\$228,750	\$226,650	\$180,000	\$237,450	\$207,000	\$161,000	\$150,000	\$127,500	\$148,250	\$136,500	\$146,250	\$134,000	\$169,000
	# of Sales	29	26	28	28	29	14	17	20	14	17	30	32	26	30	31
Mamaroneck	MSP	\$141,000	\$175,000	\$220,625	\$235,000	\$244,000	\$215,000	\$209,500	\$195,000	\$185,000	\$192,375	\$205,000	\$190,000	\$200,000	\$225,000	\$230,000
	# of Sales	130	125	100	99	90	83	58	47	65	65	75	81	83	89	77
Port Chester	MSP	\$99,000	\$89,250	\$144,000	\$132,500	\$165,000	\$134,750	\$120,000	\$110,000	\$112,500	\$94,000	\$101,000	\$76,000	\$85,000	\$106,000	\$102,500
	# of Sales	49	38	45	34	37	28	23	21	18	20	25	36	38	36	38
Rye City	MSP	\$273,500	\$310,000	\$391,300	\$355,000	\$332,000	\$338,000	\$337,500	\$390,000	\$325,000	\$278,000	\$299,000	\$403,000	\$280,000	\$327,000	\$365,000
	# of Sales	49	41	36	31	33	25	23	31	21	27	40	33	29	34	33
Rye Neck	MSP	\$180,000	\$159,000	\$216,000	\$240,000	\$217,500	\$193,500	\$225,000	\$185,000	\$225,000	\$165,000	\$201,250	\$297,500	\$169,900	\$235,000	\$233,250
	# of Sales	9	13	12	12	14	12	5	9	9	9	8	5	15	13	14

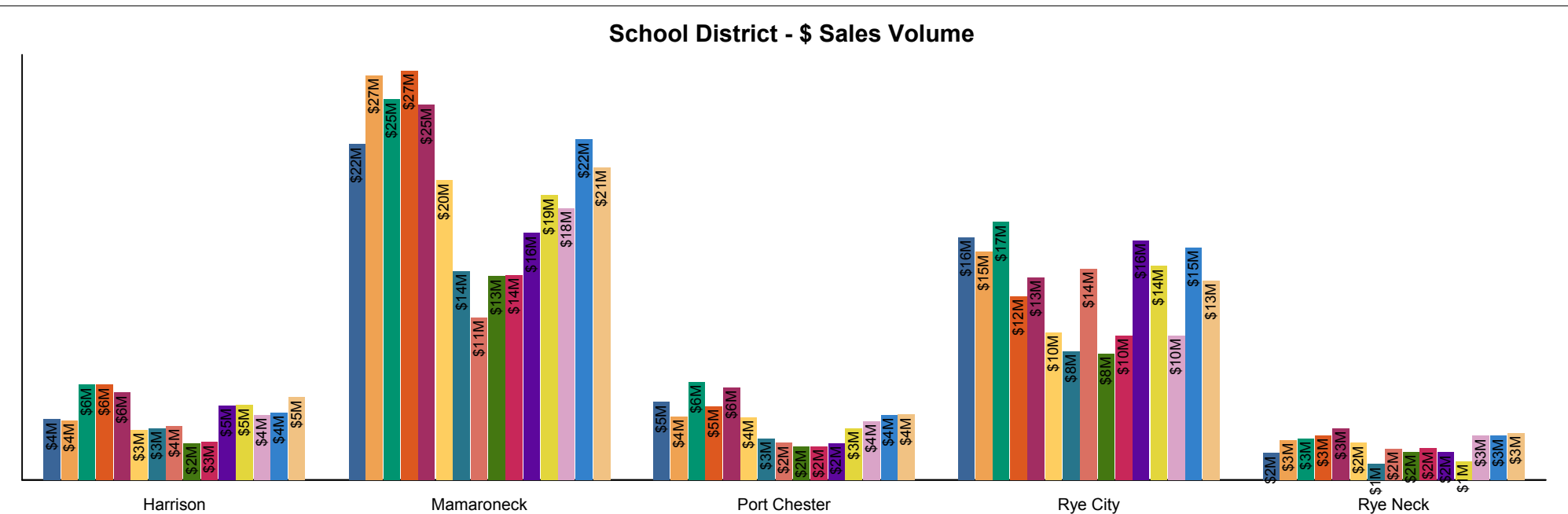
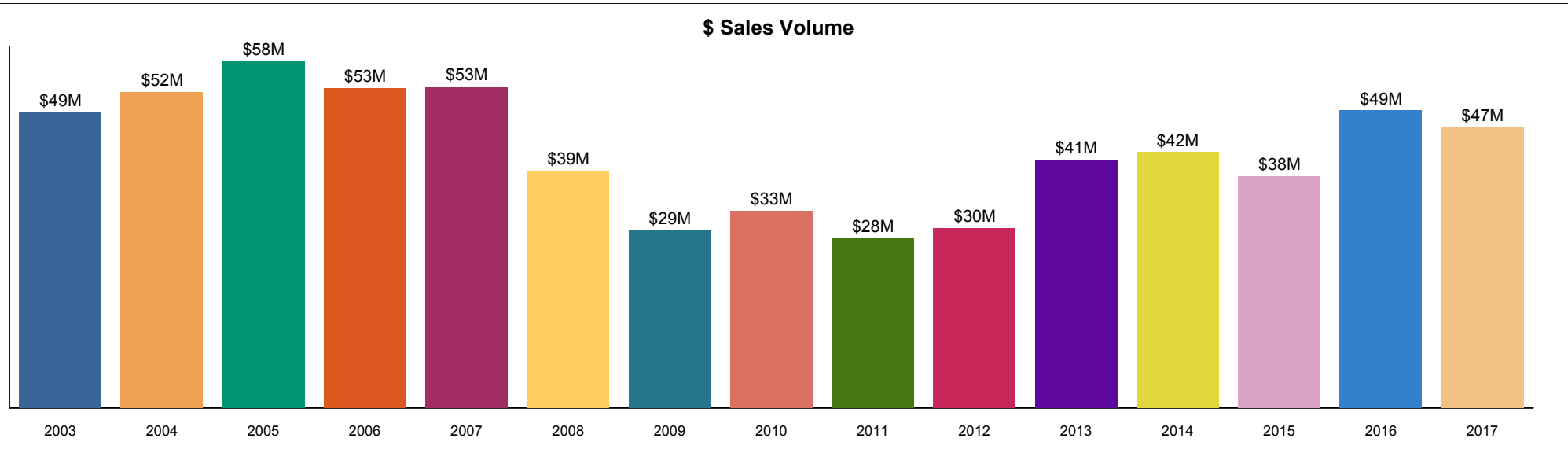
The Sound Shore
Blind Brook, Harrison, Mamaroneck, Port Chester, Rye City, Rye Neck
Co-Operative

Average and Median Sale Price



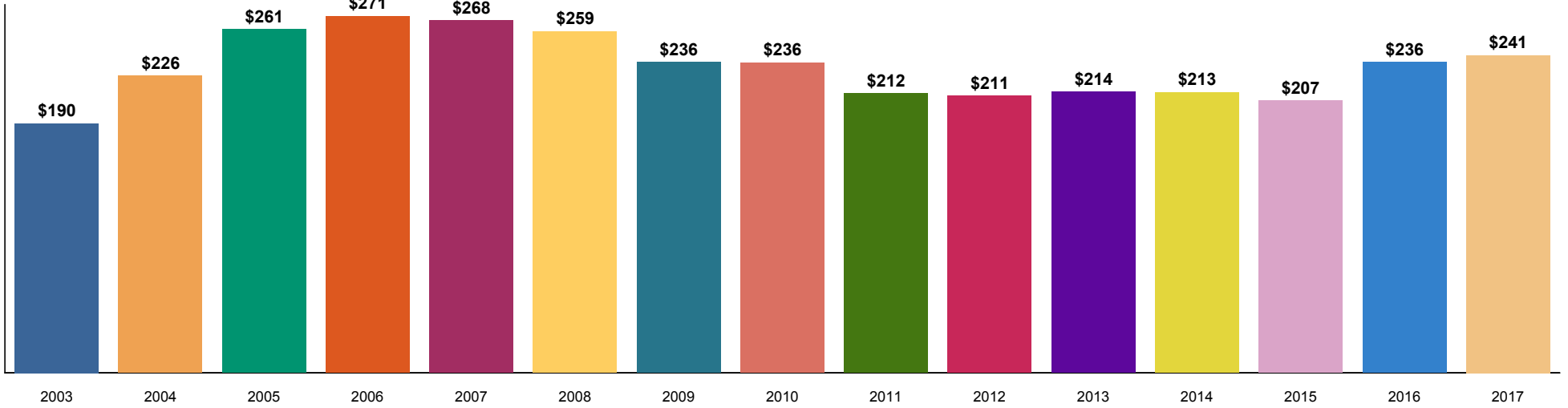
		2003	2004	2005	2006	2007	2008	2009	2010	2011	2012	2013	2014	2015	2016	2017
Total	Average	\$184,099	\$215,611	\$260,236	\$260,262	\$262,580	\$242,805	\$233,523	\$255,145	\$222,079	\$216,088	\$231,432	\$226,727	\$201,100	\$244,254	\$241,347
	Median	\$149,500	\$168,000	\$219,000	\$229,500	\$227,000	\$211,000	\$201,000	\$190,000	\$177,000	\$179,500	\$180,250	\$172,500	\$169,900	\$189,250	\$182,000
Harrison	Average	\$137,647	\$150,785	\$224,500	\$224,582	\$198,755	\$236,243	\$200,556	\$177,700	\$173,282	\$147,309	\$163,858	\$154,109	\$164,208	\$148,283	\$176,121
	Median	\$132,000	\$142,250	\$228,750	\$226,650	\$180,000	\$237,450	\$207,000	\$161,000	\$150,000	\$127,500	\$148,250	\$136,500	\$146,250	\$134,000	\$169,000
Mamaroneck	Average	\$170,042	\$213,204	\$250,470	\$272,072	\$274,275	\$237,590	\$237,016	\$227,628	\$206,547	\$207,763	\$216,773	\$231,306	\$215,346	\$251,834	\$267,110
	Median	\$141,000	\$175,000	\$220,625	\$235,000	\$244,000	\$215,000	\$209,500	\$195,000	\$185,000	\$192,375	\$205,000	\$190,000	\$200,000	\$225,000	\$230,000
Port Chester	Average	\$104,980	\$109,990	\$143,410	\$142,547	\$164,345	\$148,018	\$119,391	\$117,167	\$121,519	\$110,365	\$96,650	\$94,869	\$101,603	\$118,890	\$113,795
	Median	\$99,000	\$89,250	\$144,000	\$132,500	\$165,000	\$134,750	\$120,000	\$110,000	\$112,500	\$94,000	\$101,000	\$76,000	\$85,000	\$106,000	\$102,500
Rye City	Average	\$325,642	\$366,280	\$471,672	\$389,782	\$404,545	\$388,540	\$368,457	\$448,274	\$395,680	\$352,444	\$394,611	\$426,845	\$327,739	\$449,559	\$398,411
	Median	\$273,500	\$310,000	\$391,300	\$355,000	\$332,000	\$338,000	\$337,500	\$390,000	\$325,000	\$278,000	\$299,000	\$403,000	\$280,000	\$327,000	\$365,000
Rye Neck	Average	\$196,944	\$201,962	\$228,792	\$245,021	\$244,595	\$204,083	\$209,400	\$227,678	\$206,211	\$232,000	\$227,563	\$245,900	\$193,443	\$224,035	\$220,071
	Median	\$180,000	\$159,000	\$216,000	\$240,000	\$217,500	\$193,500	\$225,000	\$185,500	\$225,000	\$165,000	\$201,250	\$297,500	\$169,900	\$235,000	\$233,250

The Sound Shore
Blind Brook, Harrison, Mamaroneck, Port Chester, Rye City, Rye Neck
Co-Operative

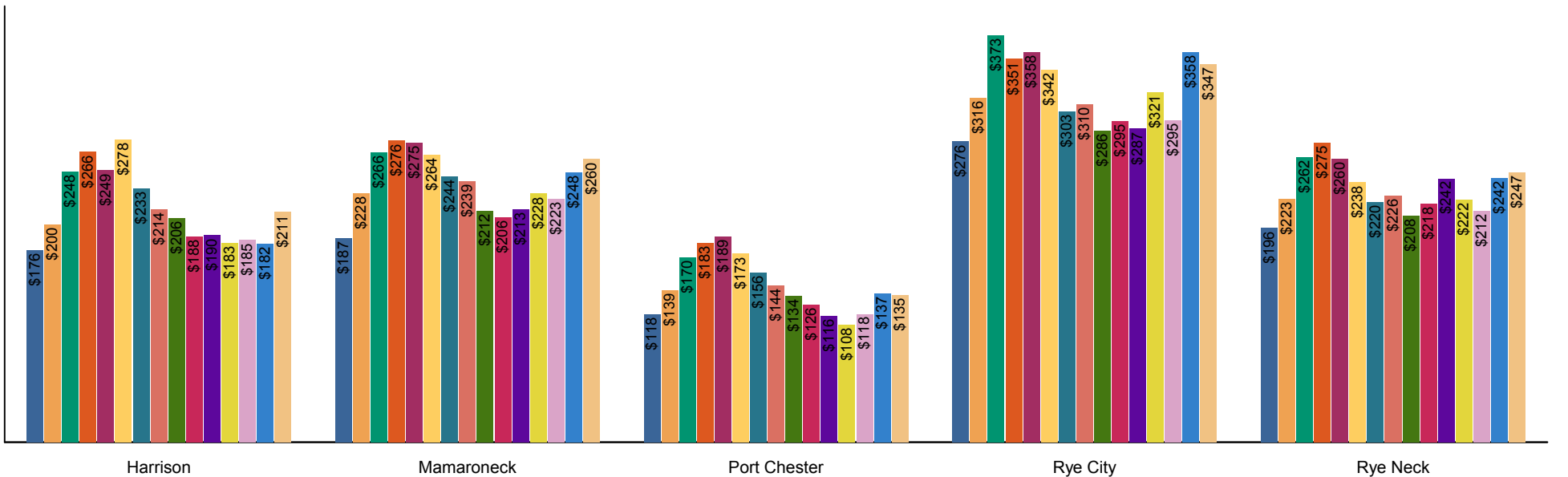


The Sound Shore
Blind Brook, Harrison, Mamaroneck, Port Chester, Rye City, Rye Neck
Co-Operative

Average Price / Square Foot

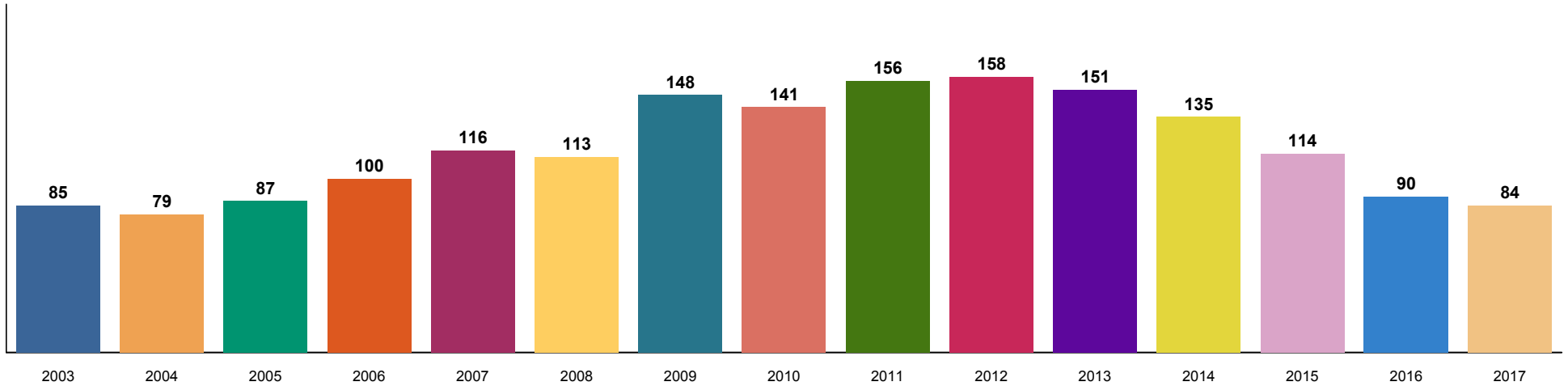


School District - Average Price / Square Foot

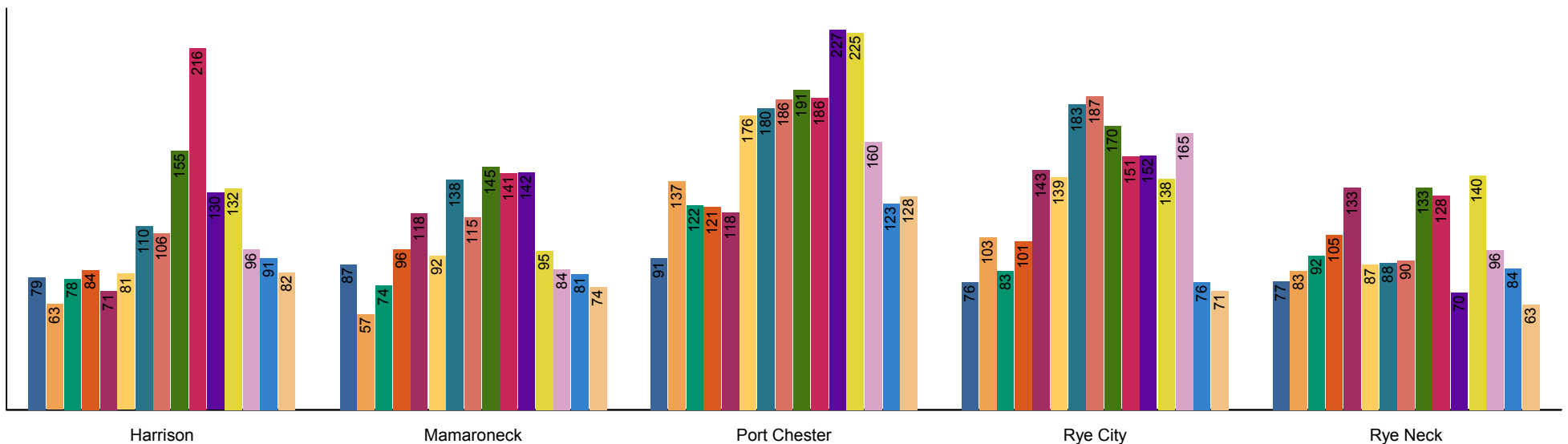


The Sound Shore
Blind Brook, Harrison, Mamaroneck, Port Chester, Rye City, Rye Neck
Co-Operative

Days to Contract

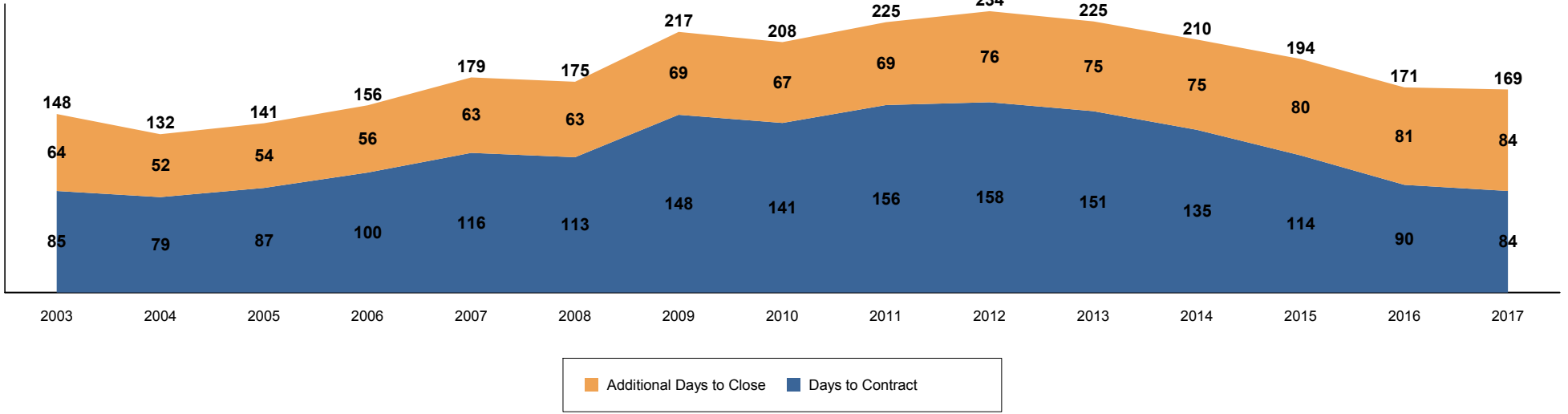


School District - Days to Contract

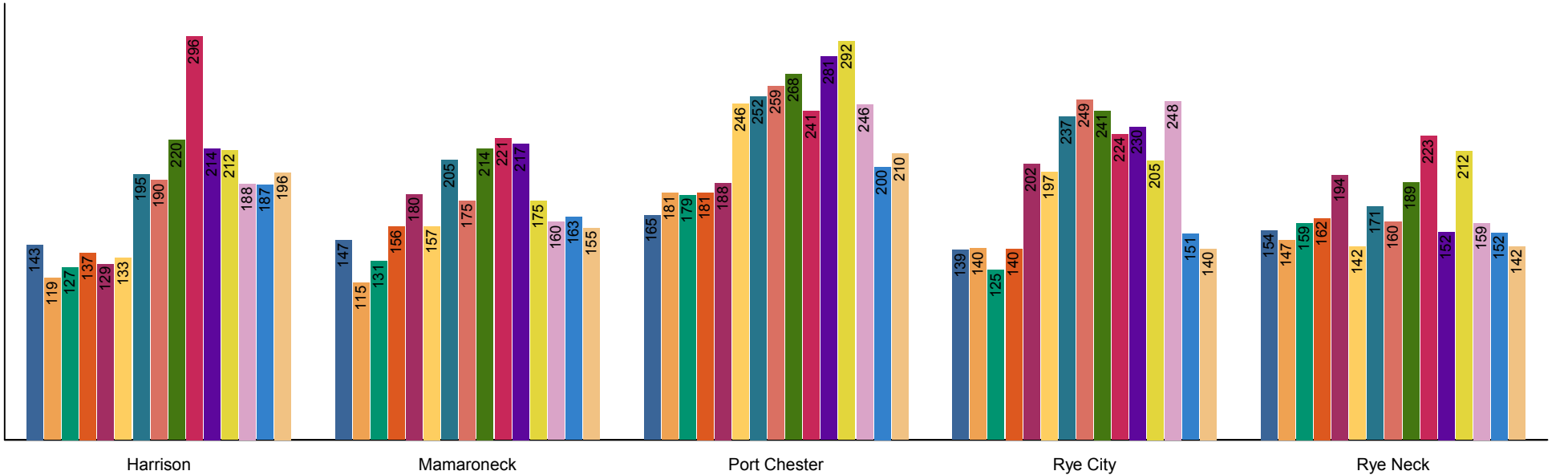


The Sound Shore Blind Brook, Harrison, Mamaroneck, Port Chester, Rye City, Rye Neck Co-Operative

Days to Close

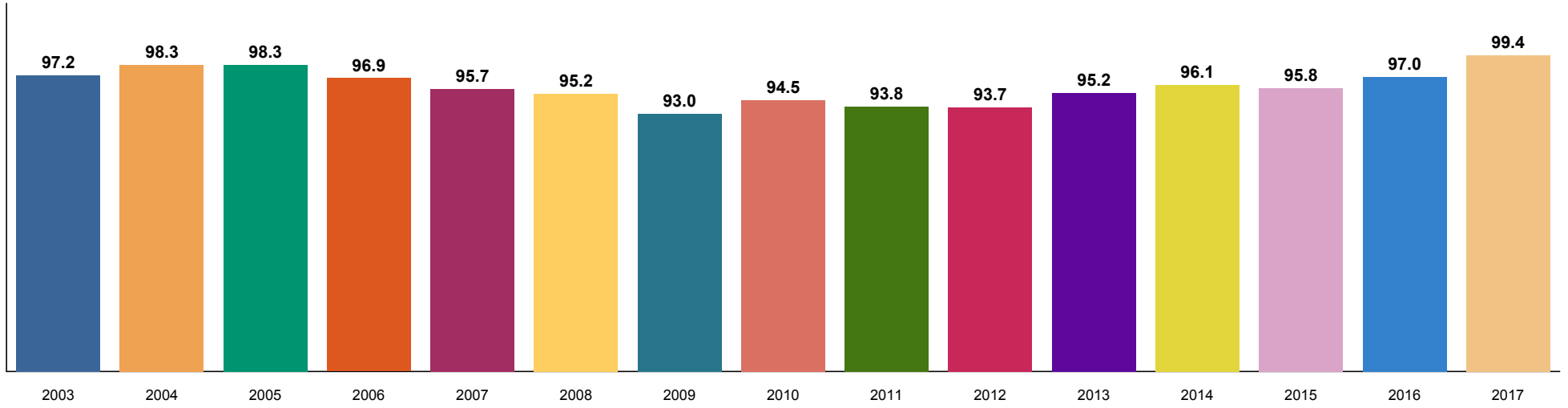


School District - Days to Close



The Sound Shore
Blind Brook, Harrison, Mamaroneck, Port Chester, Rye City, Rye Neck
Co-Operative

% Sale Price to List Price



% Sale Price to Original List Price

