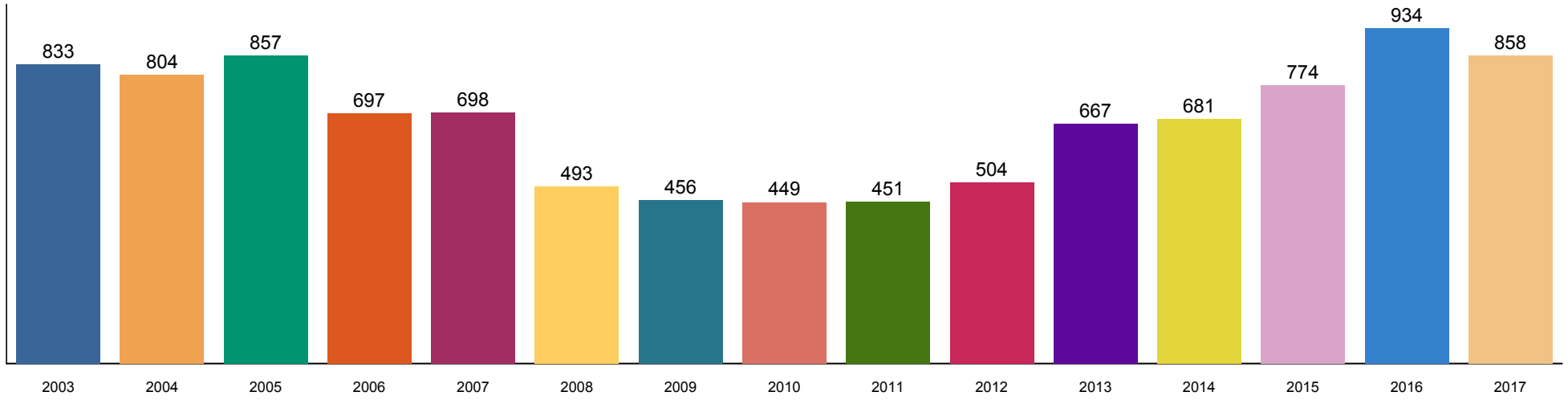
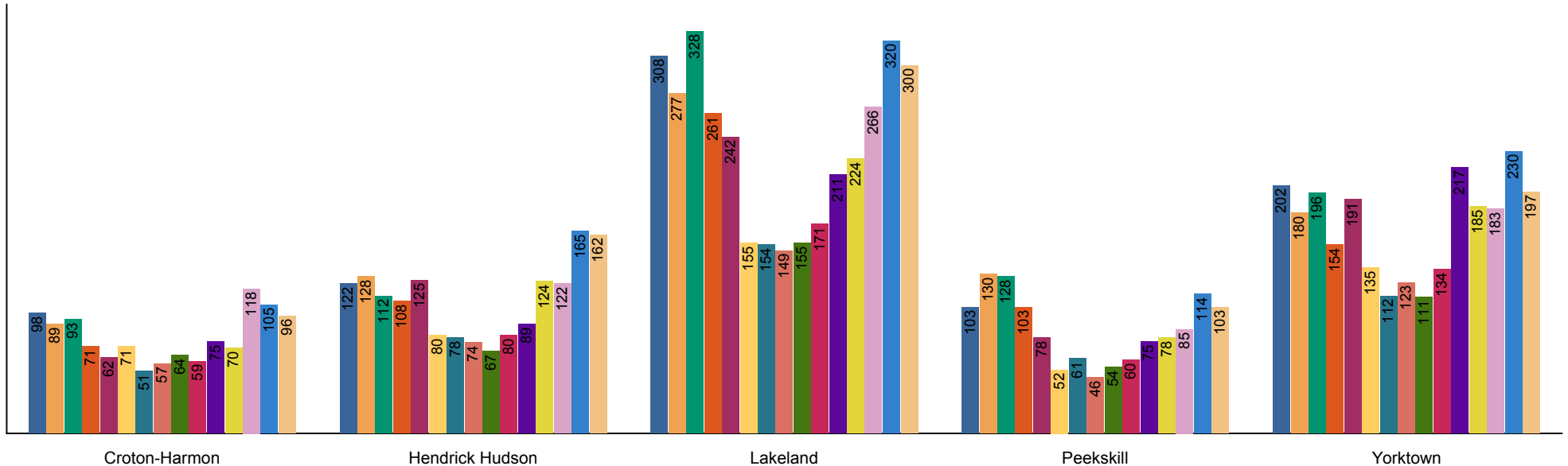


Northwest Westchester  
Croton-Hudson, Hendrick Hudson, Lakeland, Peekskill, Yorktown  
Single Family

Number of Sales

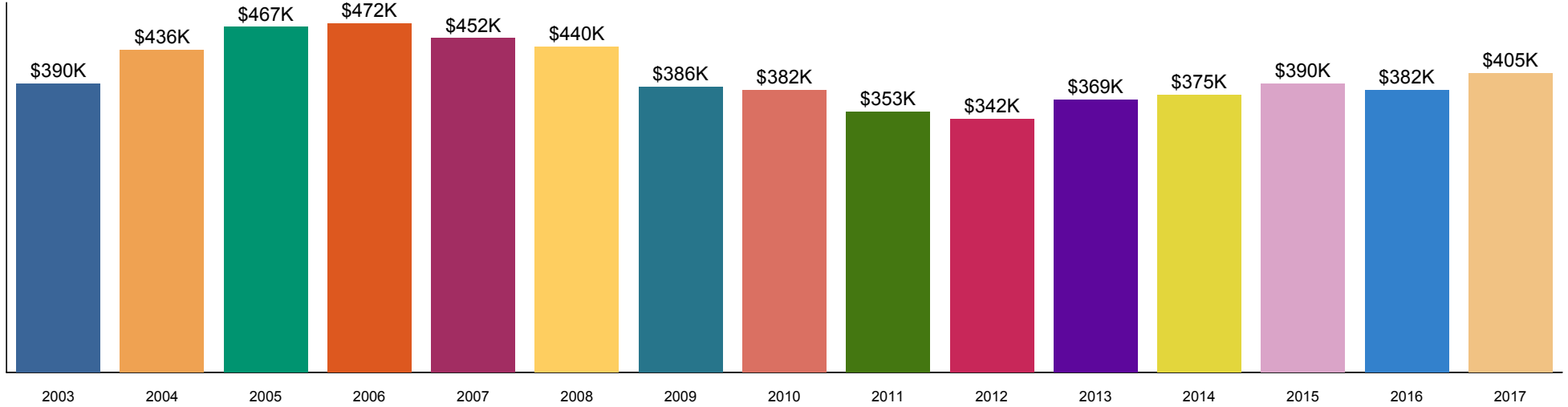


School District - Number of Sales

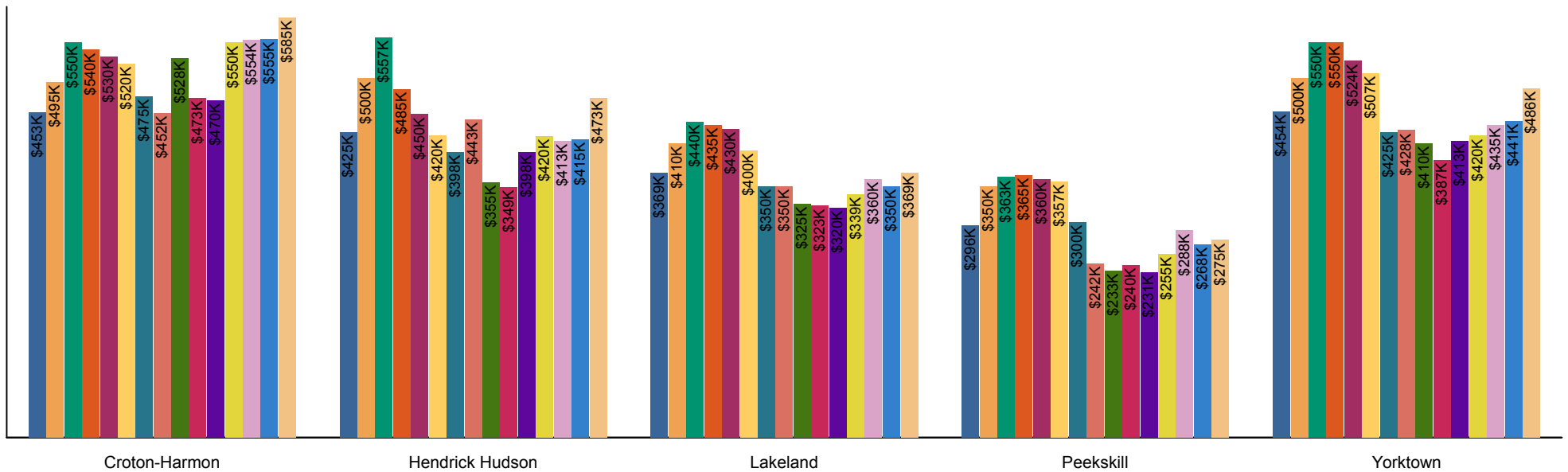


Northwest Westchester  
Croton-Hudson, Hendrick Hudson, Lakeland, Peekskill, Yorktown  
Single Family

Median Sale Price

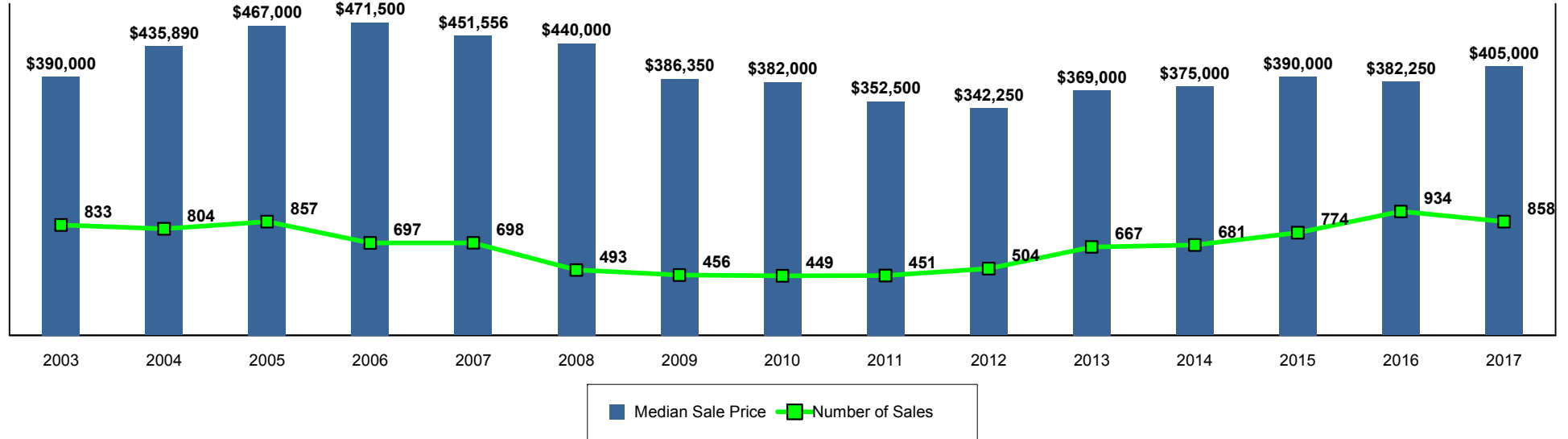


School District - Median Sale Price



**Northwest Westchester**  
**Croton-Hudson, Hendrick Hudson, Lakeland, Peekskill, Yorktown**  
**Single Family**

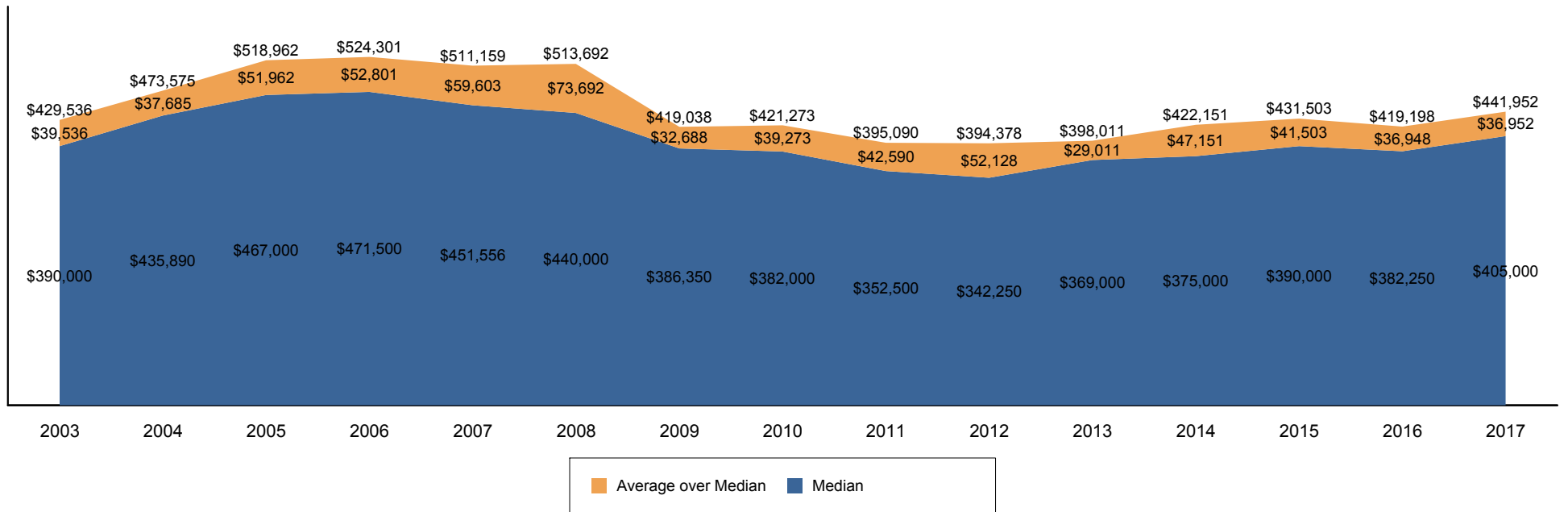
**Median Sale Price and Number of Sales**



		2003	2004	2005	2006	2007	2008	2009	2010	2011	2012	2013	2014	2015	2016	2017
Total	MSP	\$390,000	\$435,890	\$467,000	\$471,500	\$451,556	\$440,000	\$386,350	\$382,000	\$352,500	\$342,250	\$369,000	\$375,000	\$390,000	\$382,250	\$405,000
	# of Sales	833	804	857	697	698	493	456	449	451	504	667	681	774	934	858
Croton-Harmon	MSP	\$452,781	\$495,000	\$549,900	\$540,000	\$530,000	\$520,000	\$475,000	\$452,000	\$528,250	\$472,500	\$470,000	\$550,000	\$554,000	\$555,000	\$584,500
	# of Sales	98	89	93	71	62	71	51	57	64	59	75	70	118	105	96
Hendrick Hudson	MSP	\$425,000	\$500,000	\$557,000	\$484,700	\$450,000	\$420,000	\$397,500	\$442,625	\$355,000	\$349,000	\$397,500	\$419,500	\$413,000	\$415,000	\$472,500
	# of Sales	122	128	112	108	125	80	78	74	67	80	89	124	122	165	162
Lakeland	MSP	\$368,700	\$410,000	\$440,000	\$435,000	\$430,000	\$400,000	\$350,000	\$349,500	\$325,000	\$322,500	\$320,000	\$338,750	\$360,000	\$349,500	\$369,000
	# of Sales	308	277	328	261	242	155	154	149	155	171	211	224	266	320	300
Peekskill	MSP	\$295,500	\$349,950	\$362,500	\$365,000	\$359,950	\$356,500	\$300,000	\$242,250	\$232,500	\$240,000	\$230,500	\$255,250	\$288,297	\$268,450	\$274,900
	# of Sales	103	130	128	103	78	52	61	46	54	60	75	78	85	114	103
Yorktown	MSP	\$453,750	\$500,000	\$550,000	\$550,000	\$524,270	\$507,000	\$425,000	\$428,000	\$410,000	\$386,500	\$413,000	\$420,000	\$435,000	\$441,000	\$486,000
	# of Sales	202	180	196	154	191	135	112	123	111	134	217	185	183	230	197

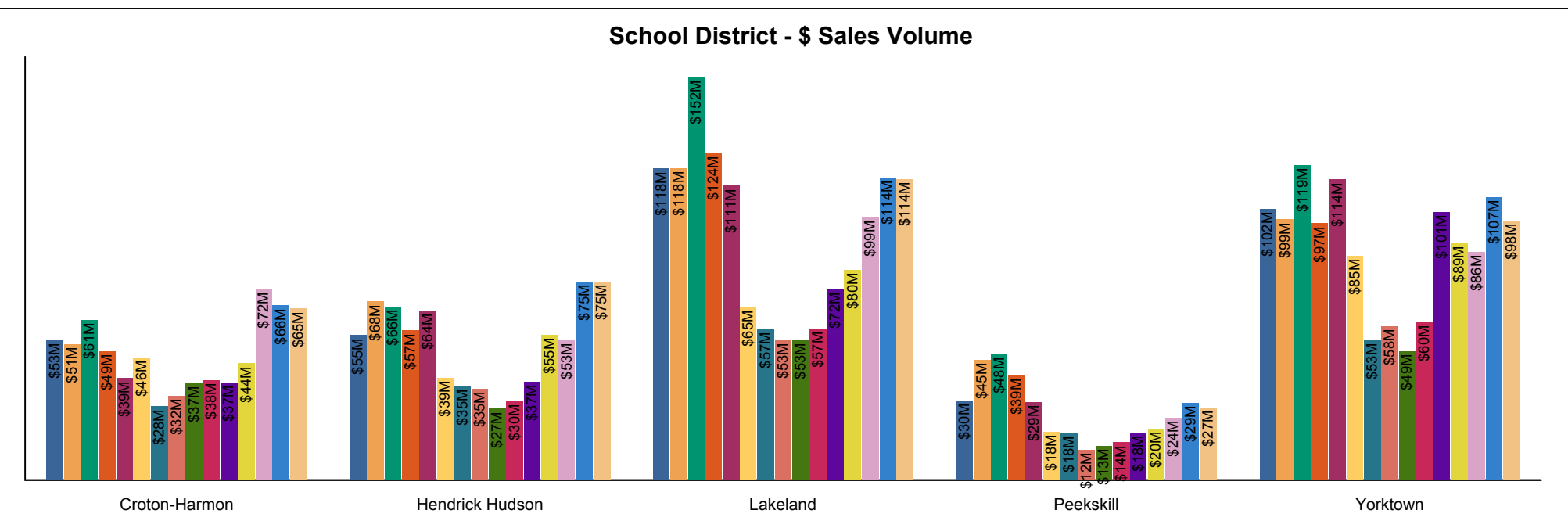
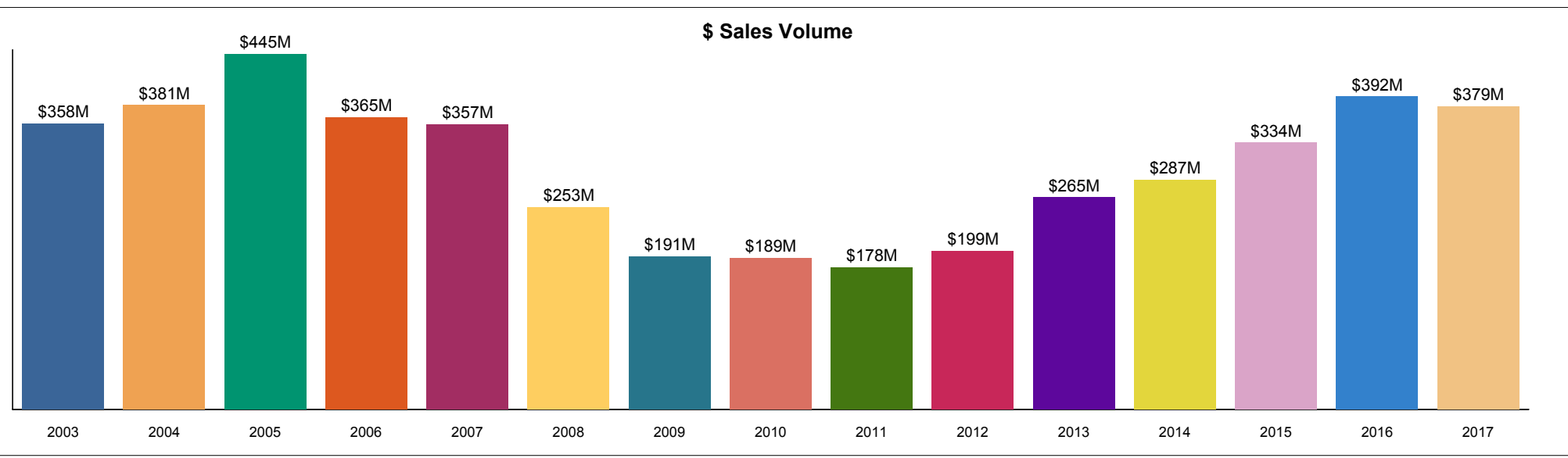
Northwest Westchester  
Croton-Hudson, Hendrick Hudson, Lakeland, Peekskill, Yorktown  
Single Family

Average and Median Sale Price



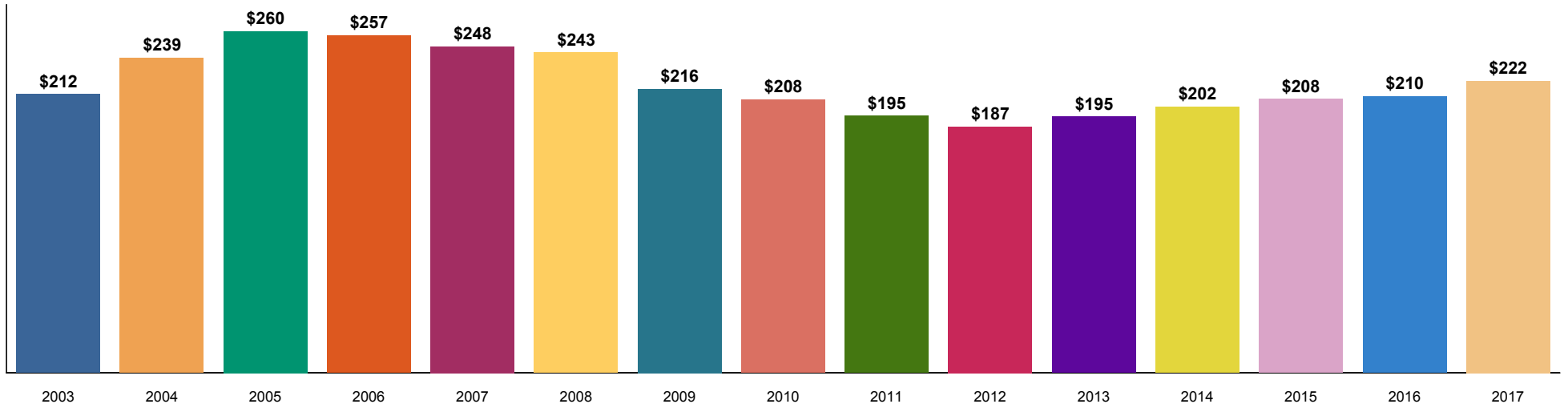
		2003	2004	2005	2006	2007	2008	2009	2010	2011	2012	2013	2014	2015	2016	2017
Total	Average	\$429,536	\$473,575	\$518,962	\$524,301	\$511,159	\$513,692	\$419,038	\$421,273	\$395,090	\$394,378	\$398,011	\$422,151	\$431,503	\$419,198	\$441,952
	Median	\$390,000	\$435,890	\$467,000	\$471,500	\$451,556	\$440,000	\$386,350	\$382,000	\$352,500	\$342,250	\$369,000	\$375,000	\$390,000	\$382,250	\$405,000
Croton-Harm on	Average	\$541,312	\$577,999	\$651,124	\$686,780	\$622,335	\$652,700	\$546,888	\$556,535	\$573,293	\$641,548	\$492,539	\$630,100	\$610,783	\$628,227	\$675,301
	Median	\$452,781	\$495,000	\$549,900	\$540,000	\$530,000	\$520,000	\$475,000	\$452,000	\$528,250	\$472,500	\$470,000	\$550,000	\$554,000	\$555,000	\$584,500
Hendrick Hudson	Average	\$448,914	\$527,346	\$585,918	\$523,818	\$512,813	\$483,938	\$454,185	\$468,278	\$402,671	\$371,919	\$417,982	\$442,389	\$433,760	\$454,924	\$463,882
	Median	\$425,000	\$500,000	\$557,000	\$484,700	\$450,000	\$420,000	\$397,500	\$442,625	\$355,000	\$349,000	\$397,500	\$419,500	\$413,000	\$415,000	\$472,500
Lakeland	Average	\$381,962	\$425,158	\$463,456	\$473,516	\$459,332	\$420,894	\$370,999	\$355,903	\$341,381	\$334,630	\$341,008	\$354,928	\$372,875	\$357,412	\$379,046
	Median	\$368,700	\$410,000	\$440,000	\$435,000	\$430,000	\$400,000	\$350,000	\$349,500	\$325,000	\$322,500	\$320,000	\$338,750	\$360,000	\$349,500	\$369,000
Peekskill	Average	\$290,653	\$349,721	\$371,232	\$382,991	\$376,795	\$351,507	\$292,356	\$250,953	\$239,833	\$237,581	\$240,328	\$250,241	\$278,175	\$255,883	\$266,783
	Median	\$295,500	\$349,950	\$362,500	\$365,000	\$359,950	\$356,500	\$300,000	\$242,250	\$232,500	\$240,000	\$230,500	\$255,250	\$288,297	\$268,450	\$274,900
Yorktown	Average	\$506,960	\$547,667	\$607,357	\$630,312	\$594,524	\$627,235	\$471,393	\$473,196	\$438,297	\$445,410	\$467,075	\$483,779	\$470,832	\$465,054	\$497,589
	Median	\$453,750	\$500,000	\$550,000	\$550,000	\$524,270	\$507,000	\$425,000	\$428,000	\$410,000	\$386,500	\$413,000	\$420,000	\$435,000	\$441,000	\$486,000

Northwest Westchester  
Croton-Hudson, Hendrick Hudson, Lakeland, Peekskill, Yorktown  
Single Family

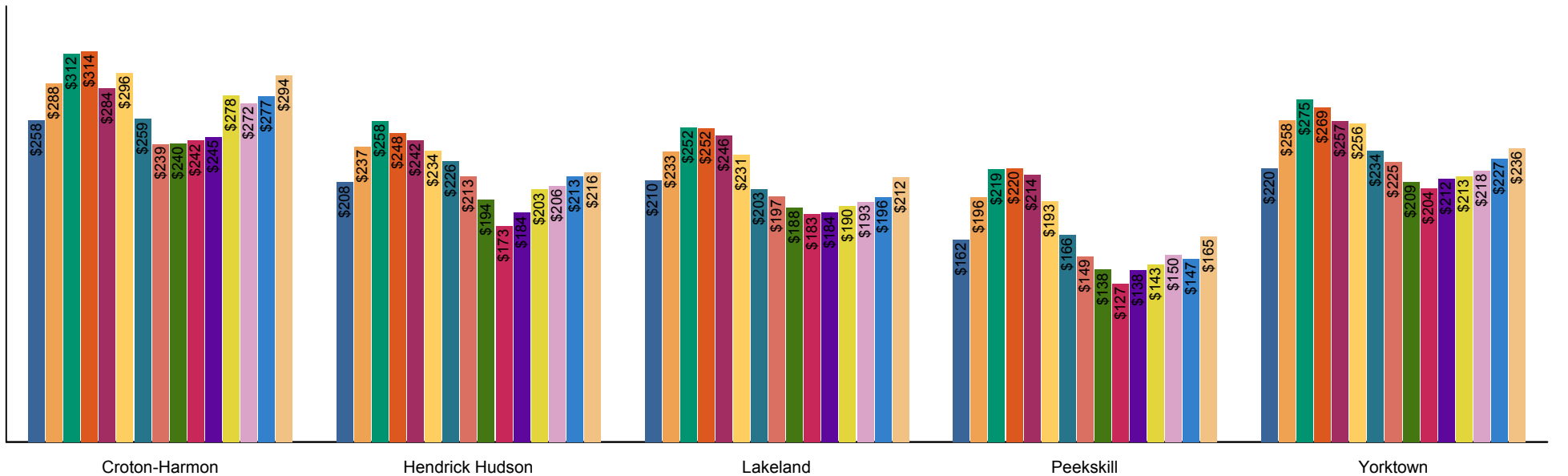


Northwest Westchester  
Croton-Hudson, Hendrick Hudson, Lakeland, Peekskill, Yorktown  
Single Family

Average Price / Square Foot

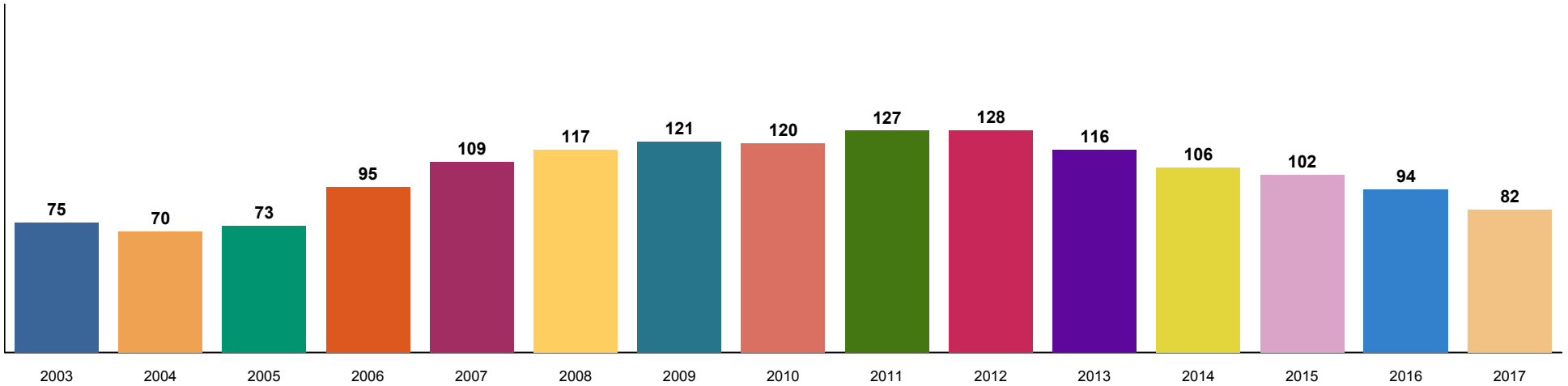


School District - Average Price / Square Foot

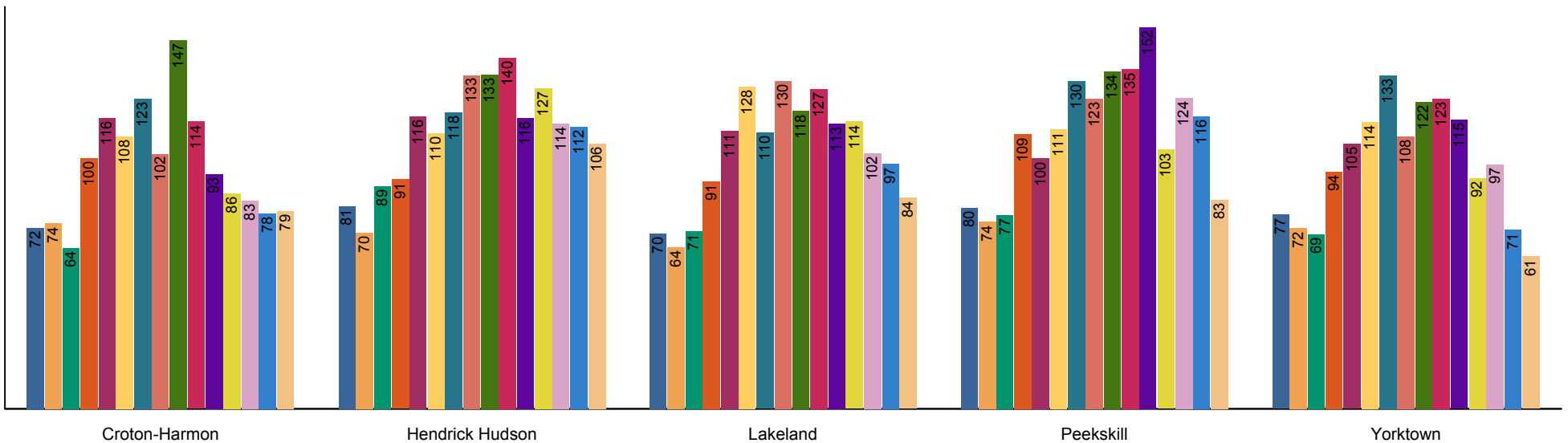


Northwest Westchester  
Croton-Hudson, Hendrick Hudson, Lakeland, Peekskill, Yorktown  
Single Family

Days to Contract

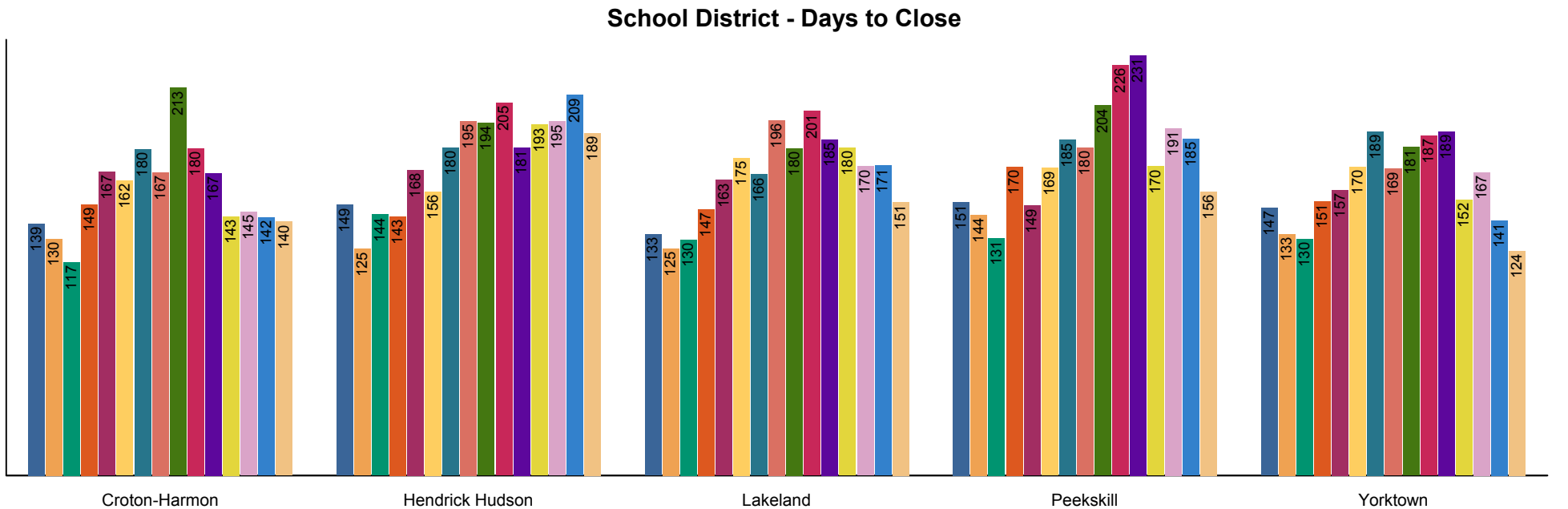
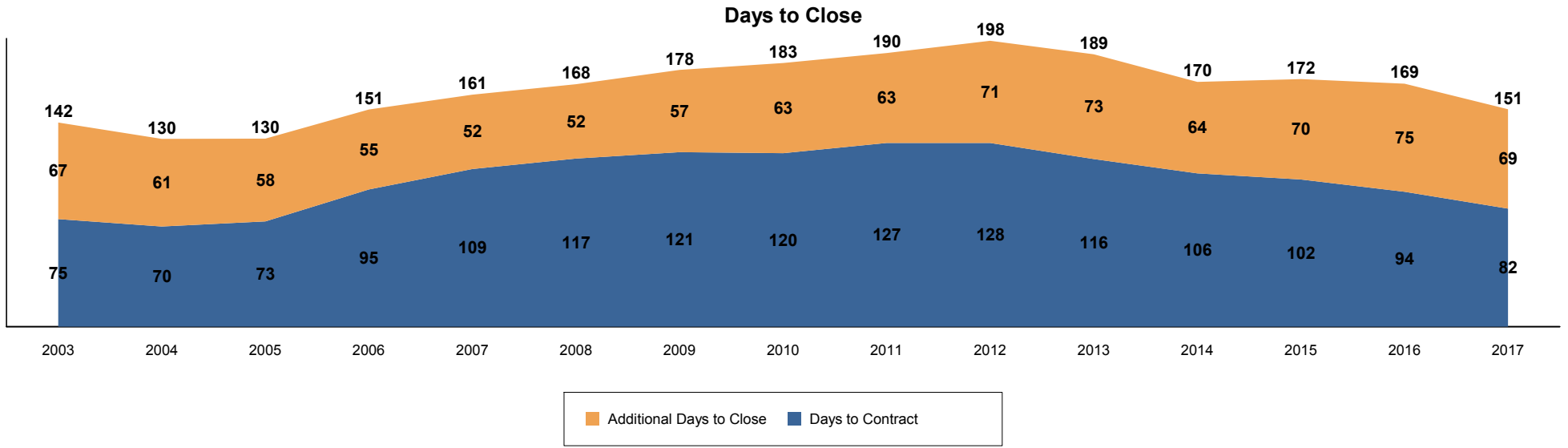


School District - Days to Contract



# Northwest Westchester Croton-Hudson, Hendrick Hudson, Lakeland, Peekskill, Yorktown

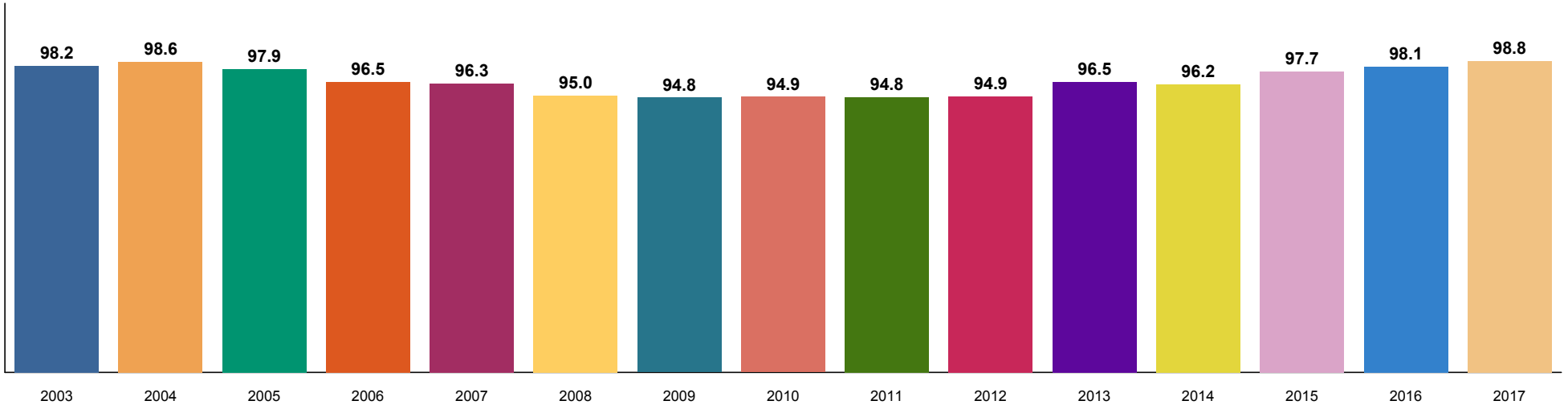
## Single Family





Northwest Westchester  
Croton-Hudson, Hendrick Hudson, Lakeland, Peekskill, Yorktown  
Single Family

% Sale Price to List Price



% Sale Price to Original List Price

