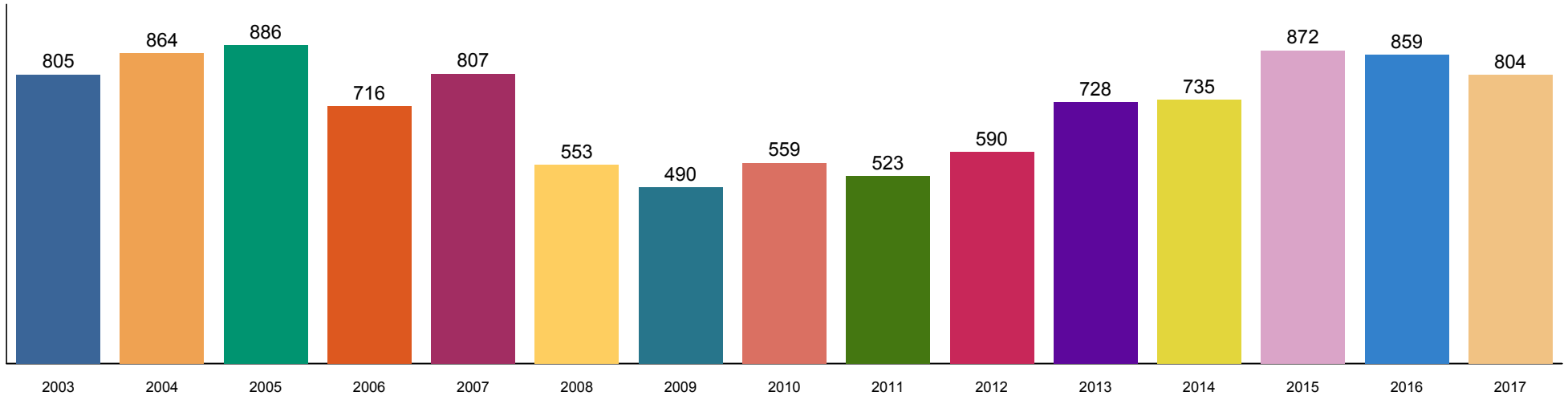
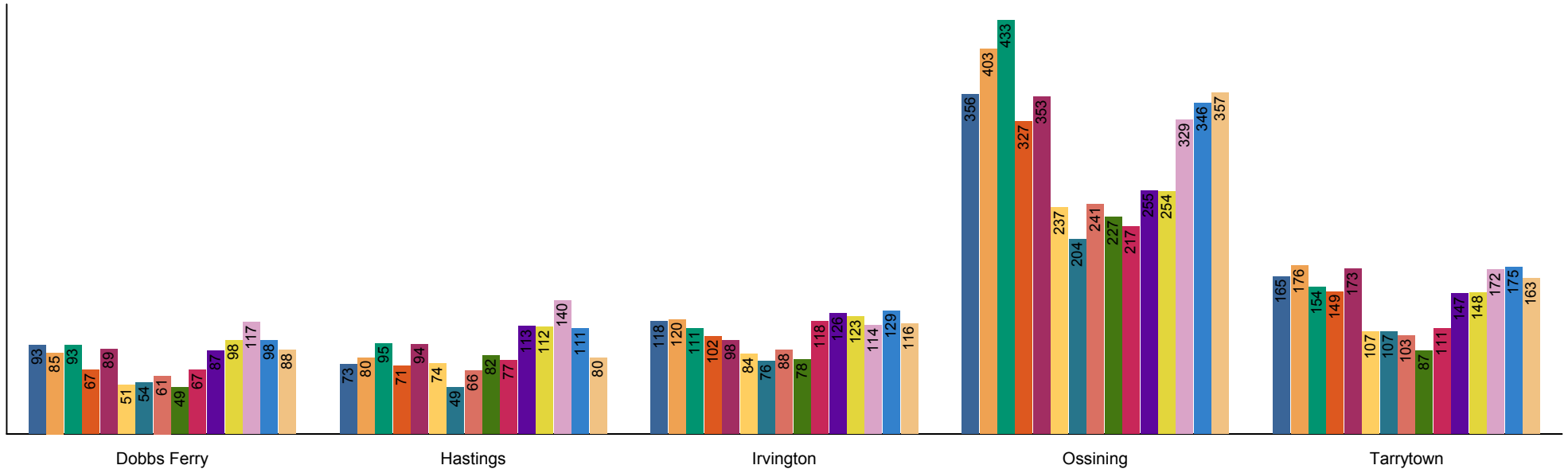


On The RiverTowns  
Dobbs Ferry, Hastings, Irvington, Ossining, Tarrytown  
Single Family, Co-Operatives, Condominiums

Number of Sales

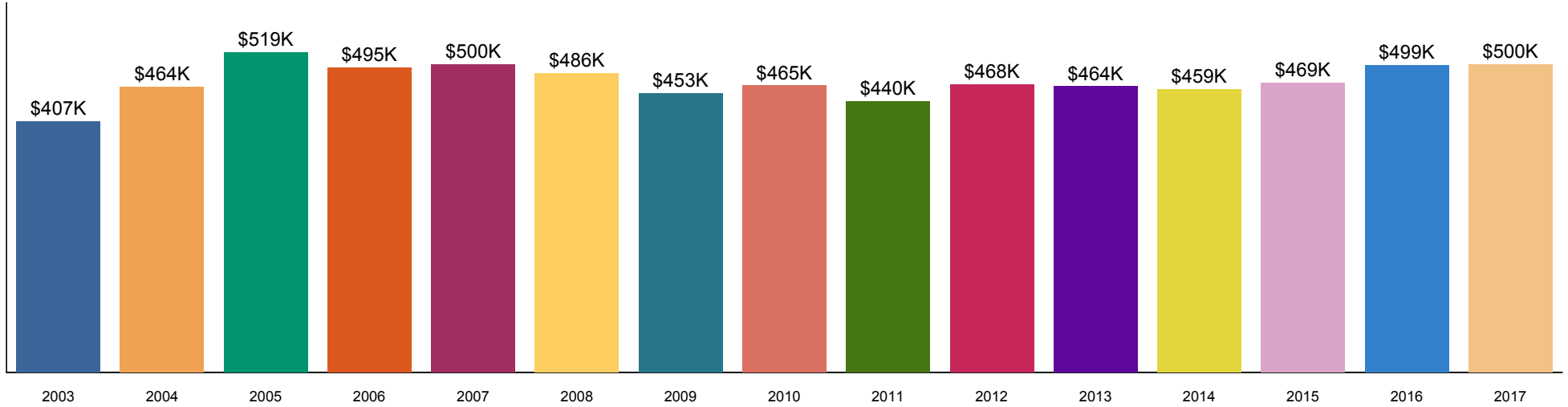


School District - Number of Sales

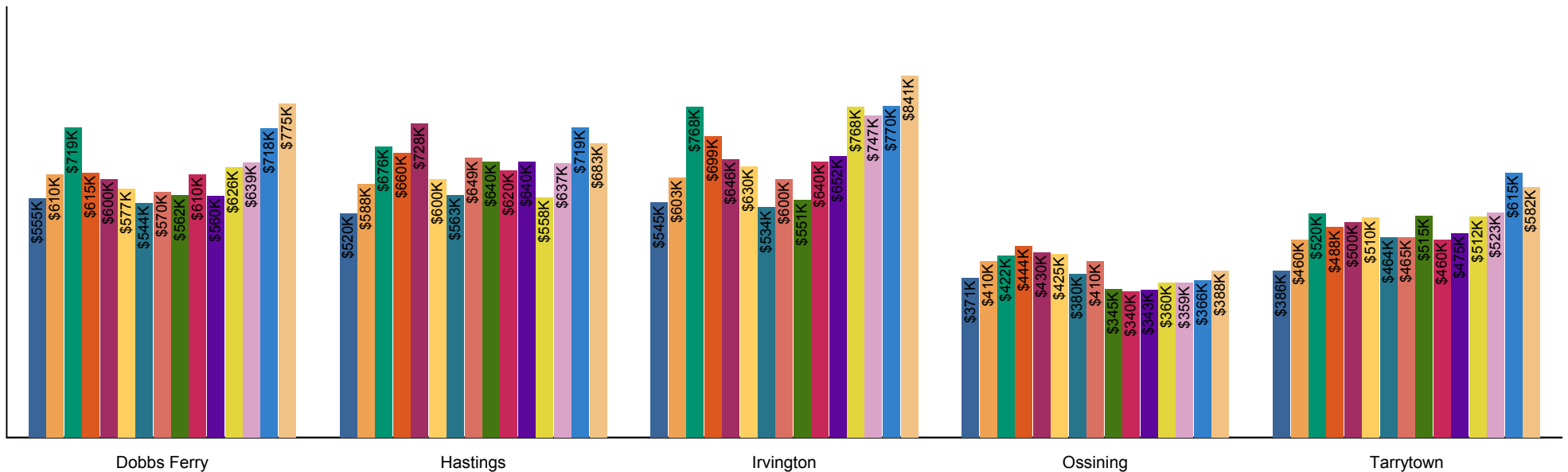


On The RiverTowns  
Dobbs Ferry, Hastings, Irvington, Ossining, Tarrytown  
Single Family, Co-Operatives, Condominiums

Median Sale Price

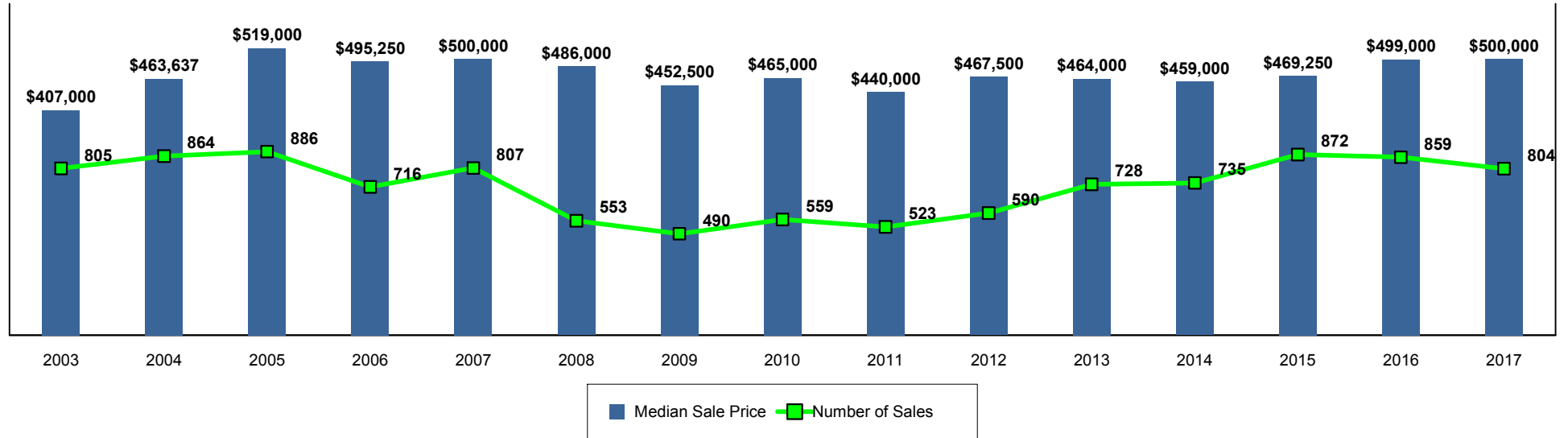


School District - Median Sale Price



**On The RiverTowns**  
**Dobbs Ferry, Hastings, Irvington, Ossining, Tarrytown**  
 Single Family, Co-Operatives, Condominiums

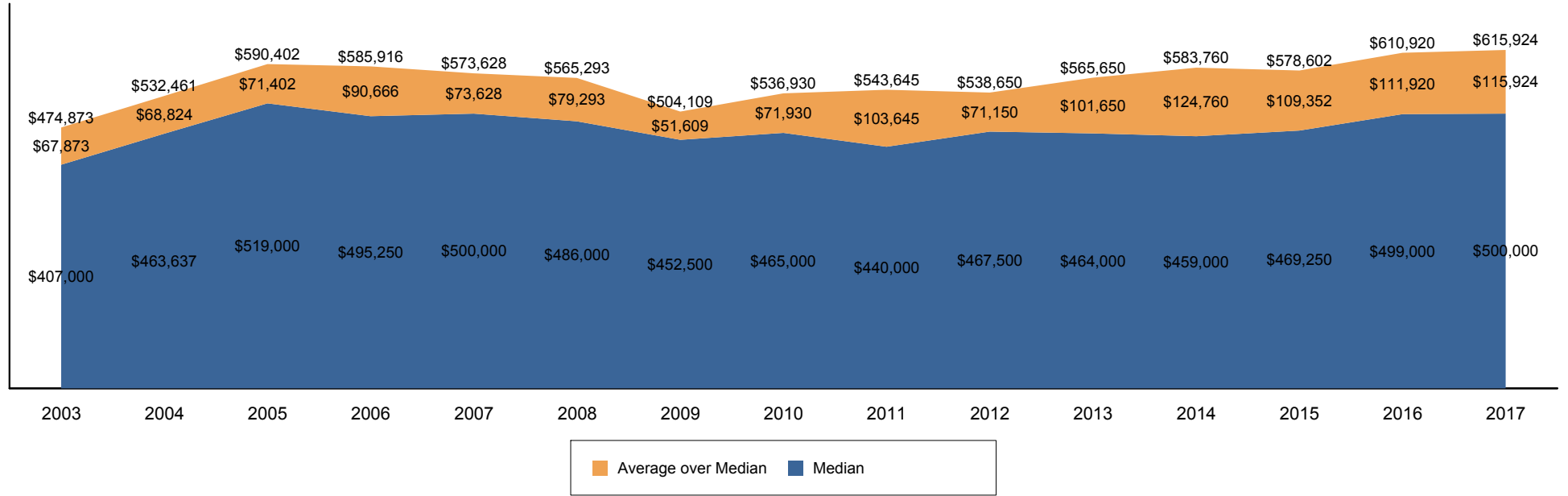
**Median Sale Price and Number of Sales**



		2003	2004	2005	2006	2007	2008	2009	2010	2011	2012	2013	2014	2015	2016	2017
Total	MSP	\$407,000	\$463,637	\$519,000	\$495,250	\$500,000	\$486,000	\$452,500	\$465,000	\$440,000	\$467,500	\$464,000	\$459,000	\$469,250	\$499,000	\$500,000
	# of Sales	805	864	886	716	807	553	490	559	523	590	728	735	872	859	804
Dobbs Ferry	MSP	\$555,000	\$610,000	\$719,000	\$615,000	\$600,000	\$577,000	\$543,750	\$570,000	\$562,000	\$610,000	\$560,000	\$626,250	\$638,500	\$717,500	\$774,500
	# of Sales	93	85	93	67	89	51	54	61	49	67	87	98	117	98	88
Hastings	MSP	\$520,000	\$587,500	\$676,000	\$660,000	\$727,500	\$600,000	\$562,500	\$648,750	\$640,375	\$620,000	\$640,000	\$557,500	\$637,350	\$719,000	\$682,500
	# of Sales	73	80	95	71	94	74	49	66	82	77	113	112	140	111	80
Irvington	MSP	\$545,000	\$603,000	\$768,000	\$699,000	\$646,000	\$629,500	\$534,000	\$600,000	\$551,000	\$639,750	\$652,450	\$767,500	\$747,000	\$770,000	\$840,500
	# of Sales	118	120	111	102	98	84	76	88	78	118	126	123	114	129	116
Ossining	MSP	\$370,500	\$410,000	\$421,500	\$444,000	\$429,900	\$425,000	\$380,000	\$410,000	\$345,000	\$340,000	\$343,000	\$360,000	\$359,000	\$365,750	\$387,500
	# of Sales	356	403	433	327	353	237	204	241	227	217	255	254	329	346	357
Tarrytown	MSP	\$386,000	\$460,000	\$519,500	\$488,000	\$500,000	\$510,000	\$464,000	\$465,000	\$515,000	\$460,000	\$474,500	\$512,000	\$522,500	\$615,000	\$582,000
	# of Sales	165	176	154	149	173	107	107	103	87	111	147	148	172	175	163

On The RiverTowns  
Dobbs Ferry, Hastings, Irvington, Ossining, Tarrytown  
Single Family, Co-Operatives, Condominiums

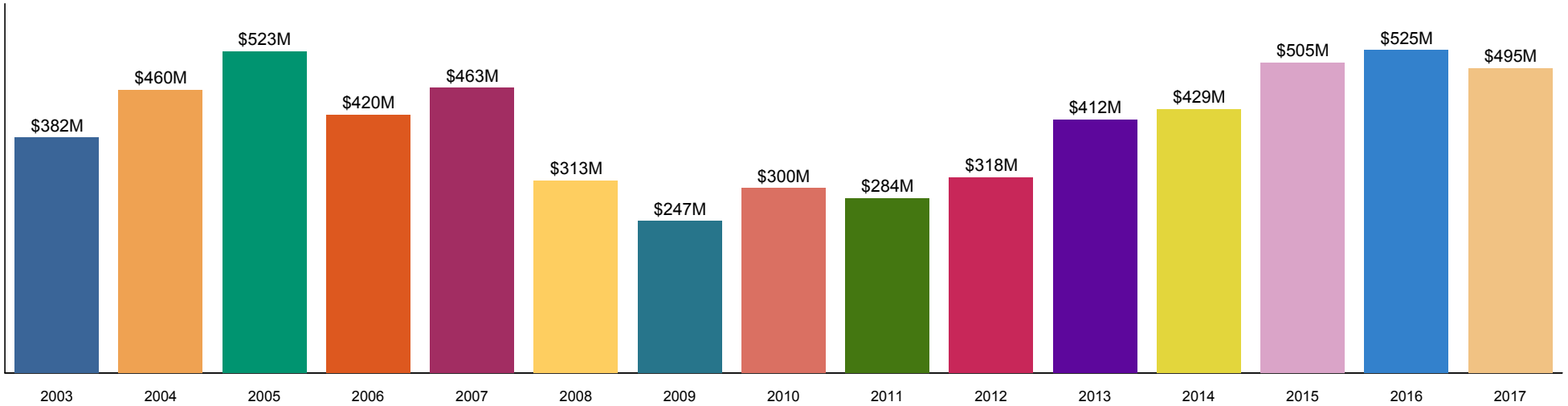
Average and Median Sale Price



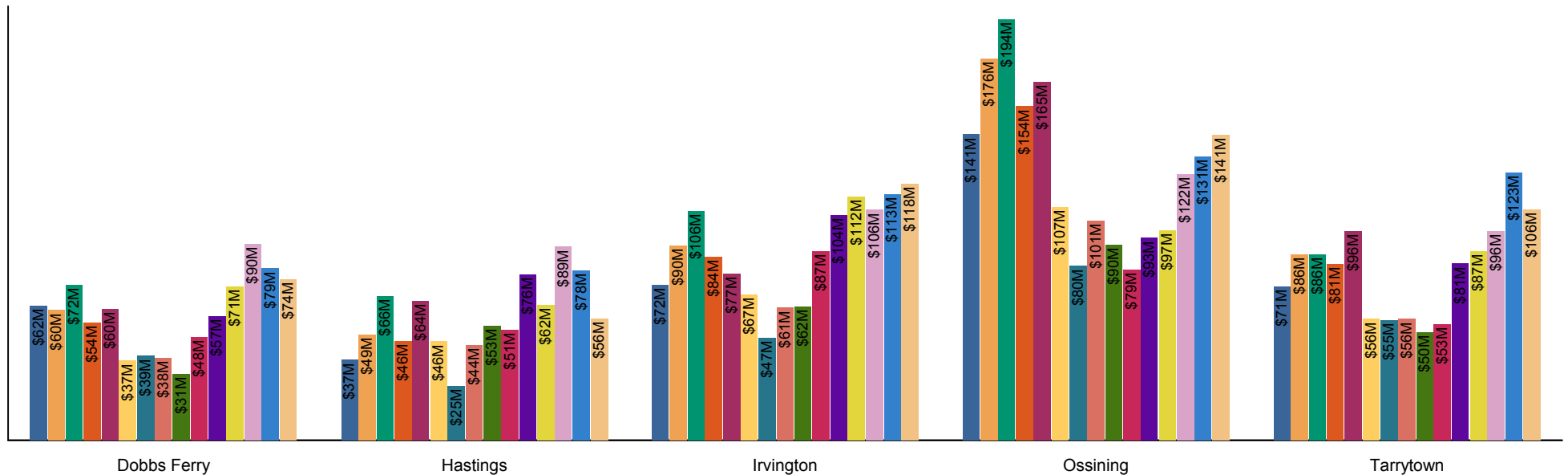
		2003	2004	2005	2006	2007	2008	2009	2010	2011	2012	2013	2014	2015	2016	2017
Total	Average	\$474,873	\$532,461	\$590,402	\$585,916	\$573,628	\$565,293	\$504,109	\$536,930	\$543,645	\$538,650	\$565,650	\$583,760	\$578,602	\$610,920	\$615,924
	Median	\$407,000	\$463,637	\$519,000	\$495,250	\$500,000	\$486,000	\$452,500	\$465,000	\$440,000	\$467,500	\$464,000	\$459,000	\$469,250	\$499,000	\$500,000
Dobbs Ferry	Average	\$666,975	\$705,378	\$769,547	\$808,418	\$678,603	\$718,024	\$720,642	\$622,767	\$622,873	\$710,096	\$658,381	\$724,068	\$772,891	\$807,288	\$841,353
	Median	\$555,000	\$610,000	\$719,000	\$615,000	\$600,000	\$577,000	\$543,750	\$570,000	\$562,000	\$610,000	\$560,000	\$626,250	\$638,500	\$717,500	\$774,500
Hastings	Average	\$508,408	\$609,702	\$698,746	\$645,514	\$684,825	\$616,295	\$513,169	\$665,628	\$641,795	\$662,050	\$675,601	\$557,000	\$636,787	\$705,179	\$700,671
	Median	\$520,000	\$587,500	\$676,000	\$660,000	\$727,500	\$600,000	\$562,500	\$648,750	\$640,375	\$620,000	\$640,000	\$557,500	\$637,350	\$719,000	\$682,500
Irvington	Average	\$607,032	\$748,282	\$950,707	\$828,385	\$782,419	\$797,550	\$622,457	\$693,634	\$789,815	\$737,484	\$822,488	\$911,049	\$930,742	\$878,105	\$1,017,791
	Median	\$545,000	\$603,000	\$768,000	\$699,000	\$646,000	\$629,500	\$534,000	\$600,000	\$551,000	\$639,750	\$652,450	\$767,500	\$747,000	\$770,000	\$840,500
Ossining	Average	\$395,628	\$436,291	\$448,089	\$470,387	\$467,716	\$453,187	\$393,735	\$419,840	\$396,480	\$362,900	\$365,353	\$380,792	\$372,318	\$377,753	\$394,197
	Median	\$370,500	\$410,000	\$421,500	\$444,000	\$429,900	\$425,000	\$380,000	\$410,000	\$345,000	\$340,000	\$343,000	\$360,000	\$359,000	\$365,750	\$387,500
Tarrytown	Average	\$428,227	\$486,896	\$555,820	\$545,025	\$557,039	\$523,203	\$517,055	\$543,712	\$569,792	\$481,773	\$553,555	\$587,440	\$560,262	\$705,216	\$652,257
	Median	\$386,000	\$460,000	\$519,500	\$488,000	\$500,000	\$510,000	\$464,000	\$465,000	\$515,000	\$460,000	\$474,500	\$512,000	\$522,500	\$615,000	\$582,000

**On The RiverTowns**  
**Dobbs Ferry, Hastings, Irvington, Ossining, Tarrytown**  
 Single Family, Co-Operatives, Condominiums

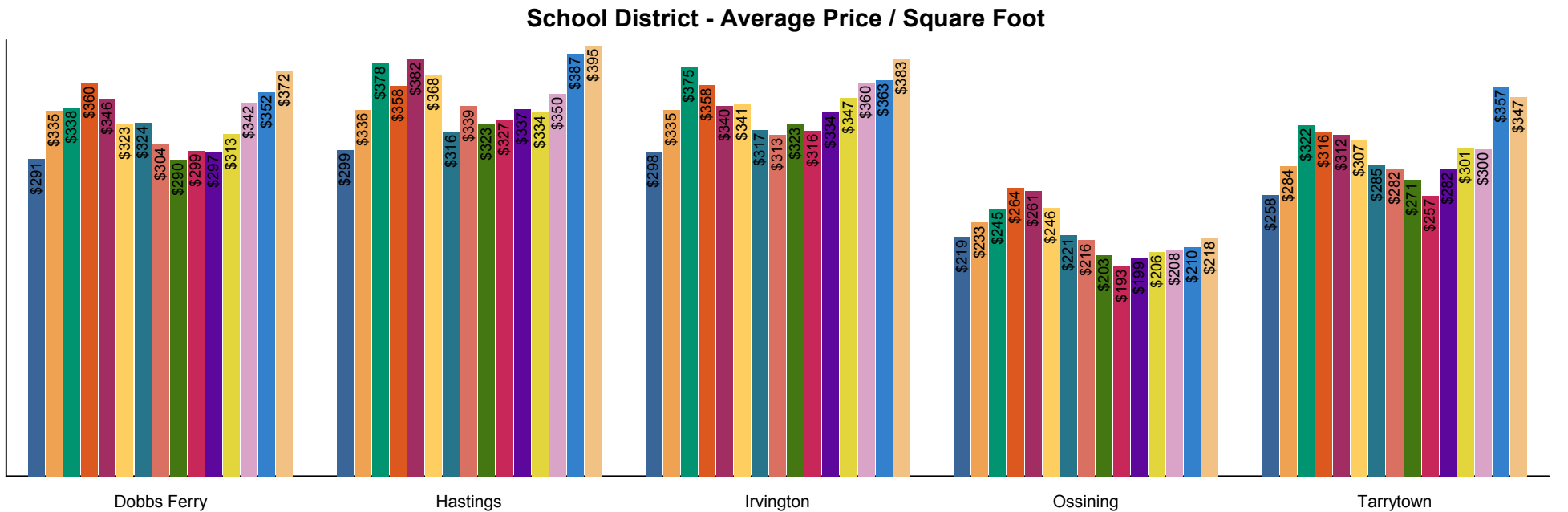
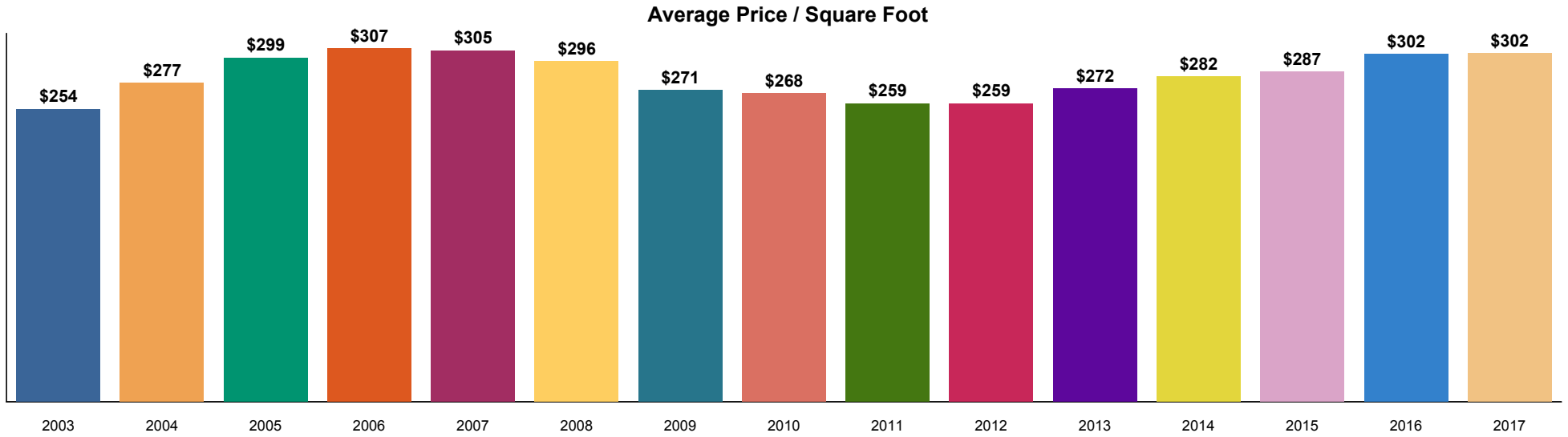
**\$ Sales Volume**



**School District - \$ Sales Volume**

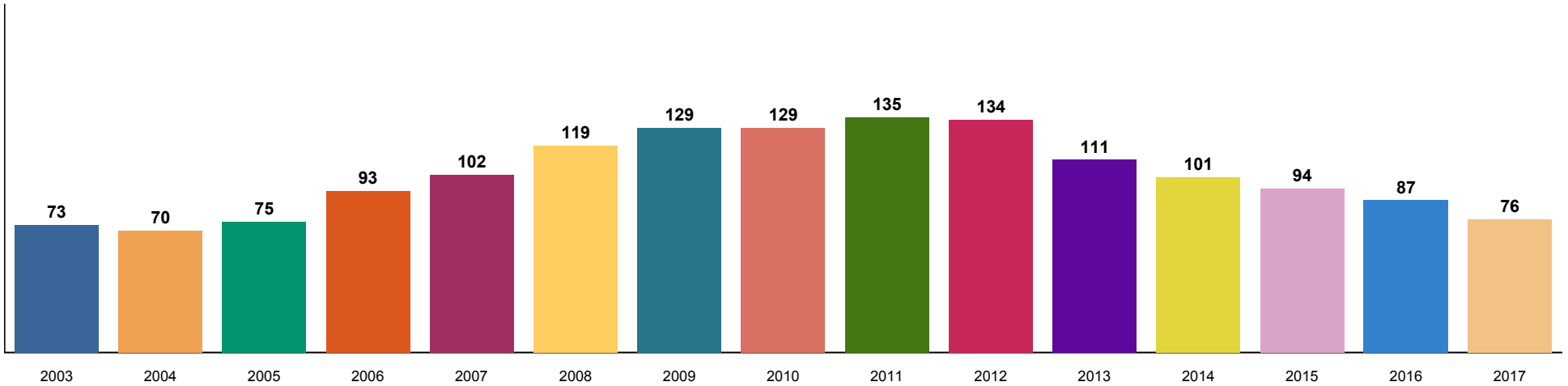


On The RiverTowns  
Dobbs Ferry, Hastings, Irvington, Ossining, Tarrytown  
Single Family, Co-Operatives, Condominiums

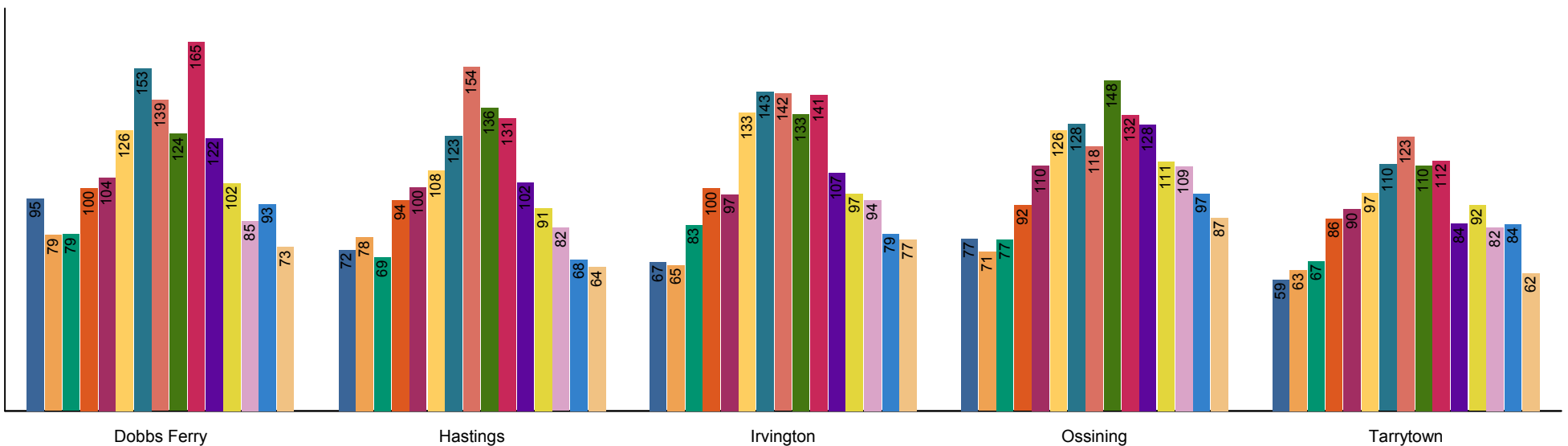


**On The RiverTowns**  
**Dobbs Ferry, Hastings, Irvington, Ossining, Tarrytown**  
 Single Family, Co-Operatives, Condominiums

**Days to Contract**

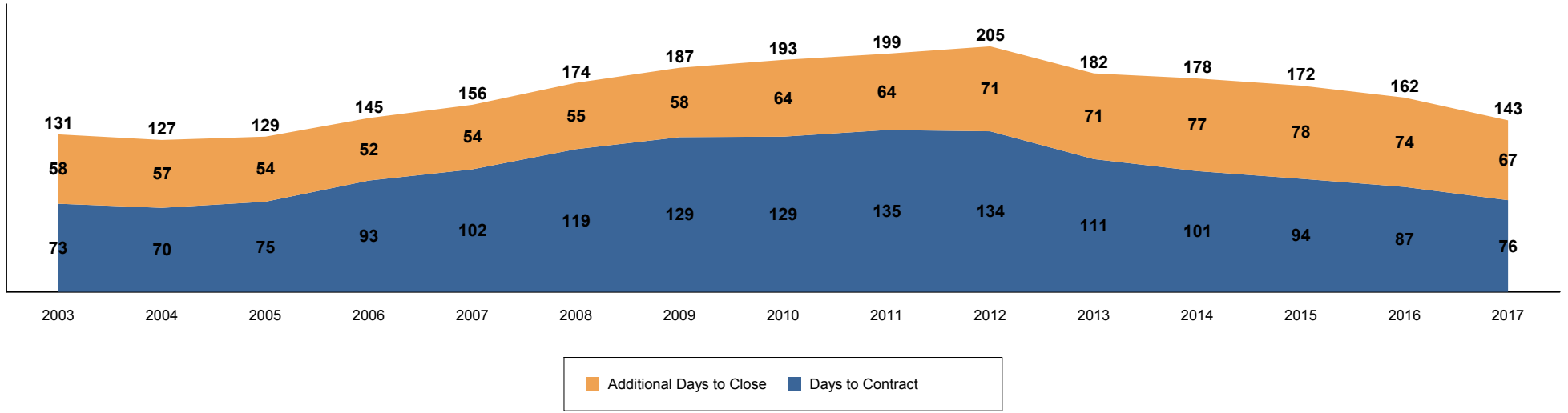


**School District - Days to Contract**

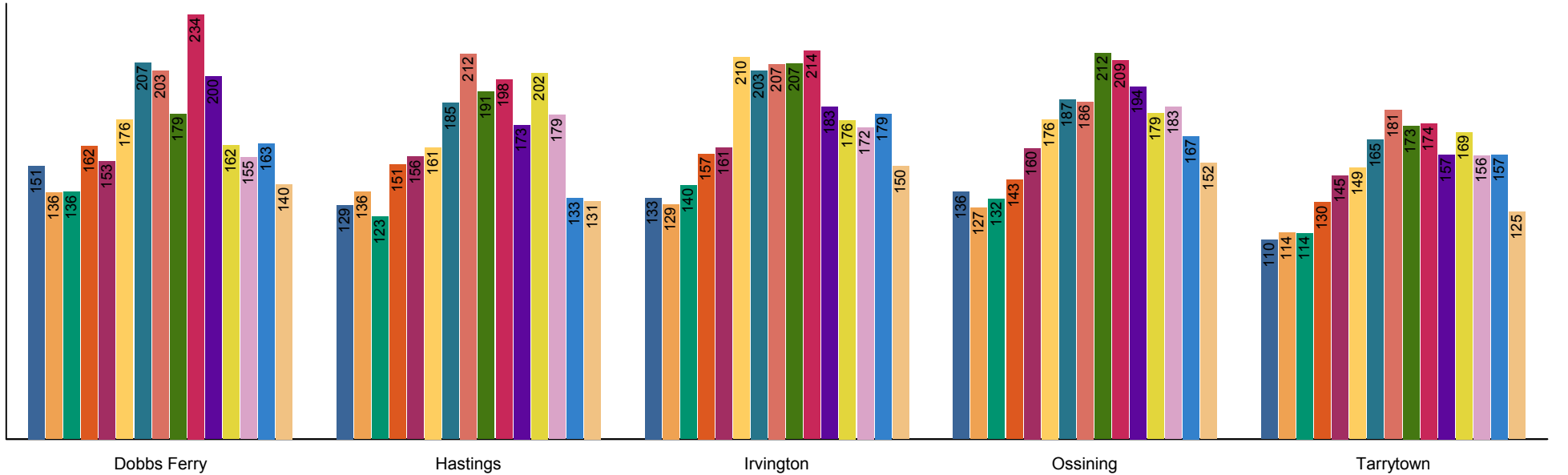


On The RiverTowns  
Dobbs Ferry, Hastings, Irvington, Ossining, Tarrytown  
Single Family, Co-Operatives, Condominiums

Days to Close



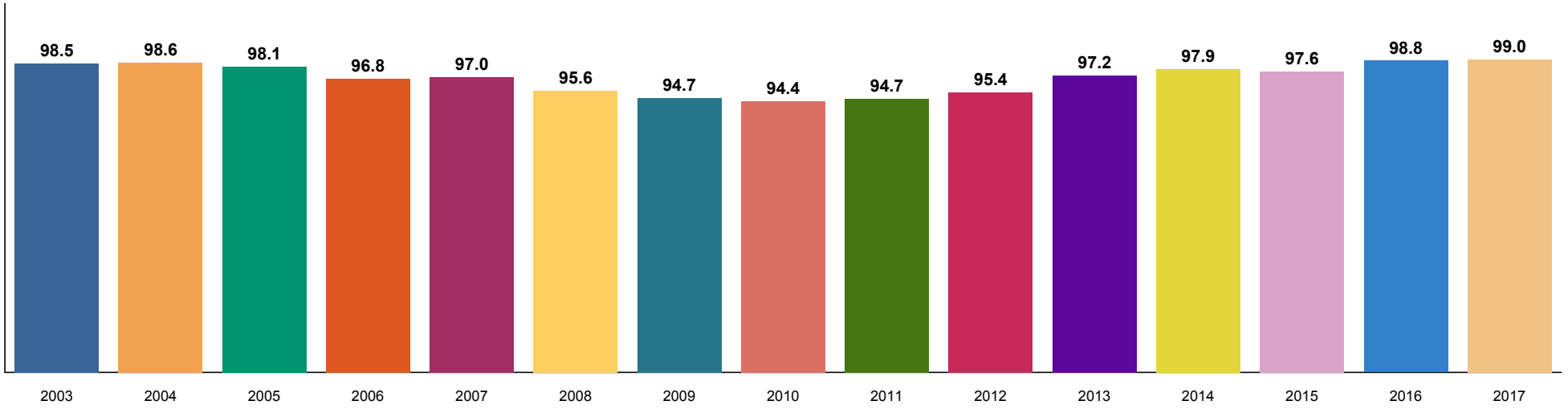
School District - Days to Close





**On The RiverTowns**  
**Dobbs Ferry, Hastings, Irvington, Ossining, Tarrytown**  
Single Family, Co-Operatives, Condominiums

**% Sale Price to List Price**



**% Sale Price to Original List Price**

