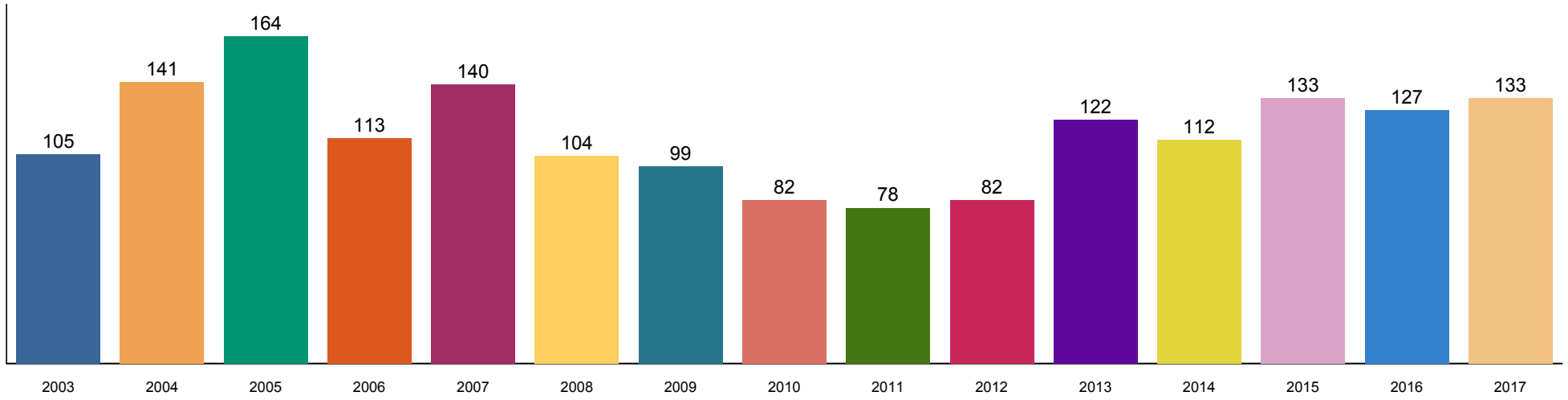
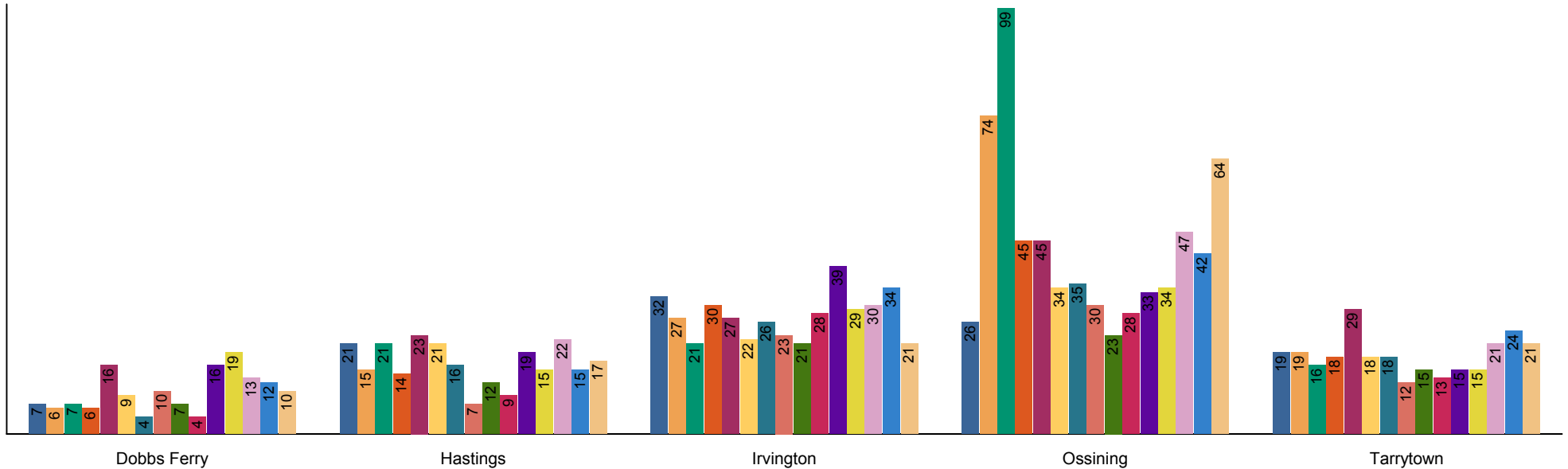


On The RiverTowns  
Dobbs Ferry, Hastings, Irvington, Ossining, Tarrytown  
{Property Type}

Number of Sales

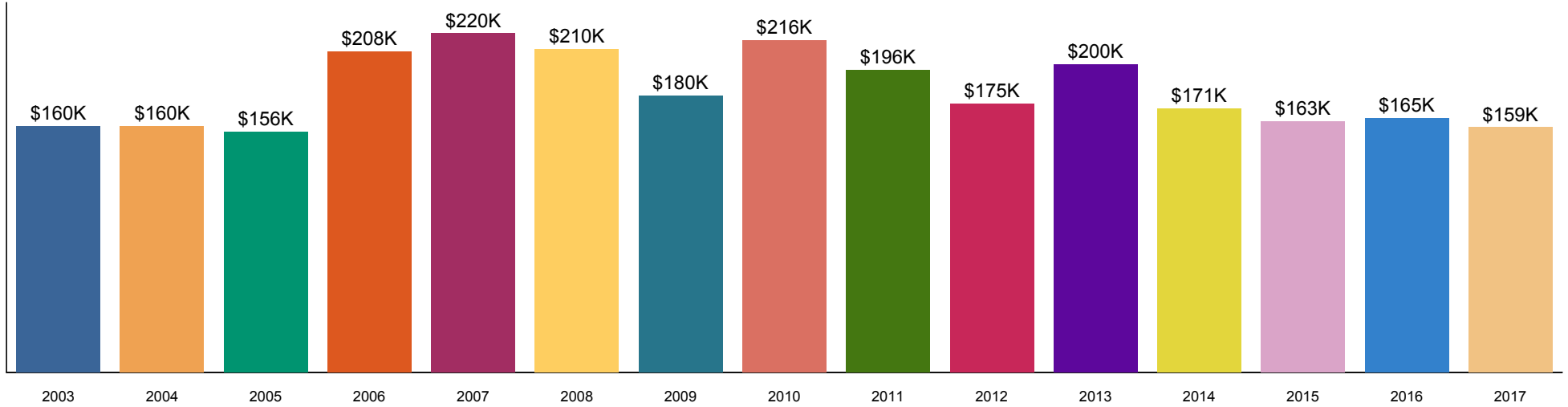


School District - Number of Sales

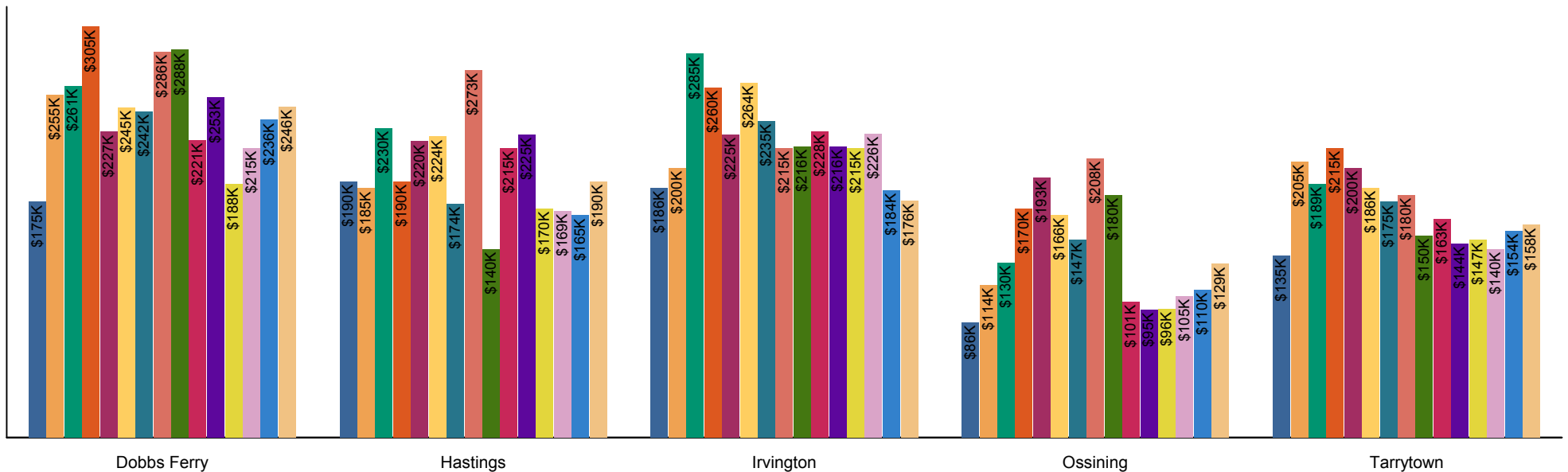


On The RiverTowns  
Dobbs Ferry, Hastings, Irvington, Ossining, Tarrytown  
Co-Operative

Median Sale Price

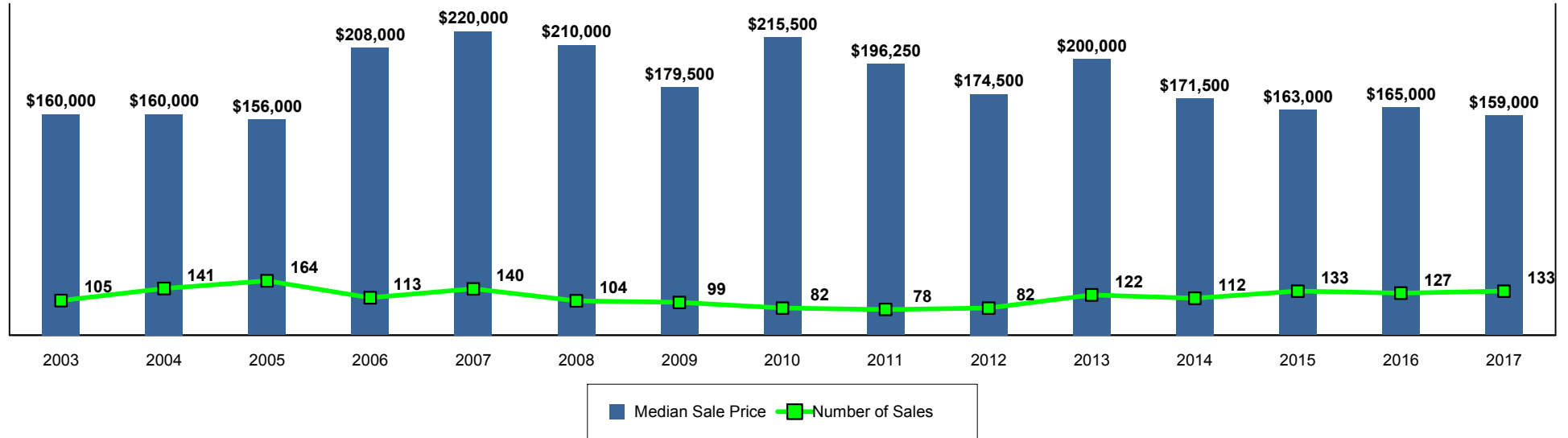


School District - Median Sale Price



**On The RiverTowns**  
**Dobbs Ferry, Hastings, Irvington, Ossining, Tarrytown**  
**Co-Operative**

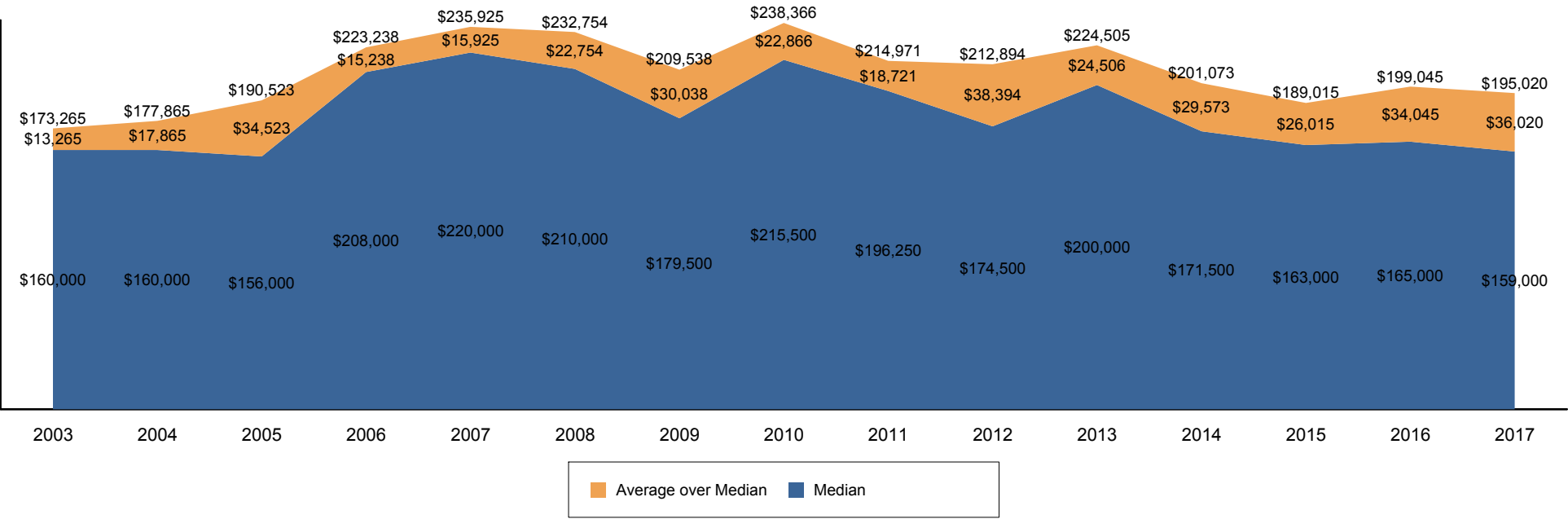
**Median Sale Price and Number of Sales**



		2003	2004	2005	2006	2007	2008	2009	2010	2011	2012	2013	2014	2015	2016	2017
Total	MSP	\$160,000	\$160,000	\$156,000	\$208,000	\$220,000	\$210,000	\$179,500	\$215,500	\$196,250	\$174,500	\$200,000	\$171,500	\$163,000	\$165,000	\$159,000
	# of Sales	105	141	164	113	140	104	99	82	78	82	122	112	133	127	133
Dobbs Ferry	MSP	\$175,000	\$254,500	\$261,000	\$305,000	\$227,000	\$245,000	\$242,000	\$286,250	\$288,000	\$221,000	\$252,500	\$188,000	\$215,000	\$236,000	\$245,500
	# of Sales	7	6	7	6	16	9	4	10	7	4	16	19	13	12	10
Hastings	MSP	\$190,000	\$185,000	\$229,900	\$190,000	\$220,000	\$223,500	\$173,500	\$273,000	\$140,000	\$215,000	\$225,000	\$169,900	\$168,500	\$165,000	\$190,000
	# of Sales	21	15	21	14	23	21	16	7	12	9	19	15	22	15	17
Irvington	MSP	\$185,500	\$200,000	\$285,000	\$260,000	\$225,000	\$263,500	\$235,000	\$215,000	\$216,000	\$227,500	\$216,000	\$215,000	\$225,500	\$183,500	\$176,000
	# of Sales	32	27	21	30	27	22	26	23	21	28	39	29	30	34	21
Ossining	MSP	\$85,500	\$113,500	\$130,000	\$170,000	\$193,000	\$165,500	\$147,000	\$207,500	\$180,000	\$100,750	\$95,000	\$95,500	\$105,000	\$109,750	\$129,000
	# of Sales	26	74	99	45	45	34	35	30	23	28	33	34	47	42	64
Tarrytown	MSP	\$135,000	\$205,000	\$188,500	\$215,000	\$200,000	\$185,588	\$175,000	\$180,000	\$150,000	\$162,500	\$144,000	\$147,000	\$140,000	\$153,500	\$158,000
	# of Sales	19	19	16	18	29	18	18	12	15	13	15	15	21	24	21

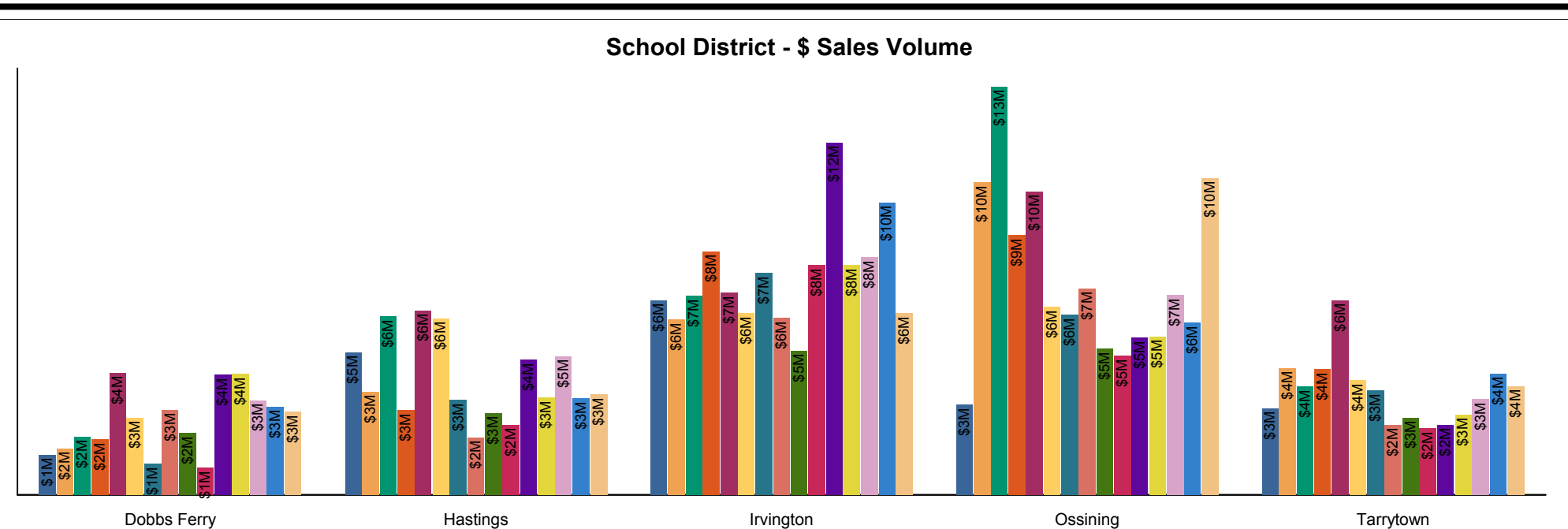
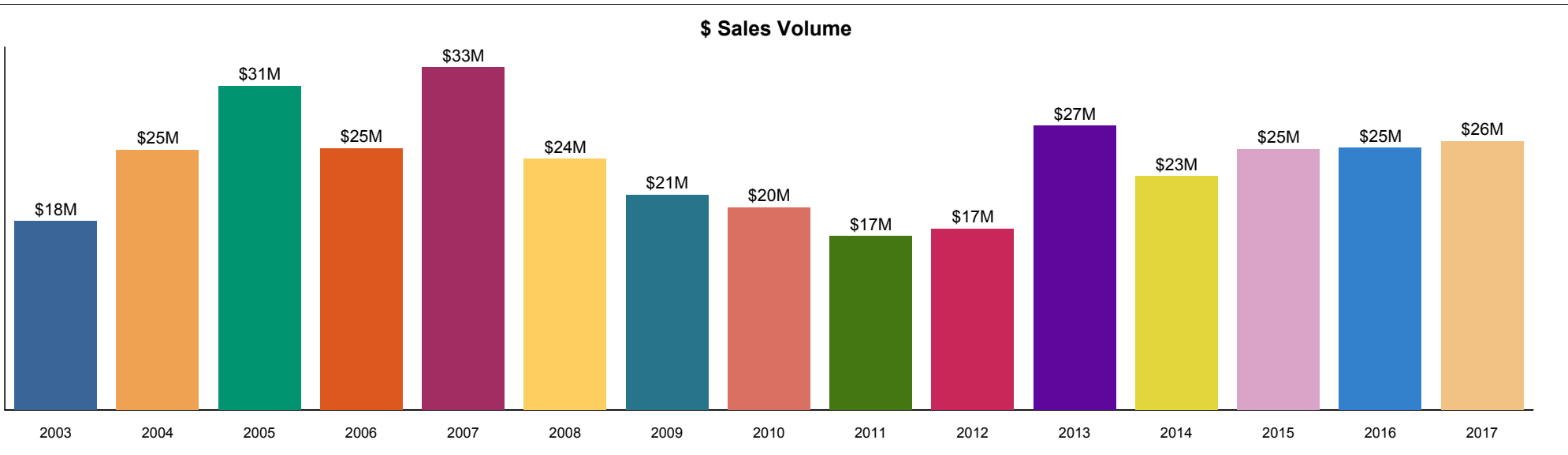
On The RiverTowns  
Dobbs Ferry, Hastings, Irvington, Ossining, Tarrytown  
Co-Operative

Average and Median Sale Price



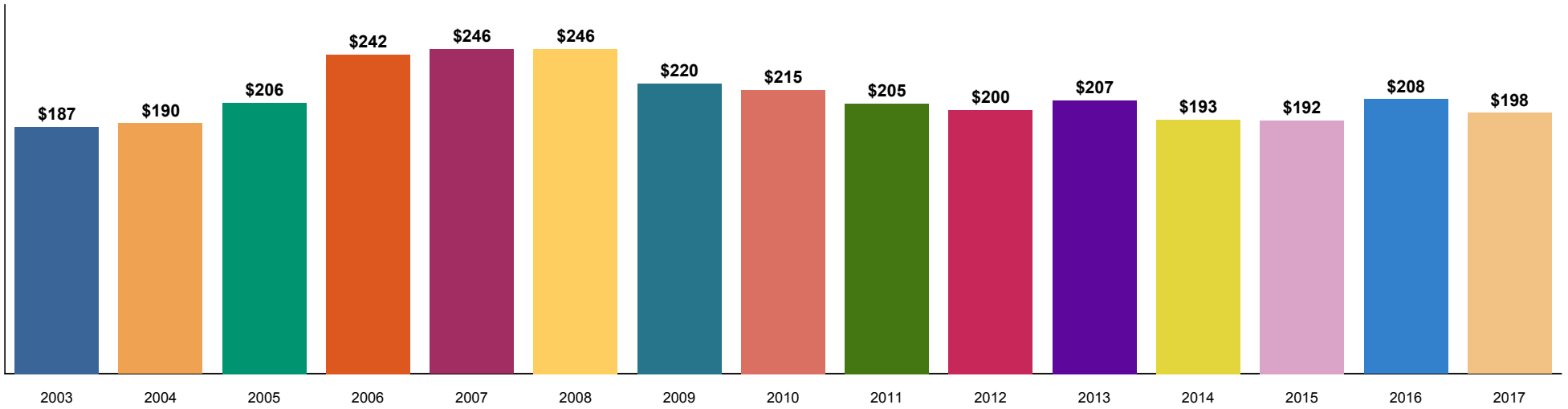
		2003	2004	2005	2006	2007	2008	2009	2010	2011	2012	2013	2014	2015	2016	2017
Total	Average	\$173,265	\$177,865	\$190,523	\$223,238	\$235,925	\$232,754	\$209,538	\$238,366	\$214,971	\$212,894	\$224,505	\$201,073	\$189,015	\$199,045	\$195,020
	Median	\$160,000	\$160,000	\$156,000	\$208,000	\$220,000	\$210,000	\$179,500	\$215,500	\$196,250	\$174,500	\$200,000	\$171,500	\$163,000	\$165,000	\$159,000
Dobbs Ferry	Average	\$188,429	\$253,650	\$272,786	\$302,500	\$250,031	\$281,889	\$254,750	\$279,000	\$288,929	\$221,500	\$246,344	\$208,816	\$238,962	\$240,500	\$273,420
	Median	\$175,000	\$254,500	\$261,000	\$305,000	\$227,000	\$245,000	\$242,000	\$286,250	\$288,000	\$221,000	\$252,500	\$188,000	\$215,000	\$236,000	\$245,500
Hastings	Average	\$222,762	\$226,033	\$278,781	\$198,250	\$263,315	\$275,571	\$194,984	\$270,000	\$223,083	\$255,050	\$233,437	\$212,527	\$206,432	\$211,133	\$193,765
	Median	\$190,000	\$185,000	\$229,900	\$190,000	\$220,000	\$223,500	\$173,500	\$273,000	\$140,000	\$215,000	\$225,000	\$169,900	\$168,500	\$165,000	\$190,000
Irvington	Average	\$199,781	\$213,285	\$310,881	\$266,450	\$245,630	\$270,807	\$280,004	\$252,425	\$225,524	\$269,214	\$296,035	\$259,905	\$259,987	\$282,353	\$283,929
	Median	\$185,500	\$200,000	\$285,000	\$260,000	\$225,000	\$263,500	\$235,000	\$215,000	\$216,000	\$227,500	\$216,000	\$215,000	\$225,500	\$183,500	\$176,000
Ossining	Average	\$113,594	\$138,447	\$135,332	\$189,264	\$221,184	\$181,197	\$168,643	\$225,592	\$208,514	\$162,863	\$156,500	\$152,809	\$139,436	\$134,508	\$162,289
	Median	\$85,500	\$113,500	\$130,000	\$170,000	\$193,000	\$165,500	\$147,000	\$207,500	\$180,000	\$100,750	\$95,000	\$95,500	\$105,000	\$109,750	\$129,000
Tarrytown	Average	\$149,968	\$219,095	\$222,218	\$229,167	\$220,255	\$209,107	\$190,164	\$191,042	\$169,093	\$167,515	\$153,533	\$175,467	\$149,424	\$165,680	\$169,548
	Median	\$135,000	\$205,000	\$188,500	\$215,000	\$200,000	\$185,588	\$175,000	\$180,000	\$150,000	\$162,500	\$144,000	\$147,000	\$140,000	\$153,500	\$158,000

On The RiverTowns  
Dobbs Ferry, Hastings, Irvington, Ossining, Tarrytown  
{Property Type}

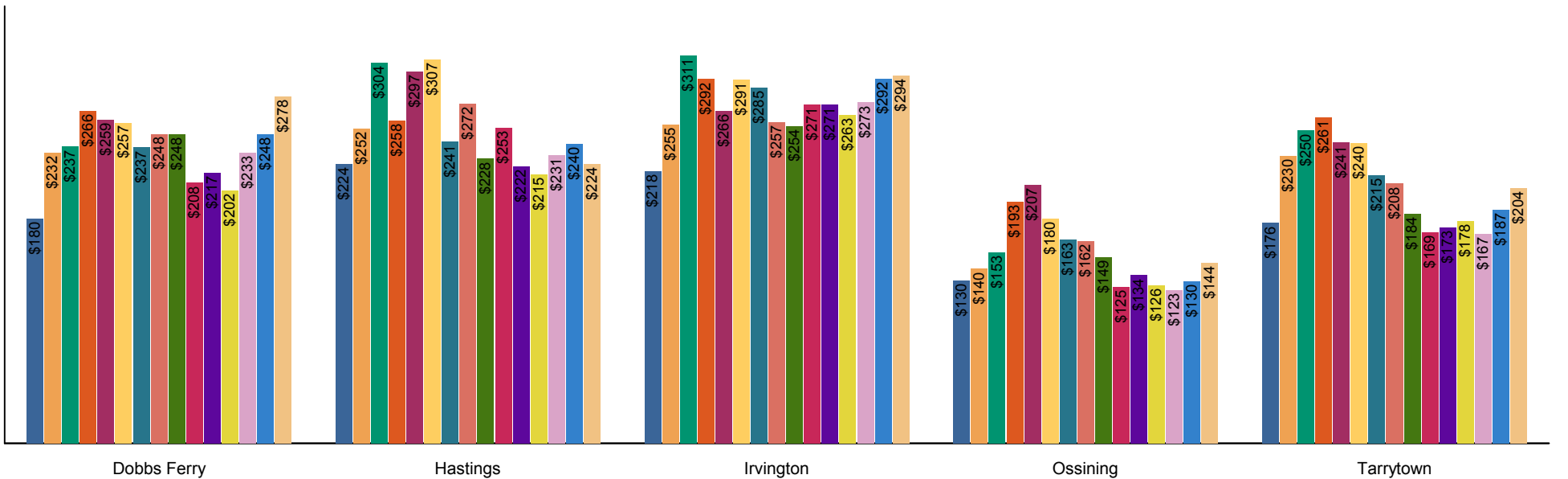


On The RiverTowns  
Dobbs Ferry, Hastings, Irvington, Ossining, Tarrytown  
{Property Type}

Average Price / Square Foot

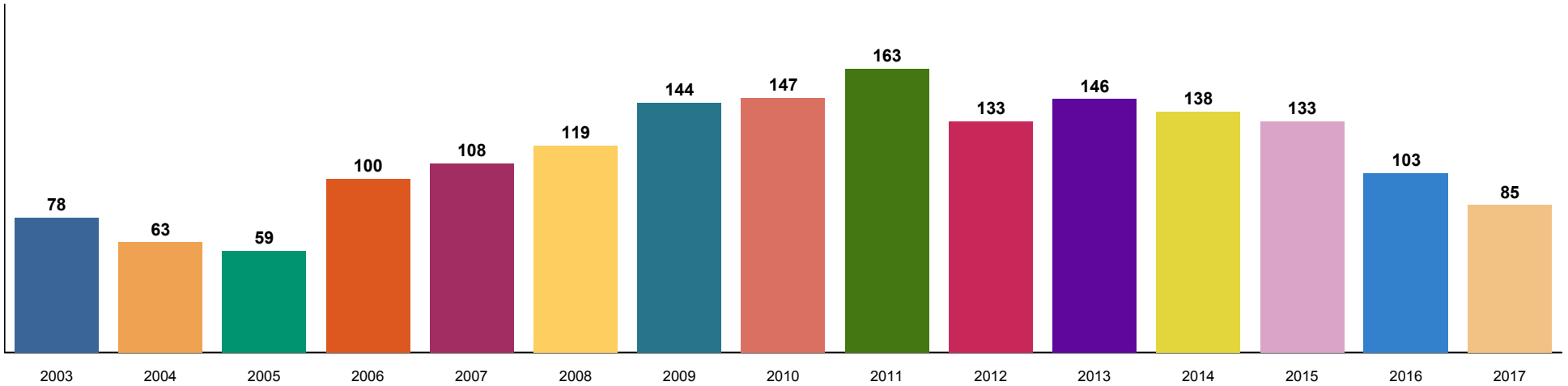


School District - Average Price / Square Foot

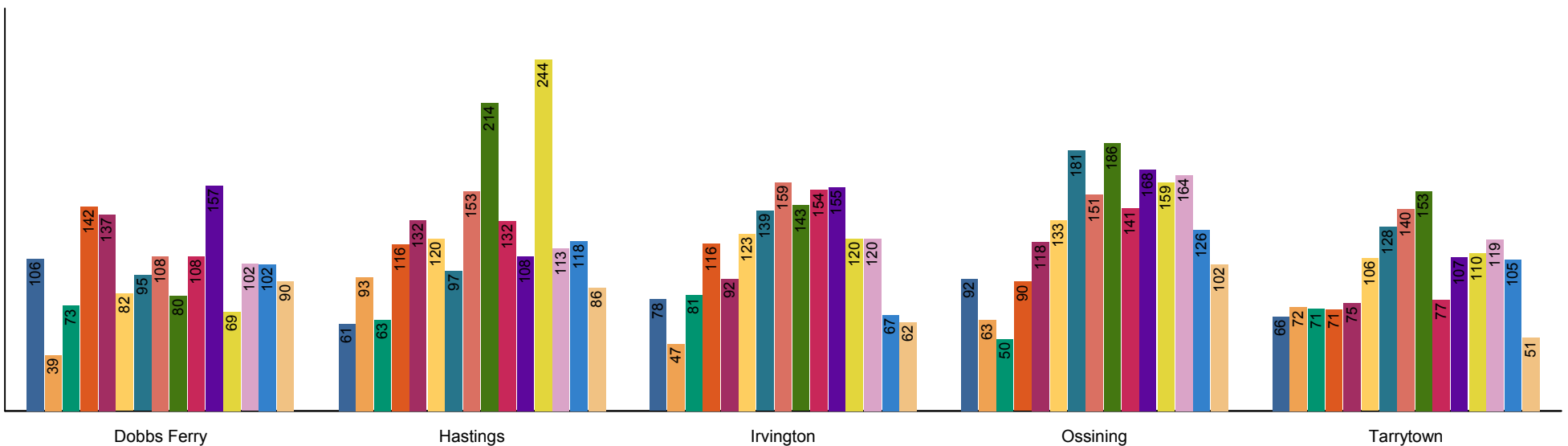


On The RiverTowns  
Dobbs Ferry, Hastings, Irvington, Ossining, Tarrytown  
{Property Type}

Days to Contract



School District - Days to Contract

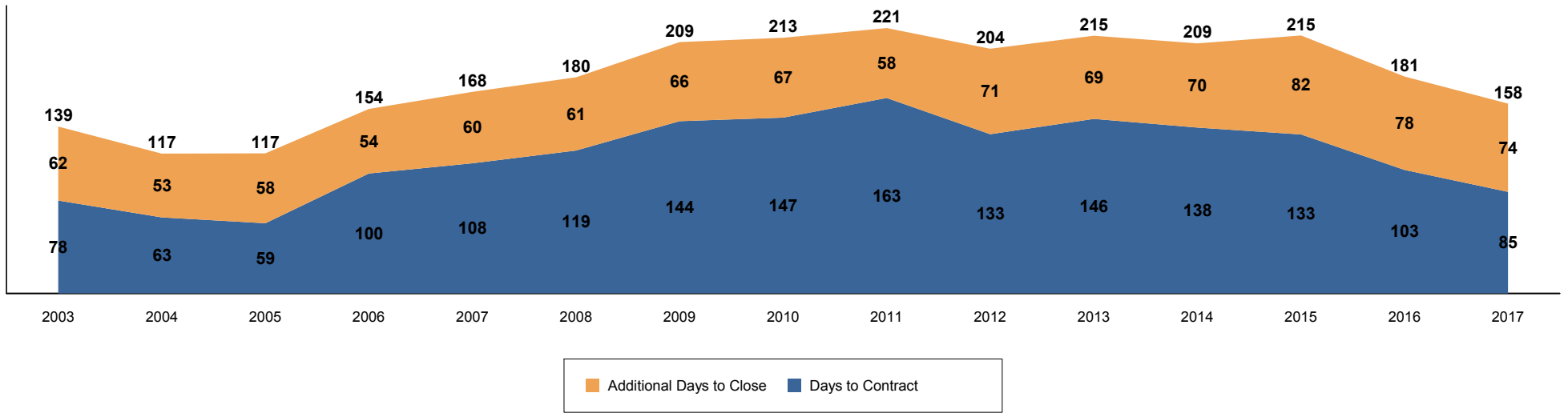


# On The RiverTowns

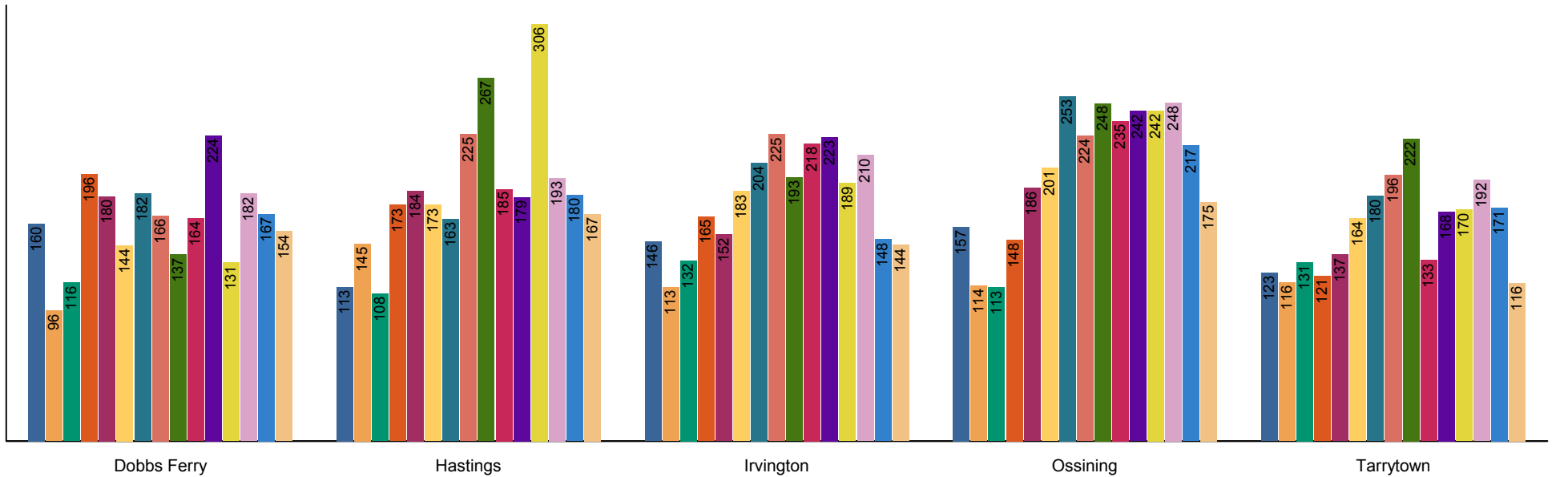
## Dobbs Ferry, Hastings, Irvington, Ossining, Tarrytown

{Property Type}

### Days to Close



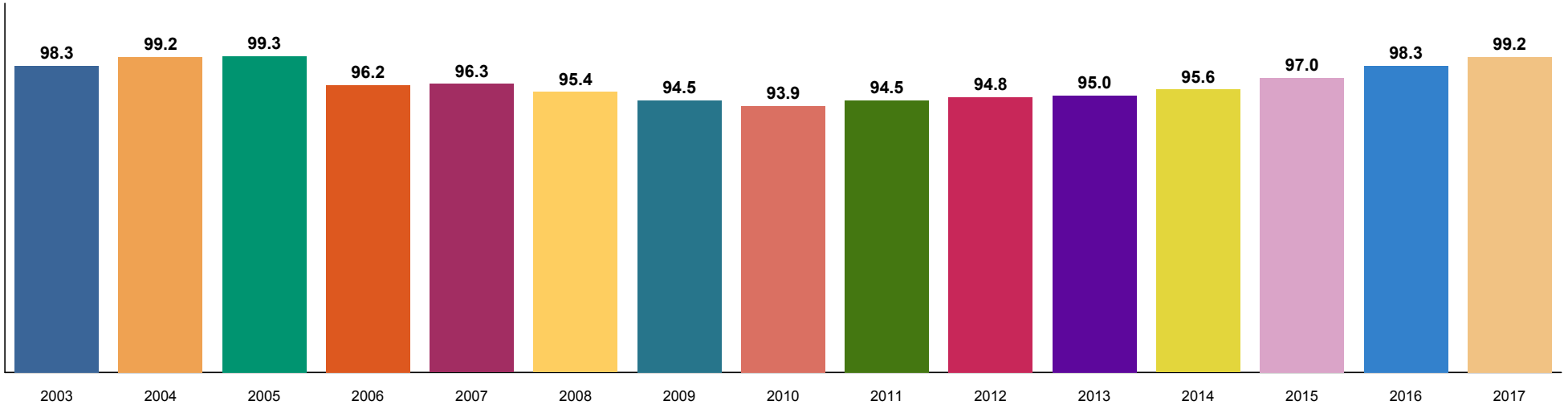
### School District - Days to Close





On The RiverTowns  
Dobbs Ferry, Hastings, Irvington, Ossining, Tarrytown  
{Property Type}

% Sale Price to List Price



% Sale Price to Original List Price

