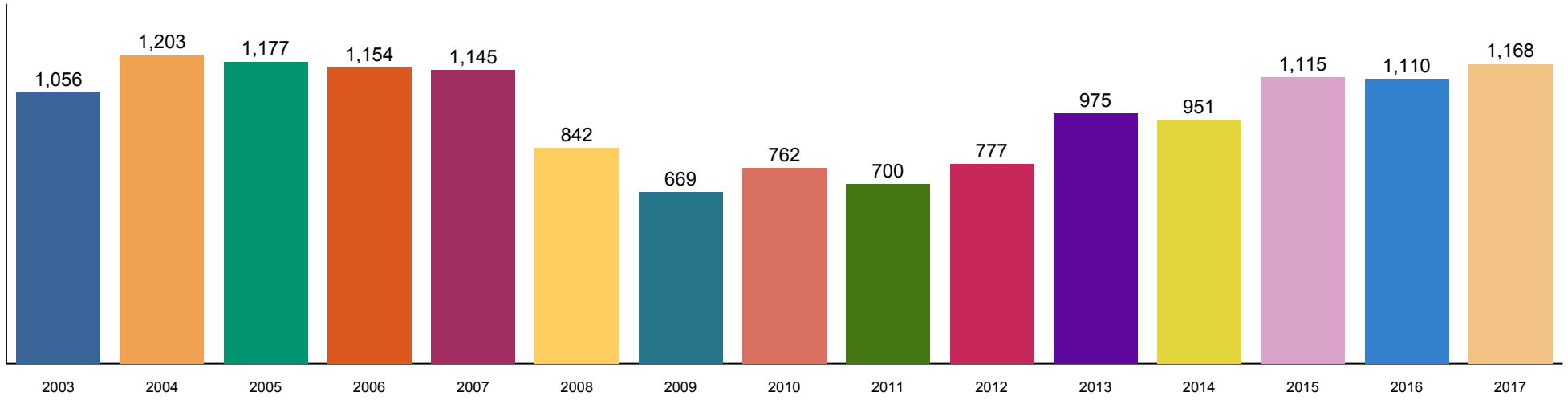
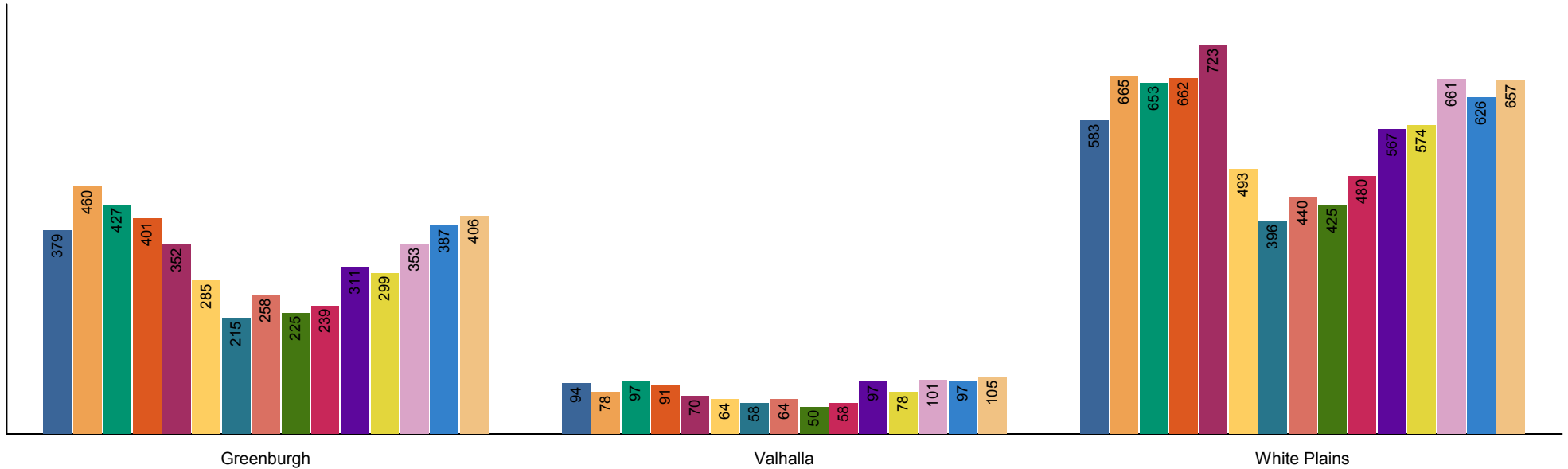


Greater White Plains
Greenburgh, Valhalla, White Plains
Single Family, Co-Operatives, Condominiums

Number of Sales

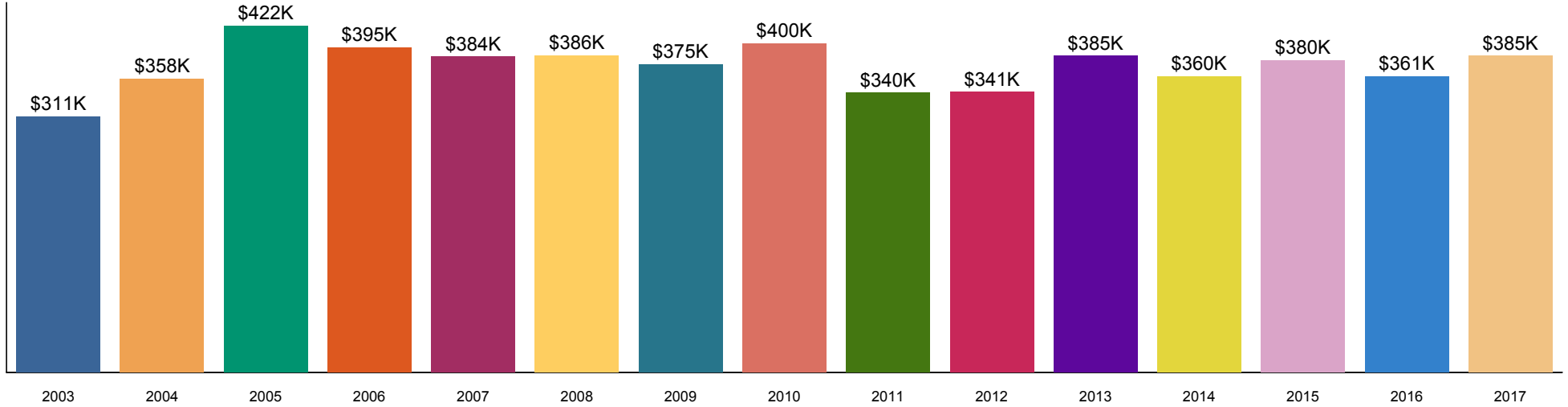


School District - Number of Sales

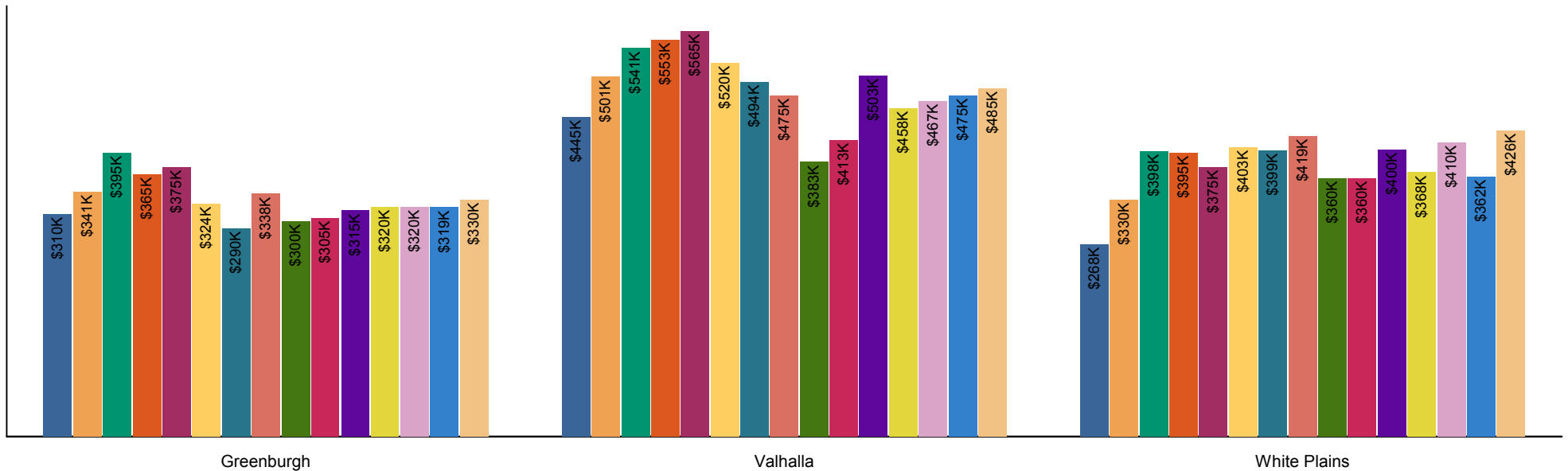


Greater White Plains
Greenburgh, Valhalla, White Plains
Single Family, Co-Operatives, Condominiums

Median Sale Price

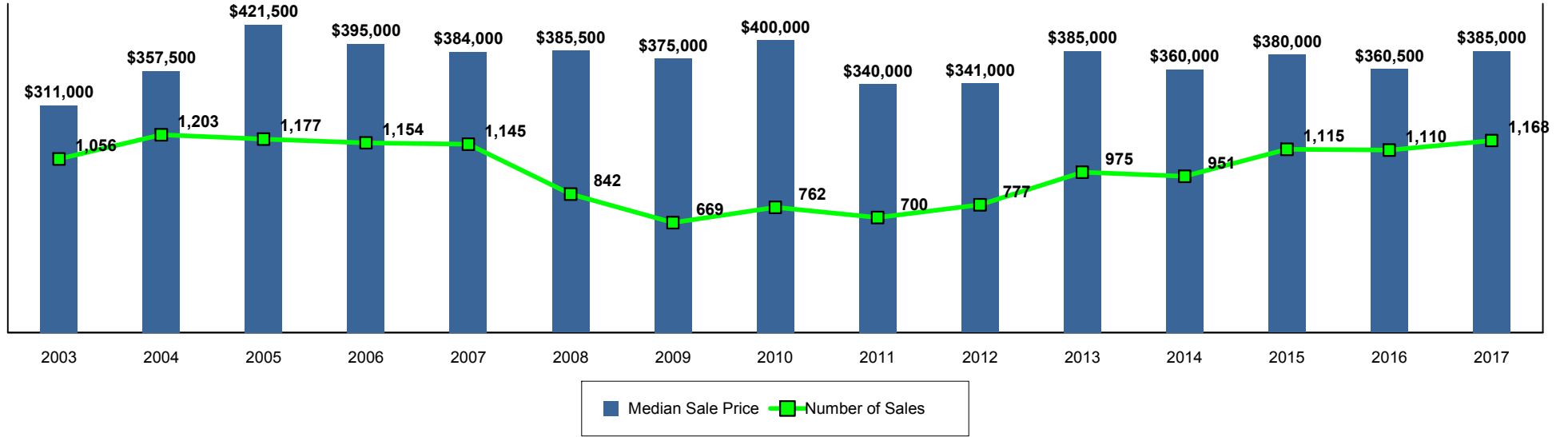


School District - Median Sale Price



Greater White Plains
Greenburgh, Valhalla, White Plains
 Single Family, Co-Operatives, Condominiums

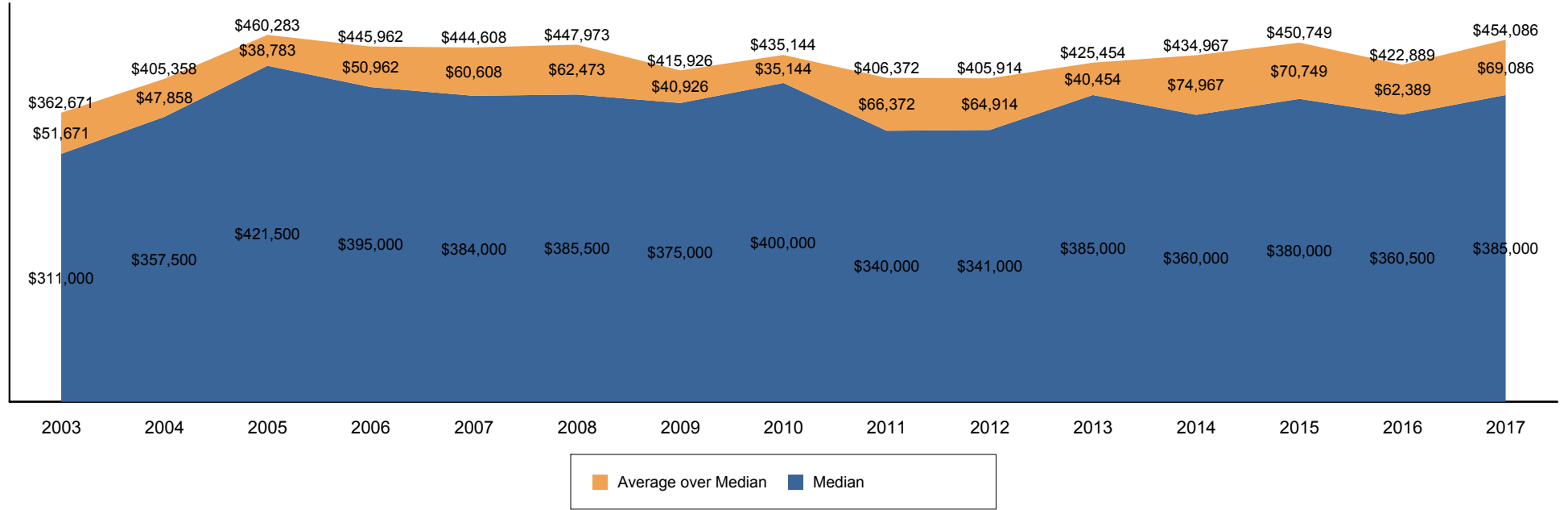
Median Sale Price and Number of Sales



		2003	2004	2005	2006	2007	2008	2009	2010	2011	2012	2013	2014	2015	2016	2017
Total	MSP	\$311,000	\$357,500	\$421,500	\$395,000	\$384,000	\$385,500	\$375,000	\$400,000	\$340,000	\$341,000	\$385,000	\$360,000	\$380,000	\$360,500	\$385,000
	# of Sales	1,056	1,203	1,177	1,154	1,145	842	669	762	700	777	975	951	1,115	1,110	1,168
Greenburgh	MSP	\$310,000	\$340,500	\$395,000	\$365,000	\$375,000	\$324,000	\$290,000	\$338,250	\$300,000	\$304,500	\$315,000	\$320,000	\$320,000	\$319,300	\$330,000
	# of Sales	379	460	427	401	352	285	215	258	225	239	311	299	353	387	406
Valhalla	MSP	\$445,000	\$501,000	\$541,000	\$552,500	\$565,000	\$520,000	\$493,750	\$475,000	\$382,500	\$413,250	\$503,000	\$457,500	\$467,000	\$475,000	\$485,000
	# of Sales	94	78	97	91	70	64	58	64	50	58	97	78	101	97	105
White Plains	MSP	\$268,000	\$330,000	\$397,500	\$395,000	\$375,000	\$403,000	\$398,500	\$418,750	\$360,000	\$360,000	\$400,000	\$368,000	\$410,000	\$361,776	\$426,000
	# of Sales	583	665	653	662	723	493	396	440	425	480	567	574	661	626	657

Greater White Plains
Greenburgh, Valhalla, White Plains
Single Family, Co-Operatives, Condominiums

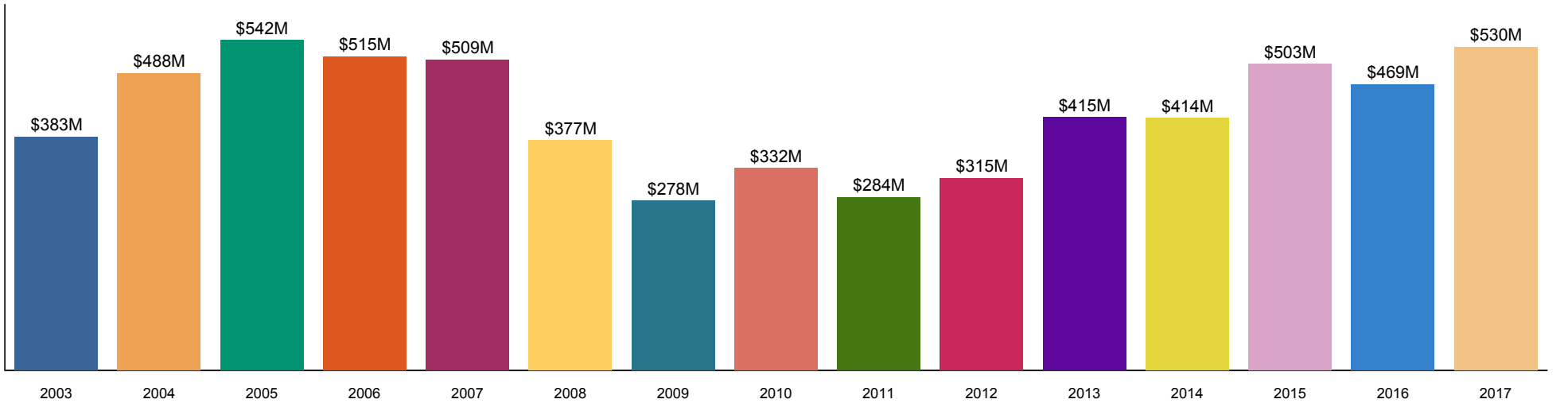
Average and Median Sale Price



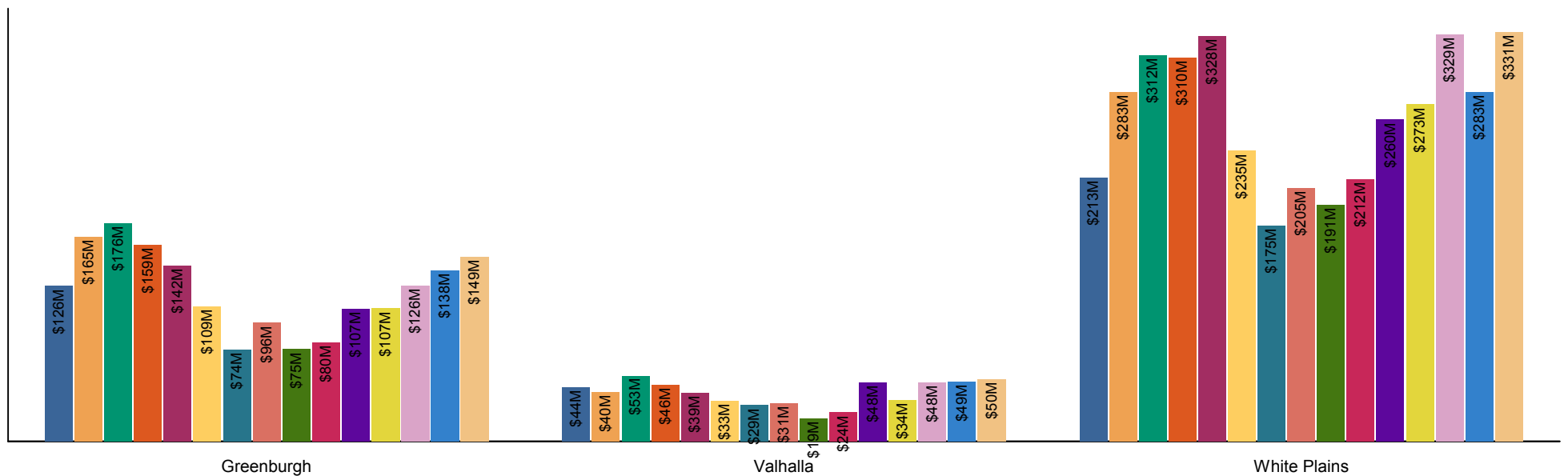
		2003	2004	2005	2006	2007	2008	2009	2010	2011	2012	2013	2014	2015	2016	2017
Total	Average	\$362,671	\$405,358	\$460,283	\$445,962	\$444,608	\$447,973	\$415,926	\$435,144	\$406,372	\$405,914	\$425,454	\$434,967	\$450,749	\$422,889	\$454,086
	Median	\$311,000	\$357,500	\$421,500	\$395,000	\$384,000	\$385,500	\$375,000	\$400,000	\$340,000	\$341,000	\$385,000	\$360,000	\$380,000	\$360,500	\$385,000
Greenburgh	Average	\$331,213	\$359,610	\$413,031	\$395,581	\$404,132	\$383,047	\$345,901	\$371,348	\$331,844	\$334,981	\$343,867	\$359,101	\$356,547	\$357,476	\$367,668
	Median	\$310,000	\$340,500	\$395,000	\$365,000	\$375,000	\$324,000	\$290,000	\$338,250	\$300,000	\$304,500	\$315,000	\$320,000	\$320,000	\$319,300	\$330,000
Valhalla	Average	\$468,919	\$507,659	\$547,806	\$503,858	\$561,264	\$517,020	\$505,573	\$483,871	\$375,100	\$405,864	\$493,062	\$433,064	\$473,167	\$500,353	\$480,279
	Median	\$445,000	\$501,000	\$541,000	\$552,500	\$565,000	\$520,000	\$493,750	\$475,000	\$382,500	\$413,250	\$503,000	\$457,500	\$467,000	\$475,000	\$485,000
White Plains	Average	\$365,990	\$425,005	\$478,181	\$468,522	\$453,019	\$476,544	\$440,815	\$465,464	\$449,507	\$441,238	\$458,639	\$474,745	\$497,632	\$451,324	\$503,303
	Median	\$268,000	\$330,000	\$397,500	\$395,000	\$375,000	\$403,000	\$398,500	\$418,750	\$360,000	\$360,000	\$400,000	\$368,000	\$410,000	\$361,776	\$426,000

Greater White Plains
Greenburgh, Valhalla, White Plains
 Single Family, Co-Operatives, Condominiums

\$ Sales Volume

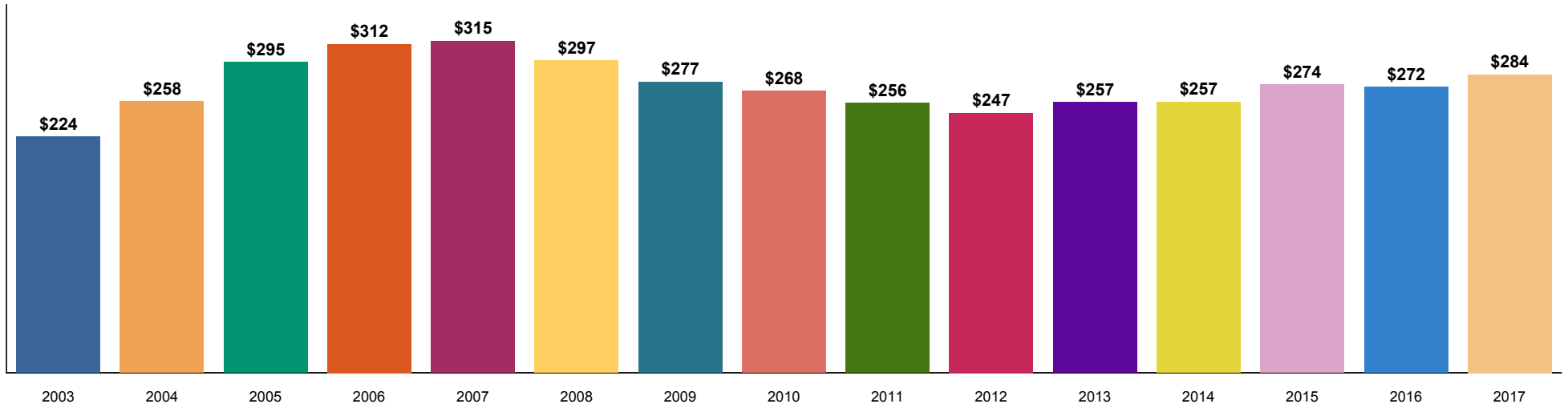


School District - \$ Sales Volume

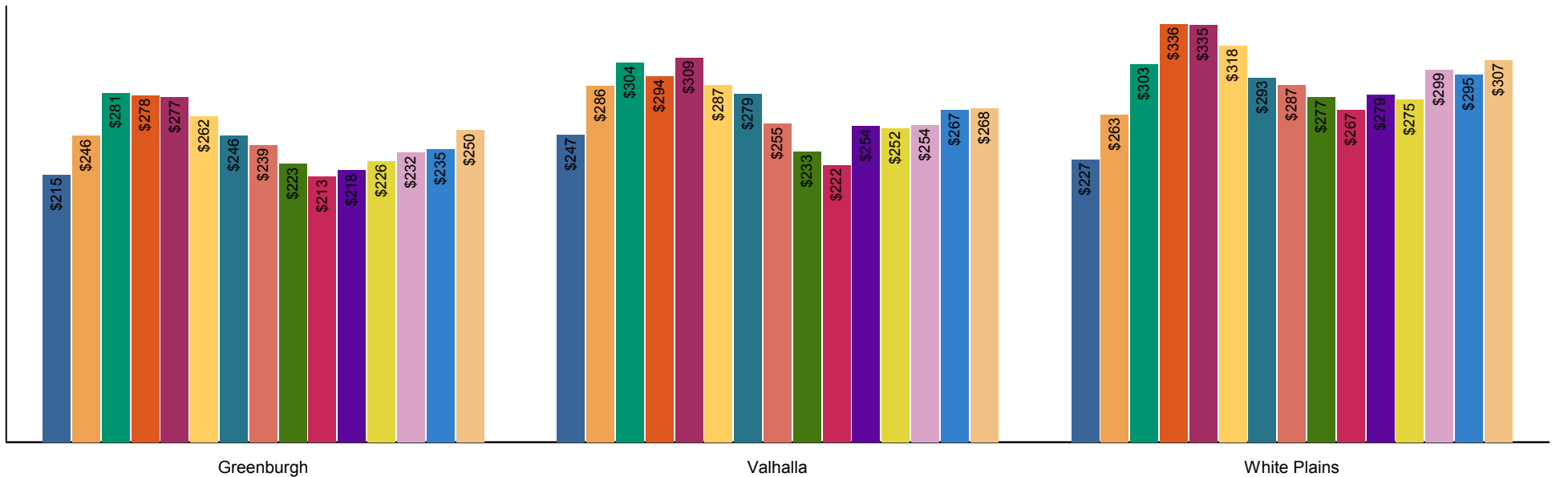


Greater White Plains
Greenburgh, Valhalla, White Plains
Single Family, Co-Operatives, Condominiums

Average Price / Square Foot

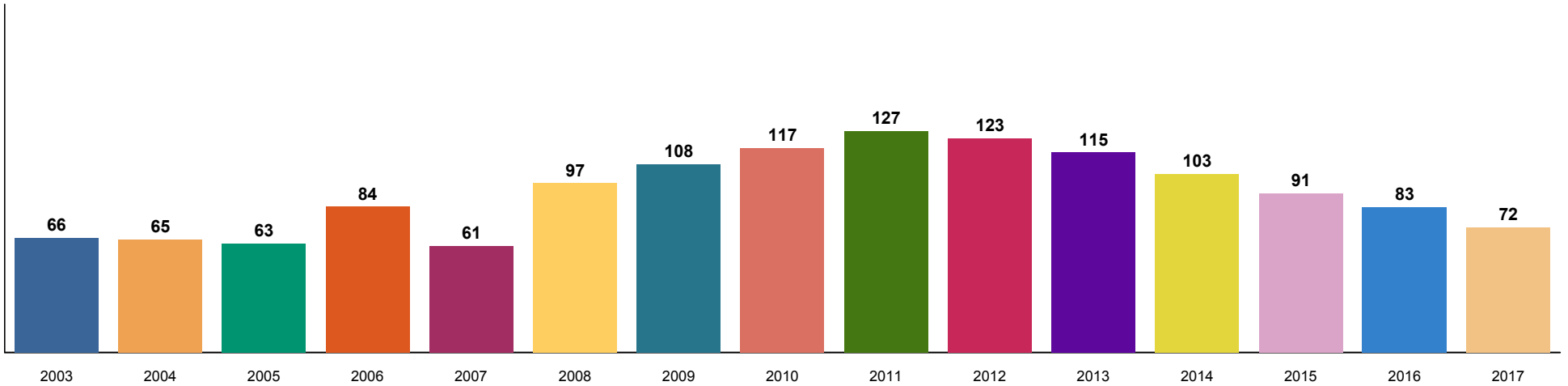


School District - Average Price / Square Foot

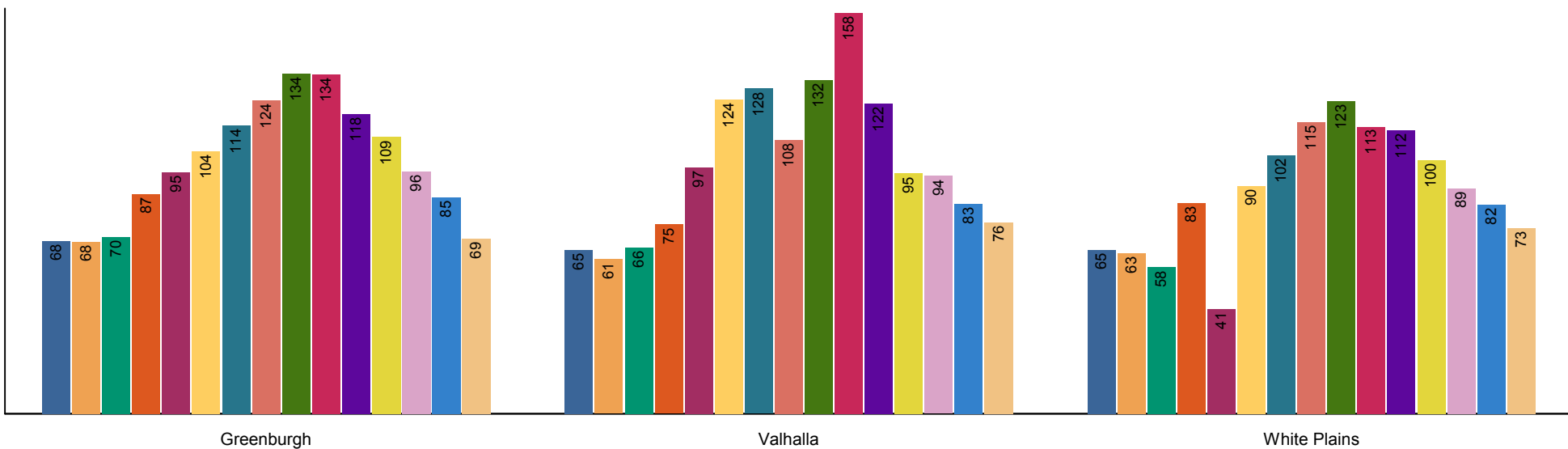


Greater White Plains
Greenburgh, Valhalla, White Plains
Single Family, Co-Operatives, Condominiums

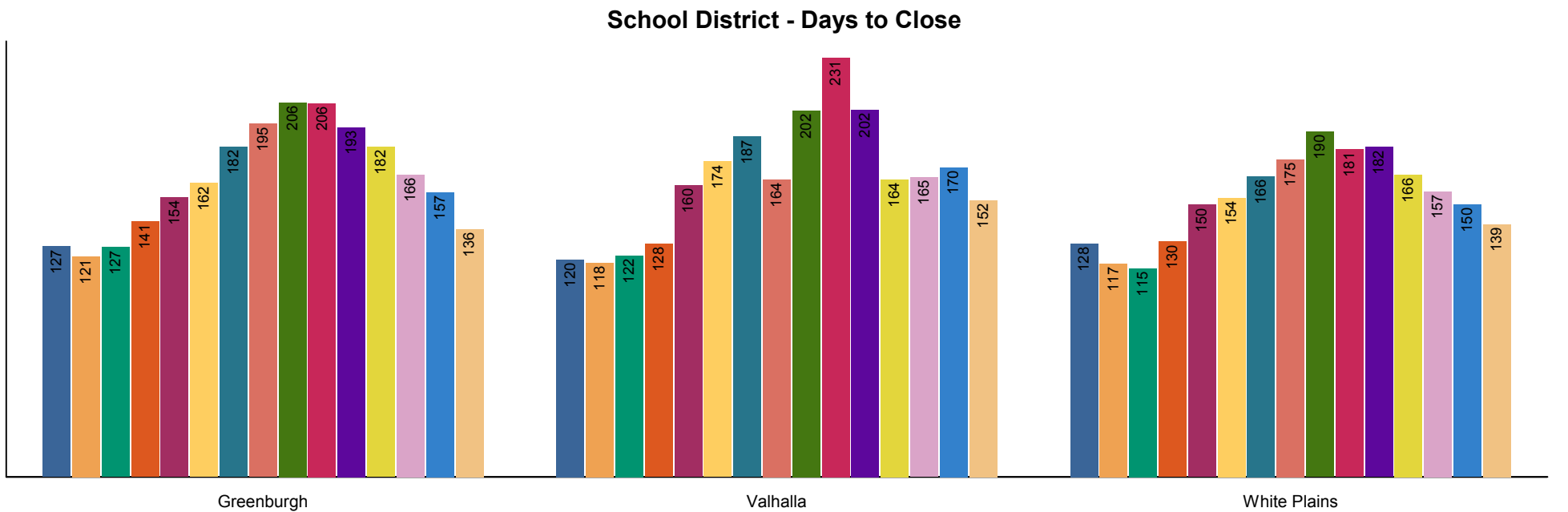
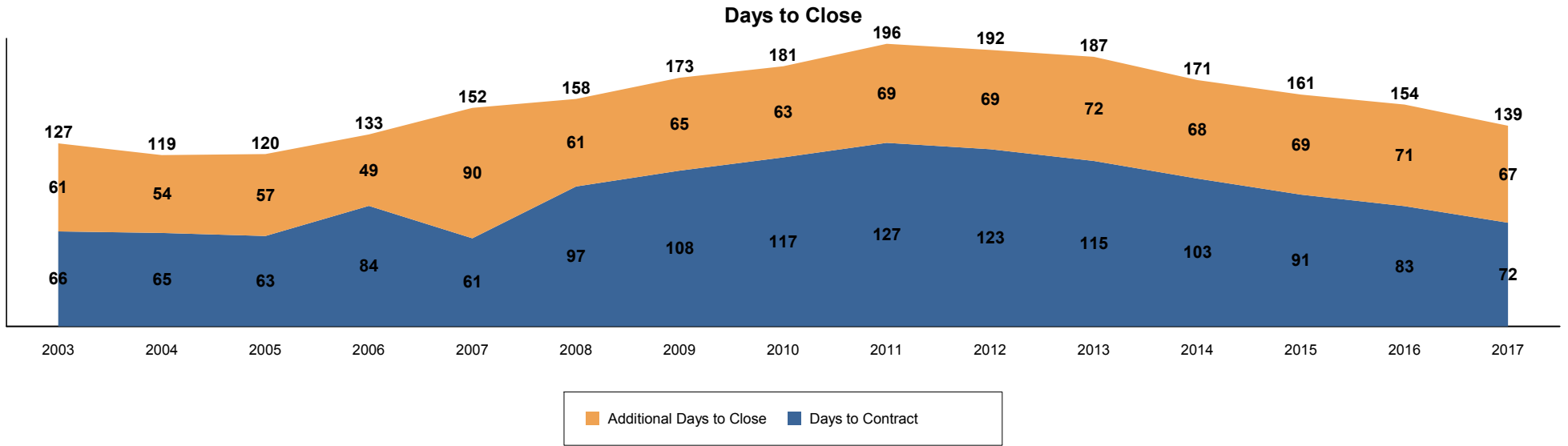
Days to Contract



School District - Days to Contract

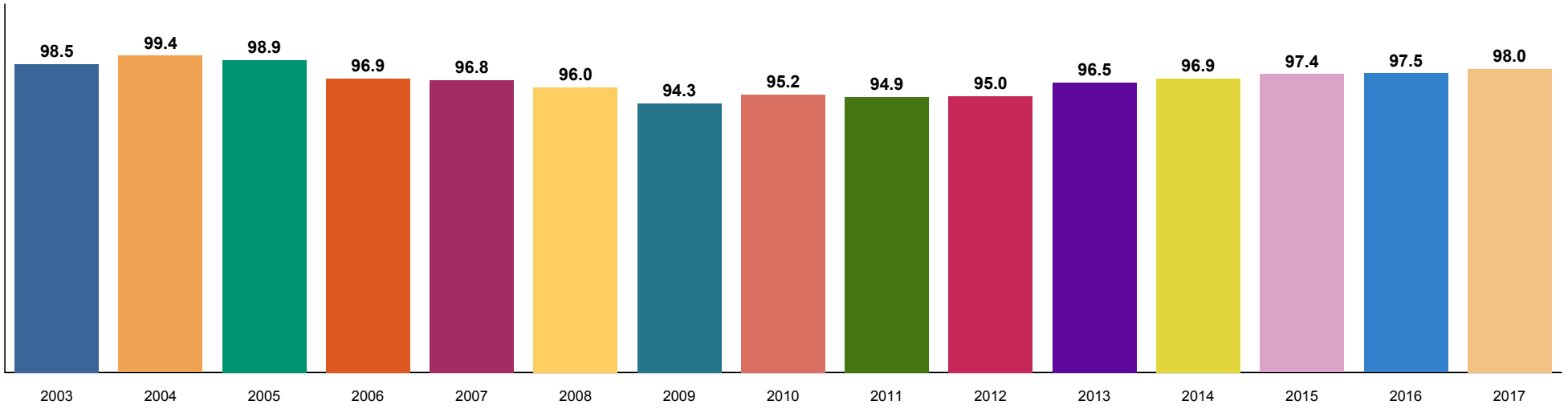


Greater White Plains
Greenburgh, Valhalla, White Plains
Single Family, Co-Operatives, Condominiums



Greater White Plains
Greenburgh, Valhalla, White Plains
Single Family, Co-Operatives, Condominiums

% Sale Price to List Price



% Sale Price to Original List Price

