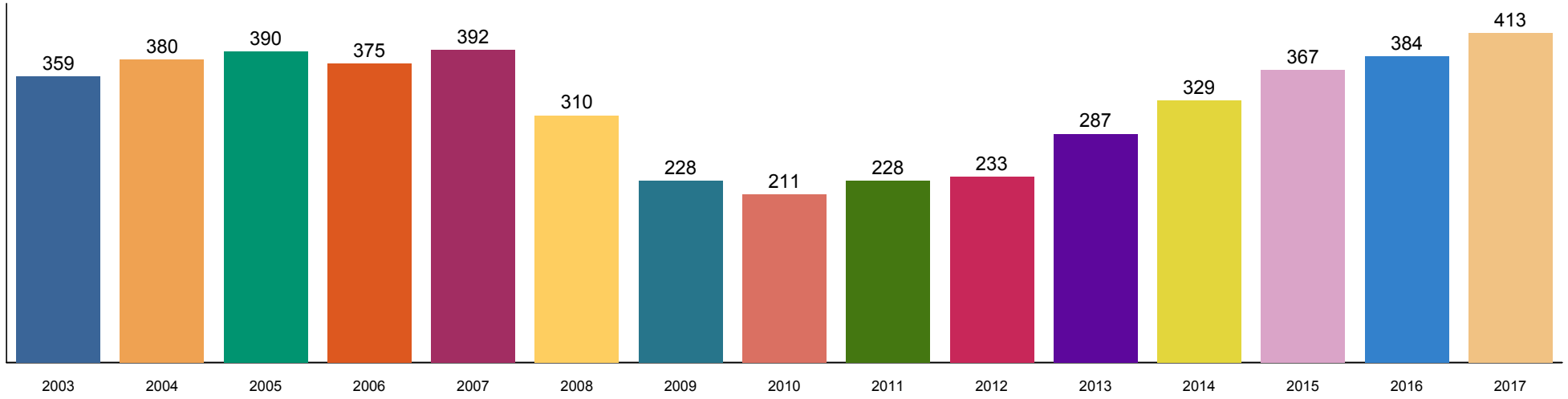
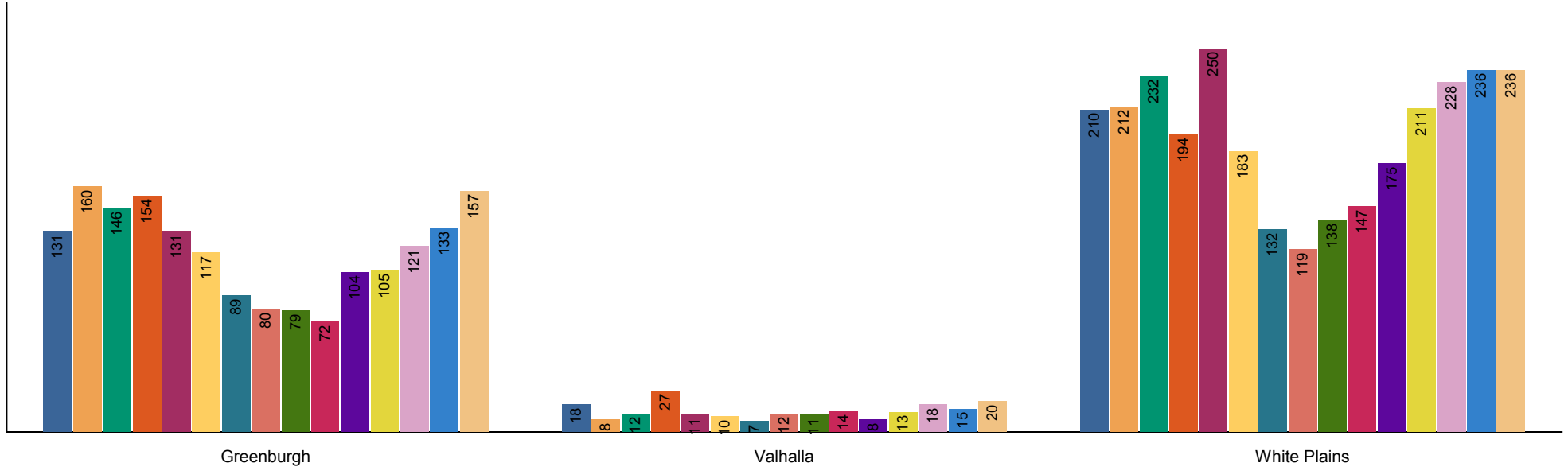


Greater White Plains
Greenburgh, Valhalla, White Plains
Co-Operative

Number of Sales

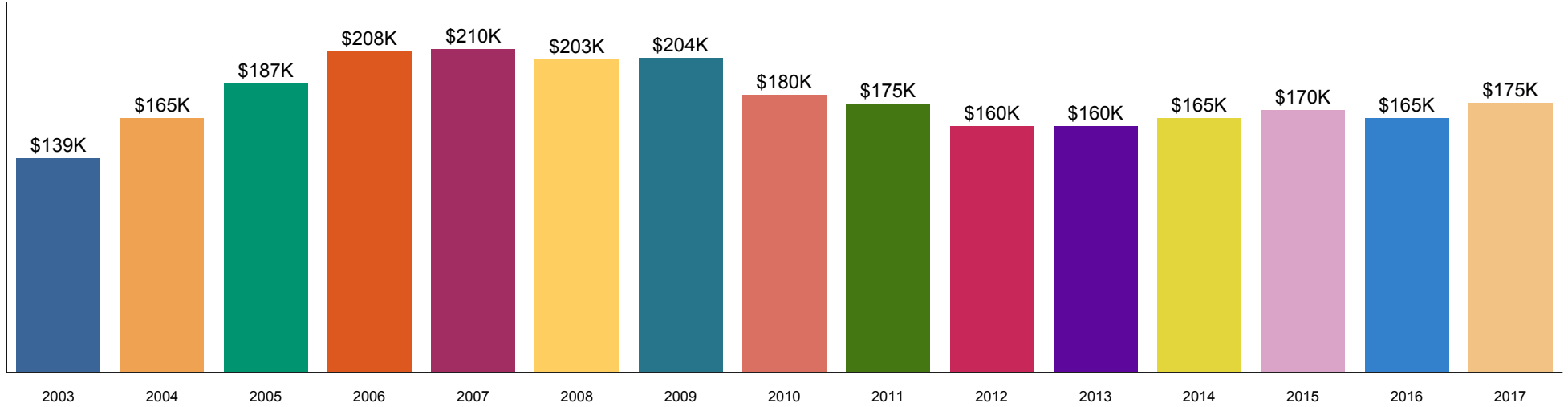


School District - Number of Sales

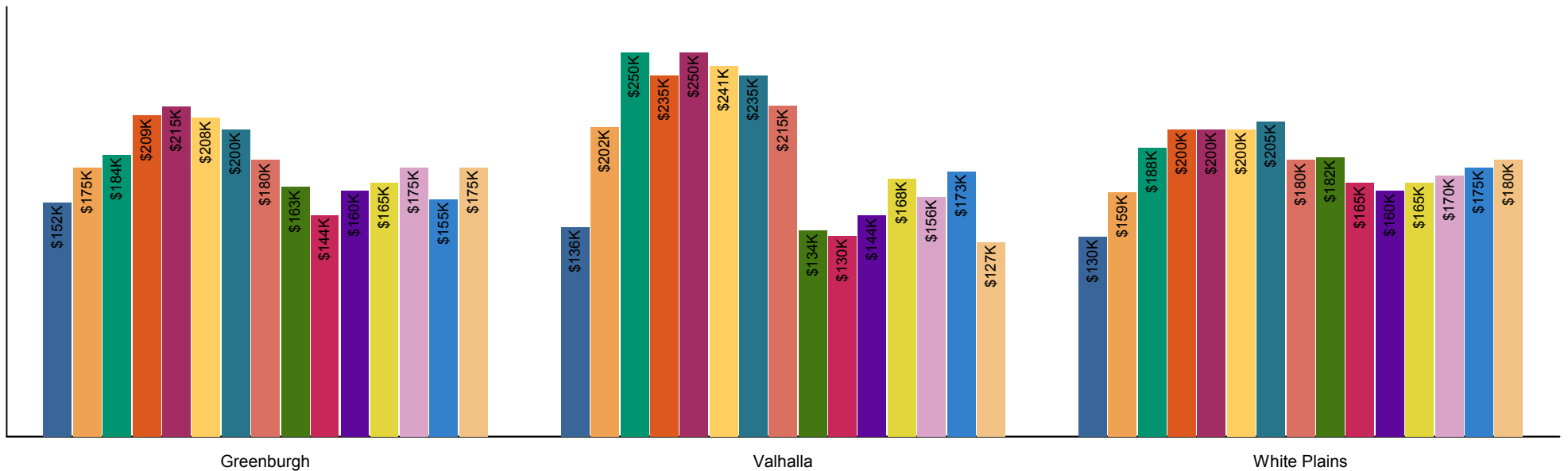


Greater White Plains
Greenburgh, Valhalla, White Plains
Co-Operative

Median Sale Price

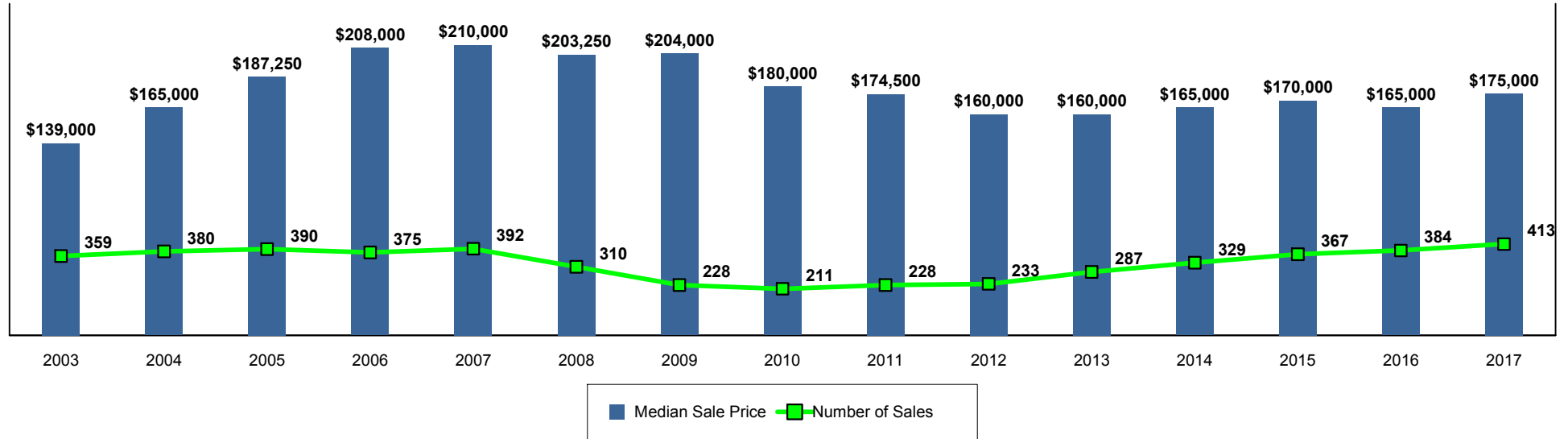


School District - Median Sale Price



**Greater White Plains
Greenburgh, Valhalla, White Plains
Co-Operative**

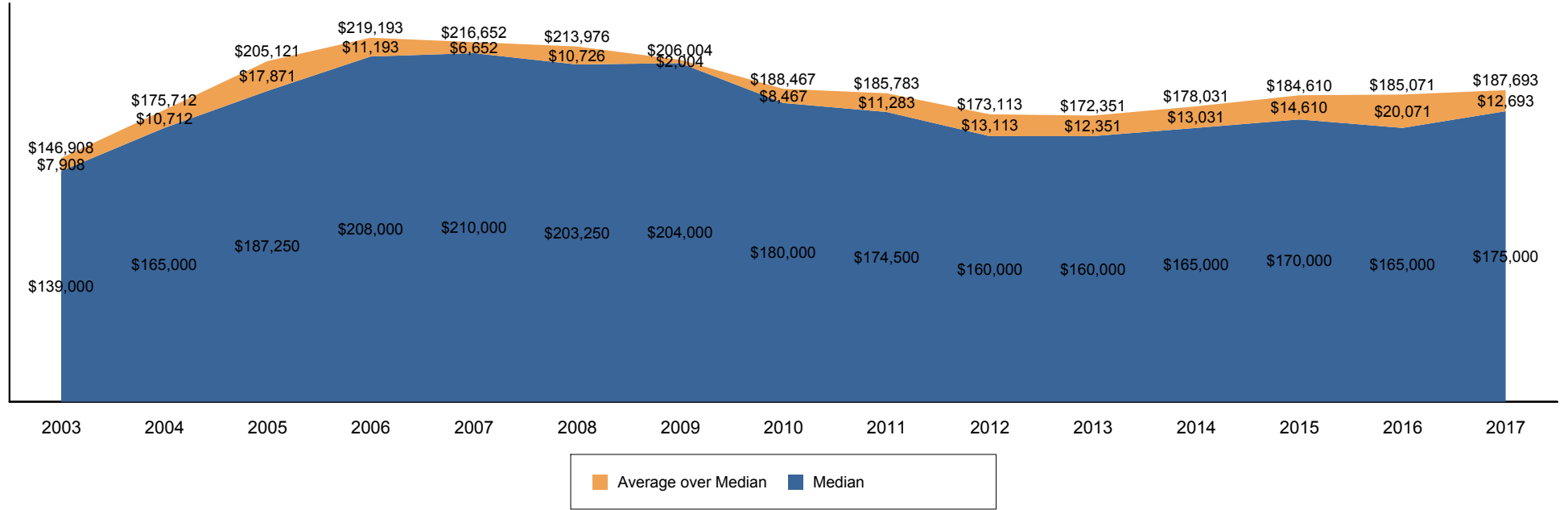
Median Sale Price and Number of Sales



		2003	2004	2005	2006	2007	2008	2009	2010	2011	2012	2013	2014	2015	2016	2017
Total	MSP	\$139,000	\$165,000	\$187,250	\$208,000	\$210,000	\$203,250	\$204,000	\$180,000	\$174,500	\$160,000	\$160,000	\$165,000	\$170,000	\$165,000	\$175,000
	# of Sales	359	380	390	375	392	310	228	211	228	233	287	329	367	384	413
Greenburgh	MSP	\$152,200	\$175,000	\$183,500	\$209,000	\$215,000	\$207,500	\$200,000	\$180,000	\$162,500	\$144,000	\$160,000	\$165,000	\$175,000	\$154,500	\$175,000
	# of Sales	131	160	146	154	131	117	89	80	79	72	104	105	121	133	157
Valhalla	MSP	\$136,250	\$201,500	\$250,000	\$235,000	\$250,000	\$241,250	\$235,000	\$215,250	\$134,000	\$130,450	\$144,250	\$168,000	\$156,000	\$172,500	\$126,500
	# of Sales	18	8	12	27	11	10	7	12	11	14	8	13	18	15	20
White Plains	MSP	\$130,000	\$159,000	\$188,000	\$200,000	\$200,000	\$200,000	\$205,000	\$180,000	\$182,000	\$165,000	\$160,000	\$165,000	\$170,000	\$175,000	\$180,000
	# of Sales	210	212	232	194	250	183	132	119	138	147	175	211	228	236	236

Greater White Plains
Greenburgh, Valhalla, White Plains
Co-Operative

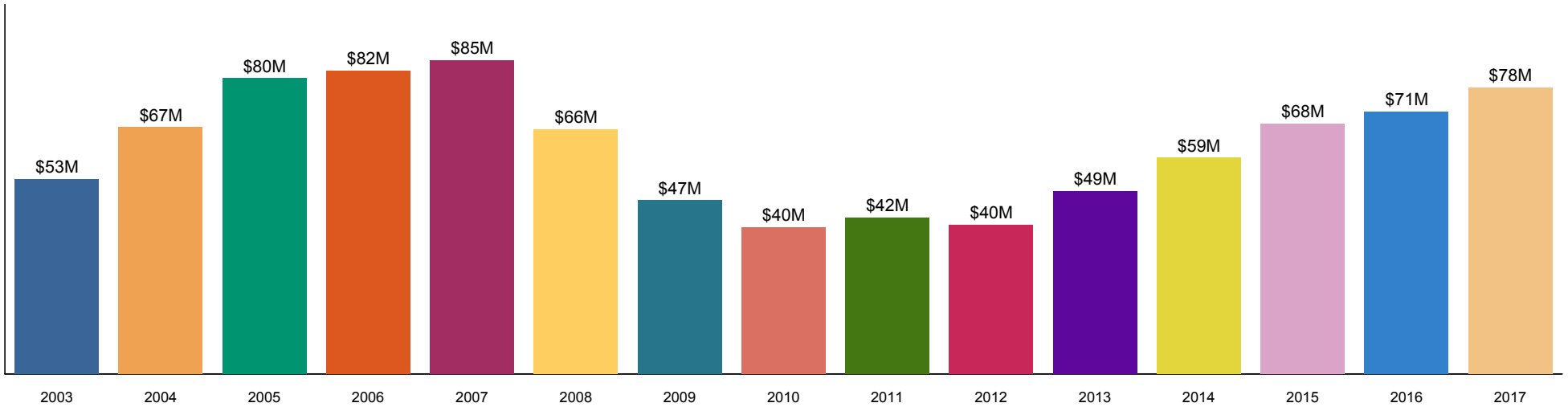
Average and Median Sale Price



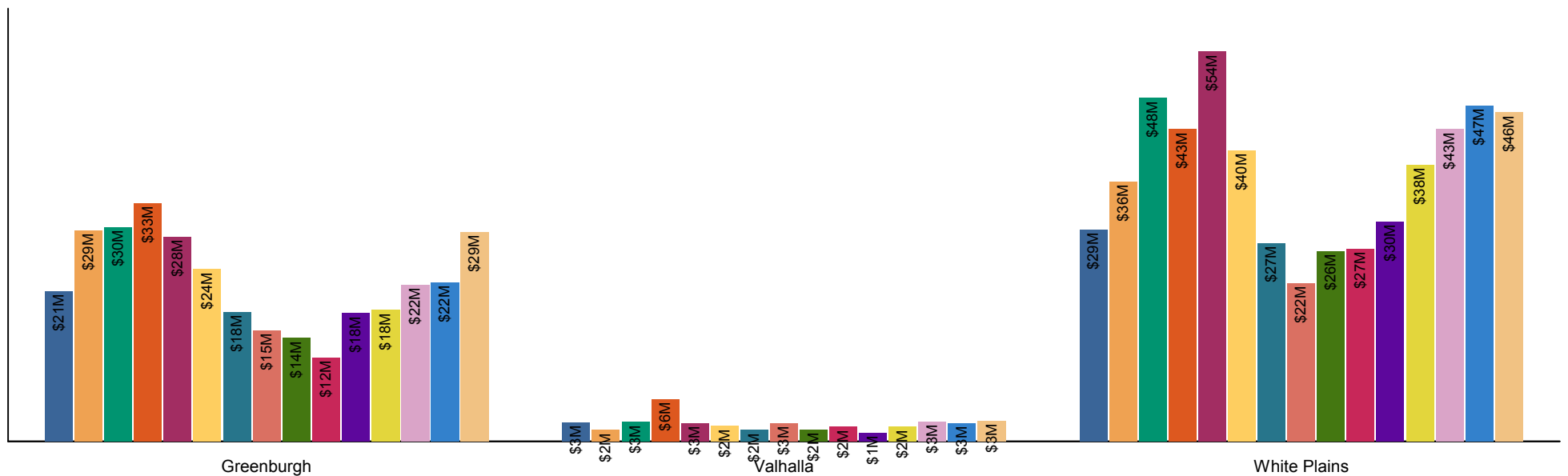
		2003	2004	2005	2006	2007	2008	2009	2010	2011	2012	2013	2014	2015	2016	2017
Total	Average	\$146,908	\$175,712	\$205,121	\$219,193	\$216,652	\$213,976	\$206,004	\$188,467	\$185,783	\$173,113	\$172,351	\$178,031	\$184,610	\$185,071	\$187,693
	Median	\$139,000	\$165,000	\$187,250	\$208,000	\$210,000	\$203,250	\$204,000	\$180,000	\$174,500	\$160,000	\$160,000	\$165,000	\$170,000	\$165,000	\$175,000
Greenburgh	Average	\$158,915	\$182,611	\$203,418	\$214,514	\$216,552	\$203,864	\$201,139	\$192,442	\$181,411	\$161,334	\$170,994	\$173,279	\$179,608	\$165,478	\$185,007
	Median	\$152,200	\$175,000	\$183,500	\$209,000	\$215,000	\$207,500	\$200,000	\$180,000	\$162,500	\$144,000	\$160,000	\$165,000	\$175,000	\$154,500	\$175,000
Valhalla	Average	\$144,750	\$194,688	\$224,642	\$217,885	\$231,364	\$216,250	\$224,693	\$208,458	\$149,955	\$145,618	\$152,938	\$157,192	\$153,742	\$168,363	\$143,345
	Median	\$136,250	\$201,500	\$250,000	\$235,000	\$250,000	\$241,250	\$235,000	\$215,250	\$134,000	\$130,450	\$144,250	\$168,000	\$156,000	\$172,500	\$126,500
White Plains	Average	\$139,602	\$169,790	\$205,184	\$223,089	\$216,057	\$220,317	\$208,294	\$183,779	\$191,141	\$181,501	\$174,046	\$181,680	\$189,701	\$197,174	\$193,237
	Median	\$130,000	\$159,000	\$188,000	\$200,000	\$200,000	\$200,000	\$205,000	\$180,000	\$182,000	\$165,000	\$160,000	\$165,000	\$170,000	\$175,000	\$180,000

Greater White Plains
Greenburgh, Valhalla, White Plains
Co-Operative

\$ Sales Volume

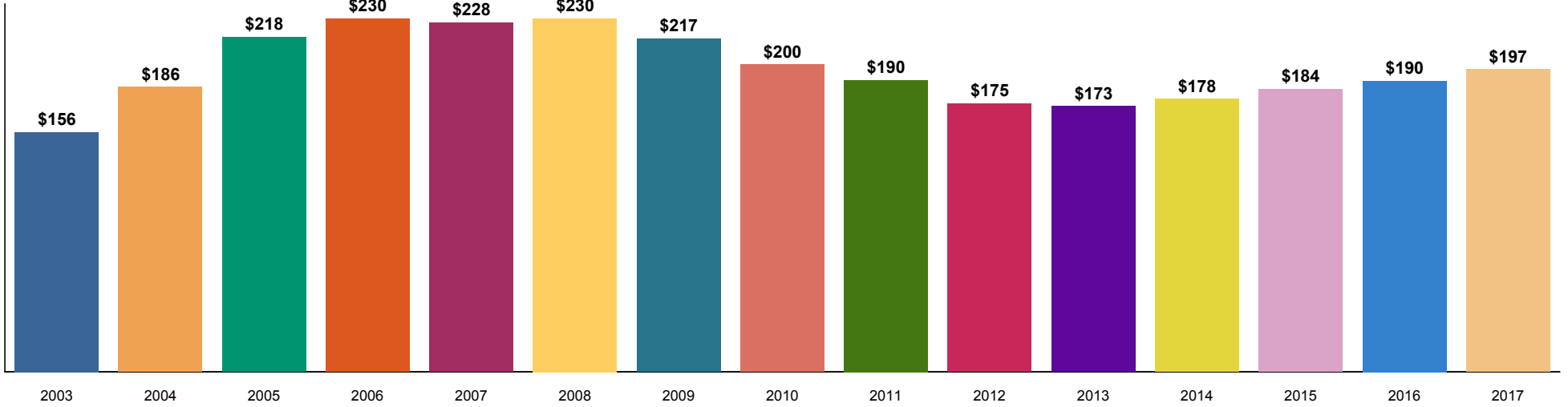


School District - \$ Sales Volume

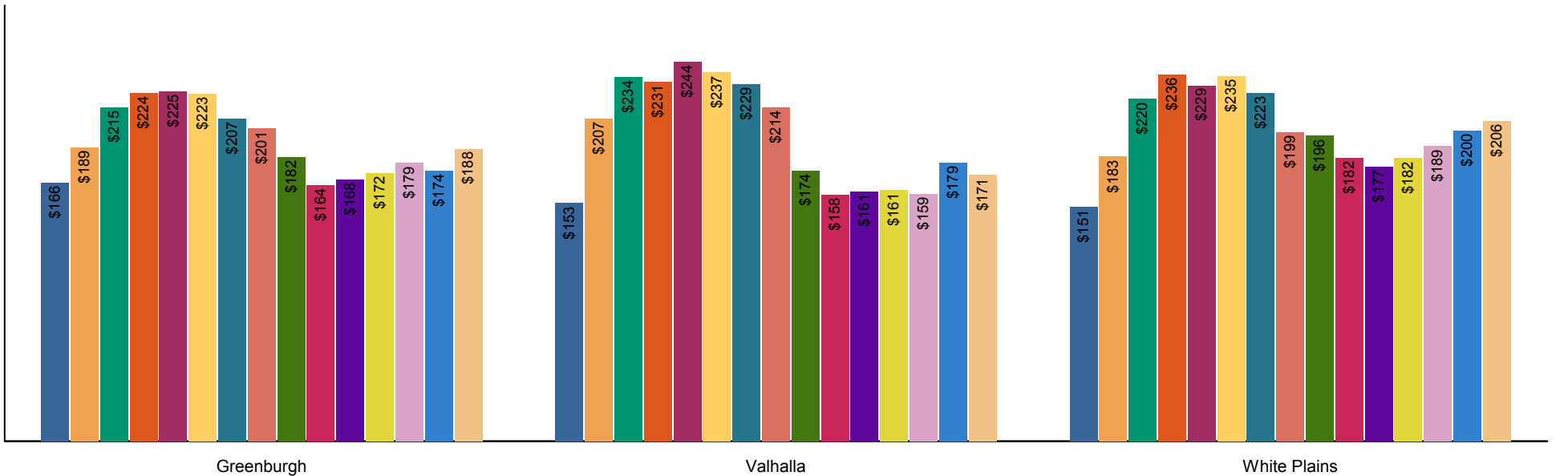


Greater White Plains
Greenburgh, Valhalla, White Plains
Co-Operative

Average Price / Square Foot

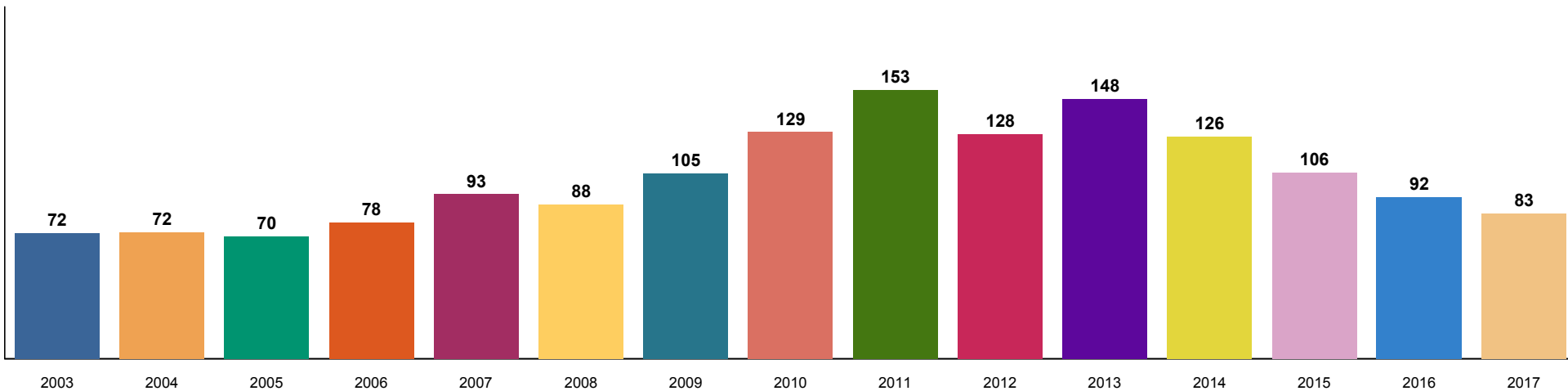


School District - Average Price / Square Foot

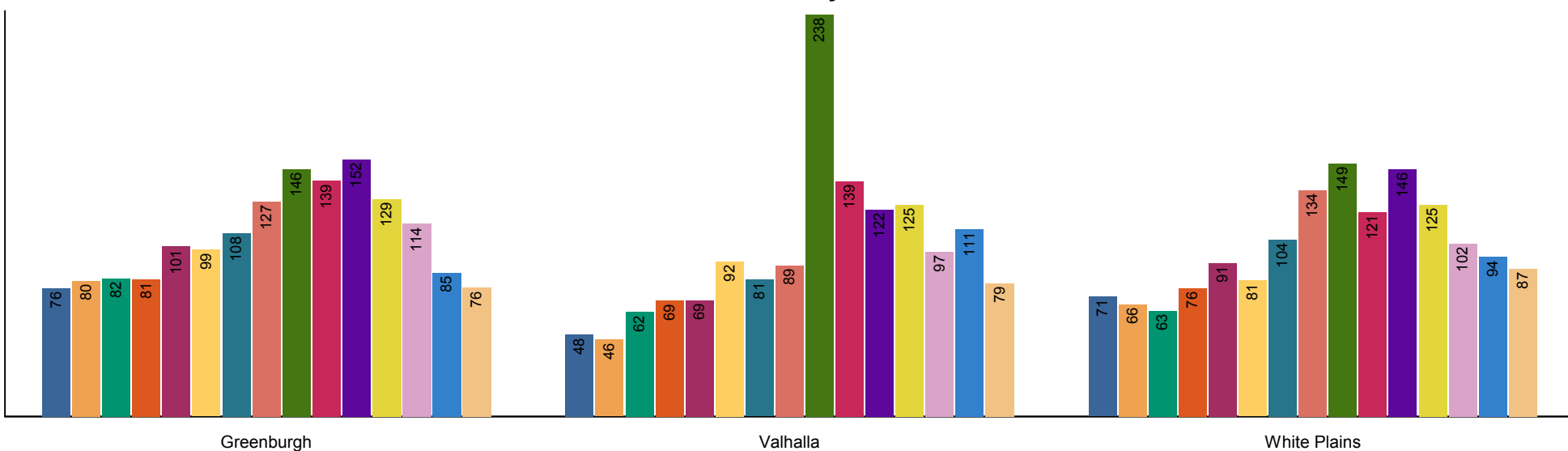


Greater White Plains
Greenburgh, Valhalla, White Plains
Co-Operative

Days to Contract

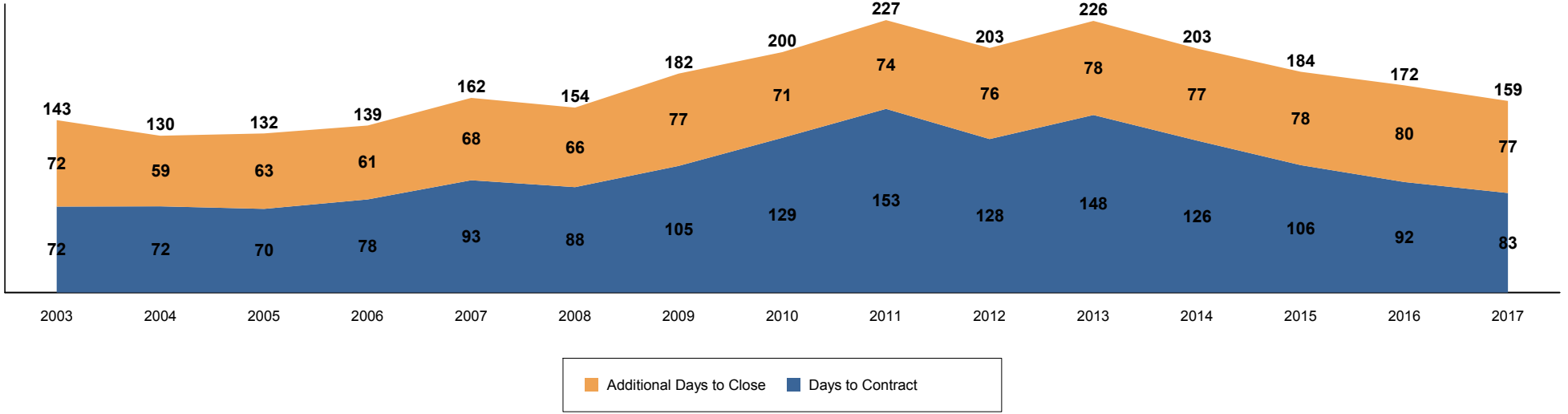


School District - Days to Contract

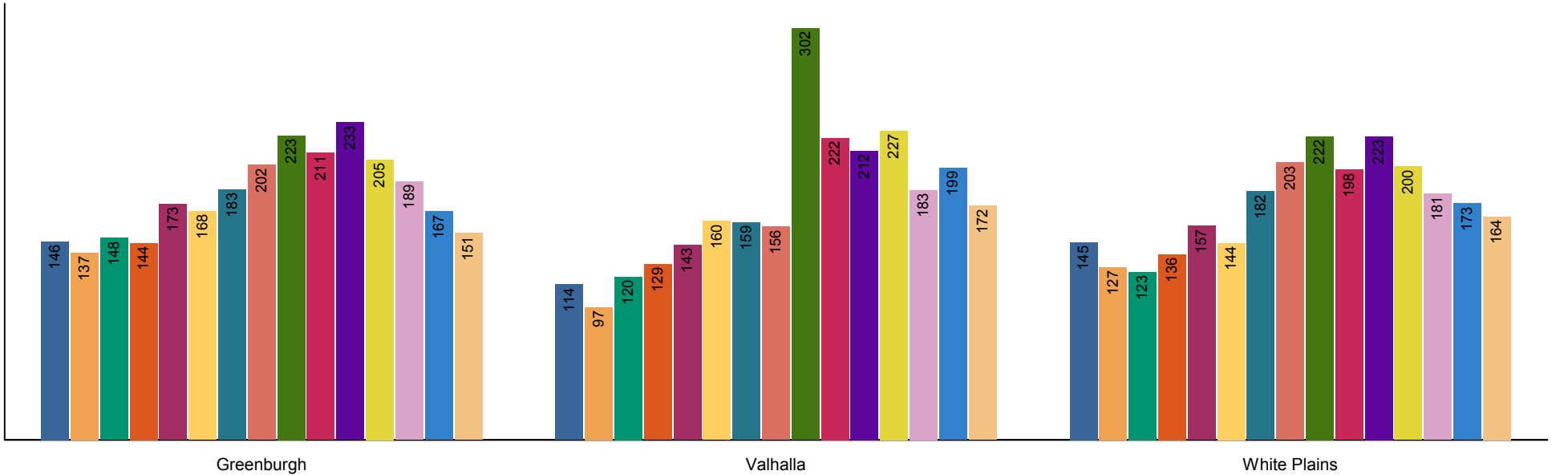


Greater White Plains Greenburgh, Valhalla, White Plains Co-Operative

Days to Close

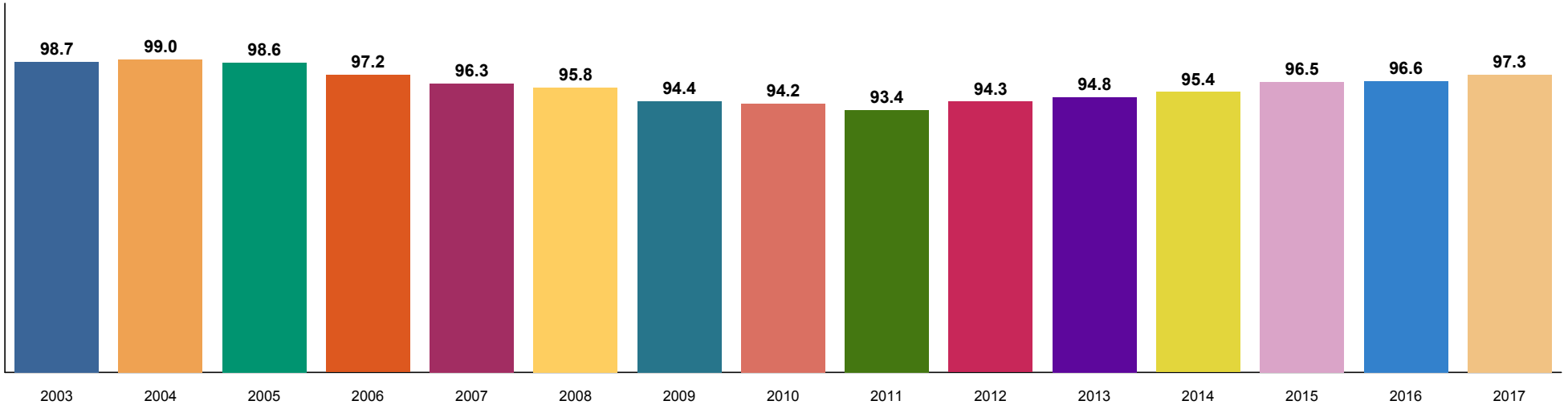


School District - Days to Close



Greater White Plains
Greenburgh, Valhalla, White Plains
Co-Operative

% Sale Price to List Price



% Sale Price to Original List Price

