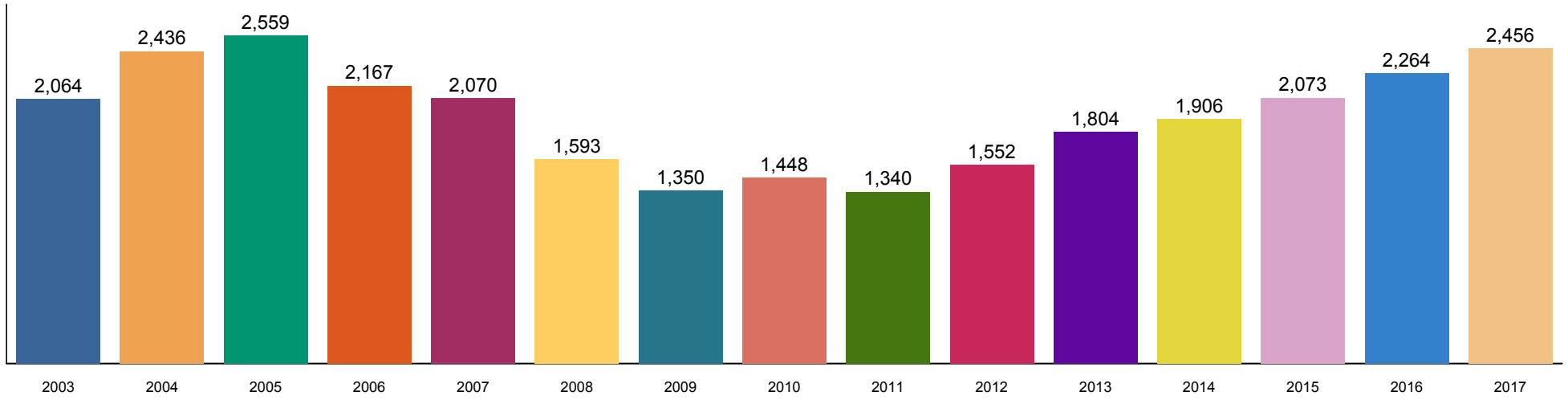
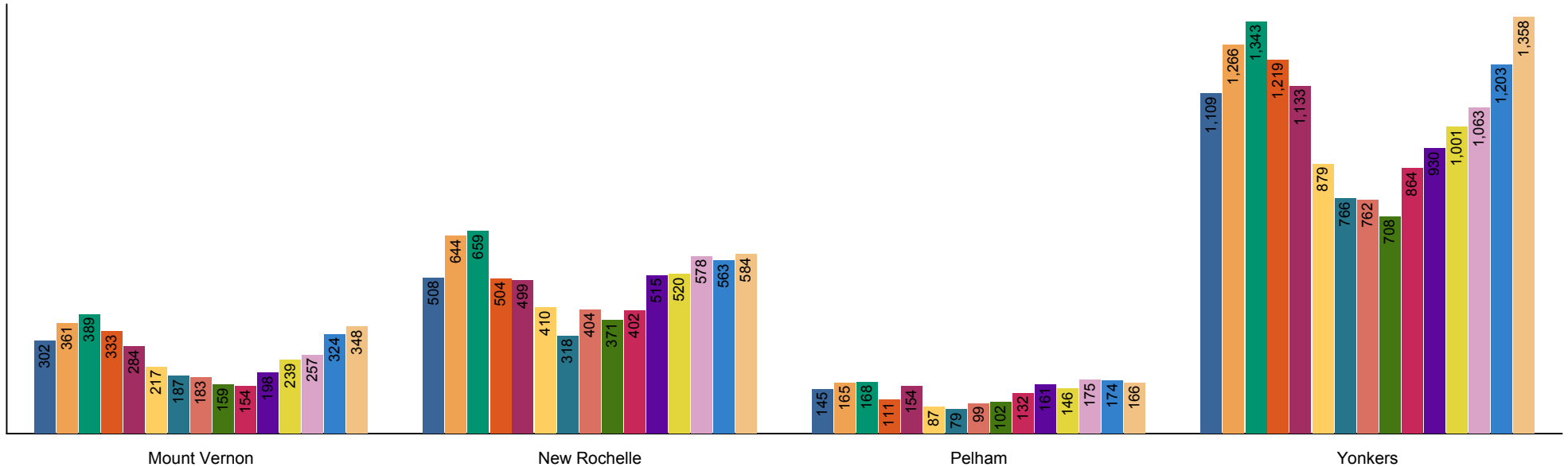


**New York City Gateway**  
**Mount Vernon, Pelham, New Rochelle, Yonkers**  
 Single Family, Co-Operatives, Condominiums

**Number of Sales**

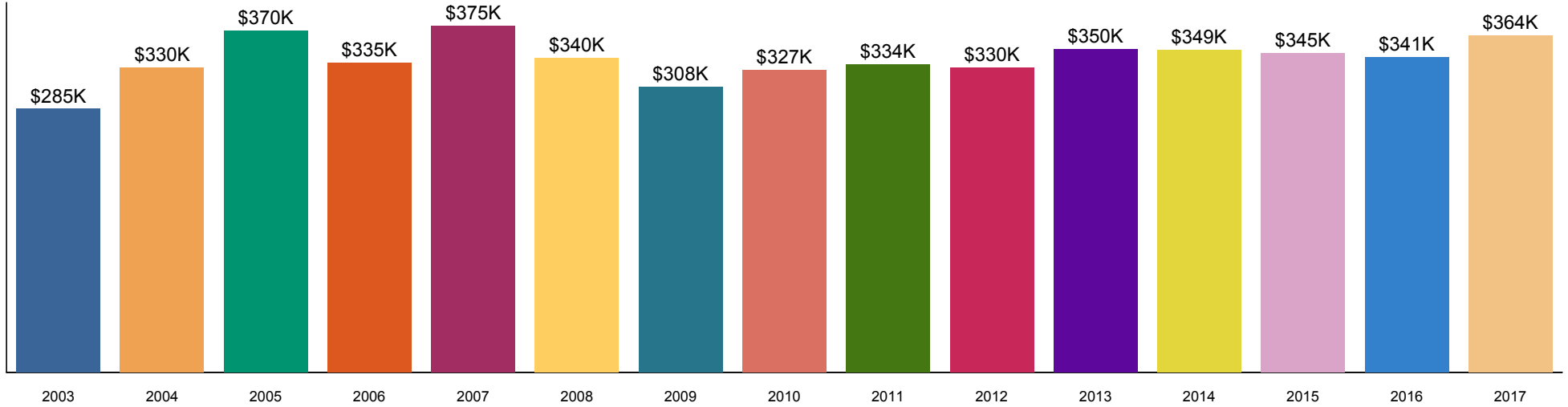


**School District - Number of Sales**

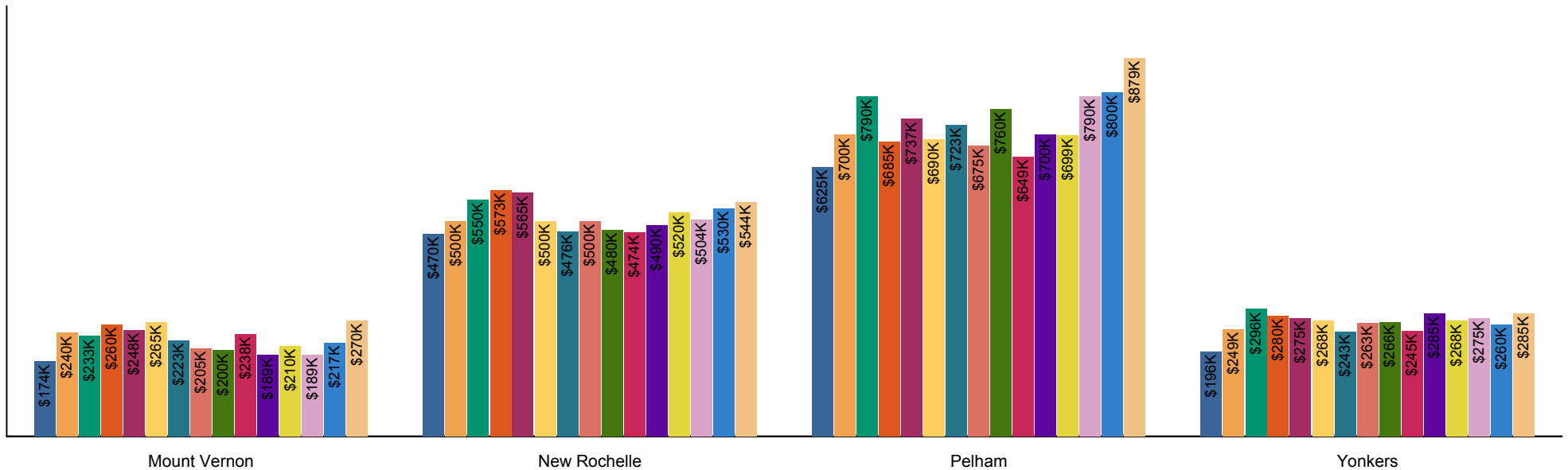


New York City Gateway  
Mount Vernon, Pelham, New Rochelle, Yonkers  
Single Family, Co-Operatives, Condominiums

Median Sale Price

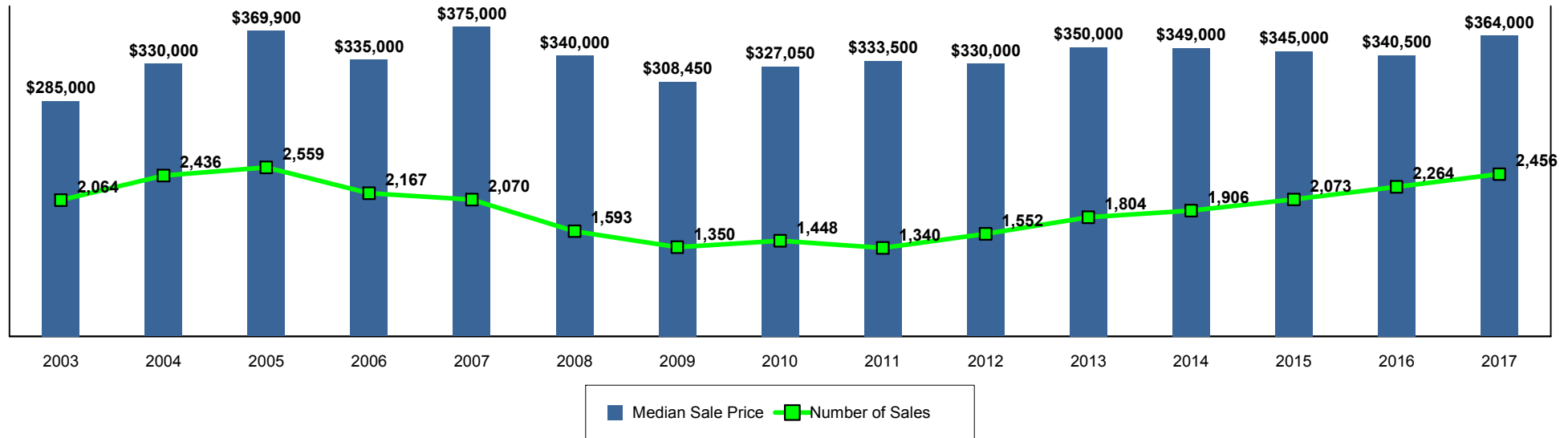


School District - Median Sale Price



**New York City Gateway**  
**Mount Vernon, Pelham, New Rochelle, Yonkers**  
 Single Family, Co-Operatives, Condominiums

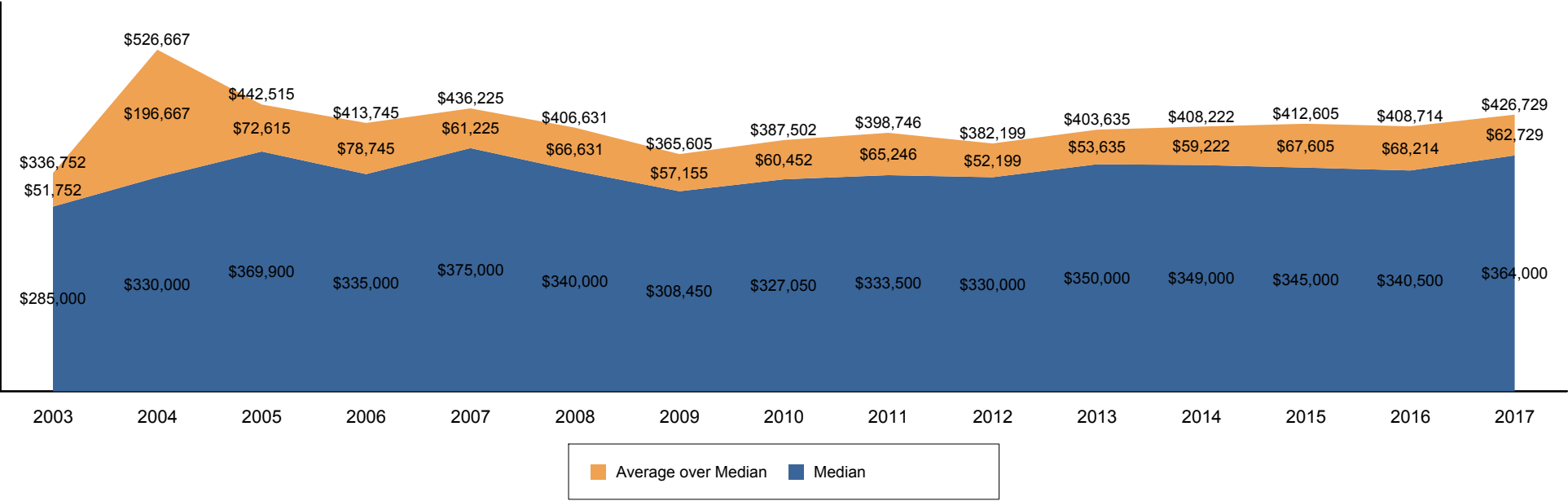
**Median Sale Price and Number of Sales**



|              |            | 2003      | 2004      | 2005      | 2006      | 2007      | 2008      | 2009      | 2010      | 2011      | 2012      | 2013      | 2014      | 2015      | 2016      | 2017      |
|--------------|------------|-----------|-----------|-----------|-----------|-----------|-----------|-----------|-----------|-----------|-----------|-----------|-----------|-----------|-----------|-----------|
| Total        | MSP        | \$285,000 | \$330,000 | \$369,900 | \$335,000 | \$375,000 | \$340,000 | \$308,450 | \$327,050 | \$333,500 | \$330,000 | \$350,000 | \$349,000 | \$345,000 | \$340,500 | \$364,000 |
|              | # of Sales | 2,064     | 2,436     | 2,559     | 2,167     | 2,070     | 1,593     | 1,350     | 1,448     | 1,340     | 1,552     | 1,804     | 1,906     | 2,073     | 2,264     | 2,456     |
| Mount Vernon | MSP        | \$173,750 | \$240,000 | \$233,000 | \$260,000 | \$247,500 | \$265,000 | \$223,000 | \$205,000 | \$200,000 | \$237,500 | \$189,000 | \$210,000 | \$189,000 | \$217,000 | \$269,950 |
|              | # of Sales | 302       | 361       | 389       | 333       | 284       | 217       | 187       | 183       | 159       | 154       | 198       | 239       | 257       | 324       | 348       |
| New Rochelle | MSP        | \$470,000 | \$500,000 | \$550,000 | \$572,500 | \$565,000 | \$500,000 | \$476,250 | \$500,000 | \$480,000 | \$473,750 | \$490,000 | \$520,000 | \$504,000 | \$530,000 | \$543,750 |
|              | # of Sales | 508       | 644       | 659       | 504       | 499       | 410       | 318       | 404       | 371       | 402       | 515       | 520       | 578       | 563       | 584       |
| Pelham       | MSP        | \$625,000 | \$700,000 | \$790,000 | \$685,000 | \$737,000 | \$690,000 | \$722,500 | \$675,000 | \$760,450 | \$649,000 | \$700,000 | \$699,000 | \$790,000 | \$799,500 | \$878,750 |
|              | # of Sales | 145       | 165       | 168       | 111       | 154       | 87        | 79        | 99        | 102       | 132       | 161       | 146       | 175       | 174       | 166       |
| Yonkers      | MSP        | \$196,000 | \$248,750 | \$296,000 | \$280,000 | \$275,000 | \$268,000 | \$242,500 | \$262,750 | \$265,500 | \$245,000 | \$285,000 | \$268,000 | \$275,000 | \$260,000 | \$285,000 |
|              | # of Sales | 1,109     | 1,266     | 1,343     | 1,219     | 1,133     | 879       | 766       | 762       | 708       | 864       | 930       | 1,001     | 1,063     | 1,203     | 1,358     |

New York City Gateway  
Mount Vernon, Pelham, New Rochelle, Yonkers  
Single Family, Co-Operatives, Condominiums

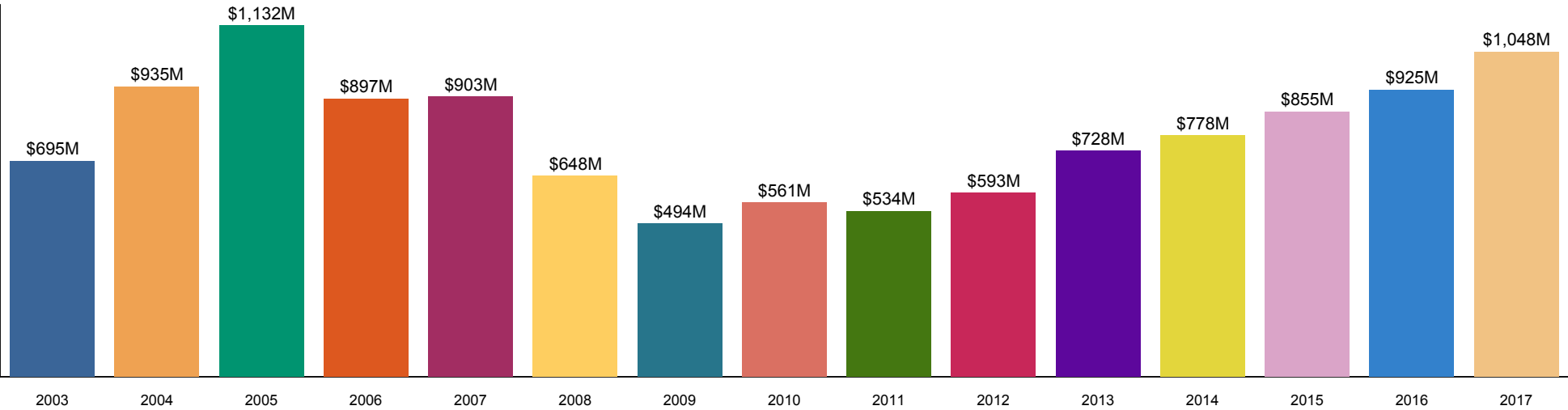
Average and Median Sale Price



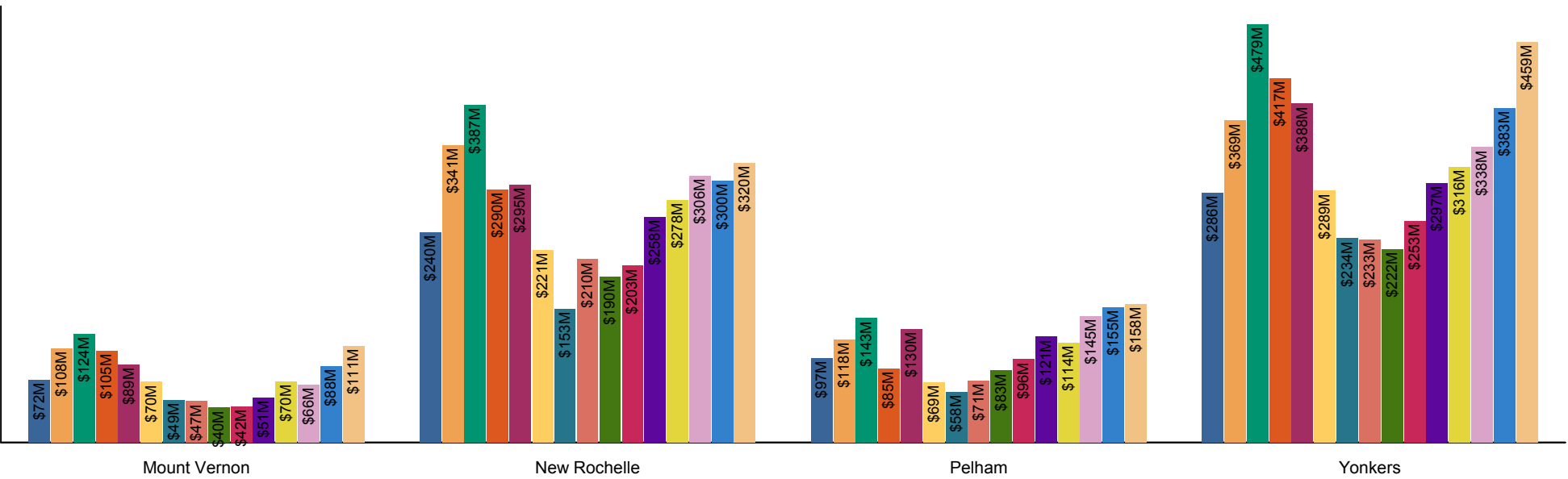
|              |         | 2003      | 2004      | 2005      | 2006      | 2007      | 2008      | 2009      | 2010      | 2011      | 2012      | 2013      | 2014      | 2015      | 2016      | 2017      |
|--------------|---------|-----------|-----------|-----------|-----------|-----------|-----------|-----------|-----------|-----------|-----------|-----------|-----------|-----------|-----------|-----------|
| Total        | Average | \$336,752 | \$383,990 | \$442,515 | \$413,745 | \$436,225 | \$406,631 | \$365,605 | \$387,502 | \$398,746 | \$382,199 | \$403,635 | \$408,222 | \$412,605 | \$408,714 | \$426,729 |
|              | Median  | \$285,000 | \$330,000 | \$369,900 | \$335,000 | \$375,000 | \$340,000 | \$308,450 | \$327,050 | \$333,500 | \$330,000 | \$350,000 | \$349,000 | \$345,000 | \$340,500 | \$364,000 |
| Mount Vernon | Average | \$238,389 | \$299,326 | \$319,725 | \$314,445 | \$314,051 | \$320,842 | \$262,512 | \$259,025 | \$252,119 | \$269,965 | \$259,424 | \$292,311 | \$258,396 | \$270,707 | \$318,277 |
|              | Median  | \$173,750 | \$240,000 | \$233,000 | \$260,000 | \$247,500 | \$265,000 | \$223,000 | \$205,000 | \$200,000 | \$237,500 | \$189,000 | \$210,000 | \$189,000 | \$217,000 | \$269,950 |
| New Rochelle | Average | \$473,270 | \$528,897 | \$586,505 | \$575,182 | \$592,177 | \$538,145 | \$480,984 | \$519,758 | \$512,149 | \$504,028 | \$501,462 | \$534,456 | \$528,741 | \$532,352 | \$547,972 |
|              | Median  | \$470,000 | \$500,000 | \$550,000 | \$572,500 | \$565,000 | \$500,000 | \$476,250 | \$500,000 | \$480,000 | \$473,750 | \$490,000 | \$520,000 | \$504,000 | \$530,000 | \$543,750 |
| Pelham       | Average | \$667,859 | \$713,606 | \$848,713 | \$762,519 | \$845,655 | \$792,558 | \$730,690 | \$718,776 | \$810,040 | \$724,118 | \$753,436 | \$783,053 | \$828,983 | \$890,405 | \$954,778 |
|              | Median  | \$625,000 | \$700,000 | \$790,000 | \$685,000 | \$737,000 | \$690,000 | \$722,500 | \$675,000 | \$760,450 | \$649,000 | \$700,000 | \$699,000 | \$790,000 | \$799,500 | \$878,750 |
| Yonkers      | Average | \$257,711 | \$291,460 | \$356,615 | \$342,366 | \$342,514 | \$328,268 | \$305,222 | \$305,198 | \$312,997 | \$293,281 | \$319,608 | \$315,650 | \$318,191 | \$318,350 | \$337,833 |
|              | Median  | \$196,000 | \$248,750 | \$296,000 | \$280,000 | \$275,000 | \$268,000 | \$242,500 | \$262,750 | \$265,500 | \$245,000 | \$285,000 | \$268,000 | \$275,000 | \$260,000 | \$285,000 |

New York City Gateway  
Mount Vernon, Pelham, New Rochelle, Yonkers  
Single Family, Co-Operatives, Condominiums

\$ Sales Volume

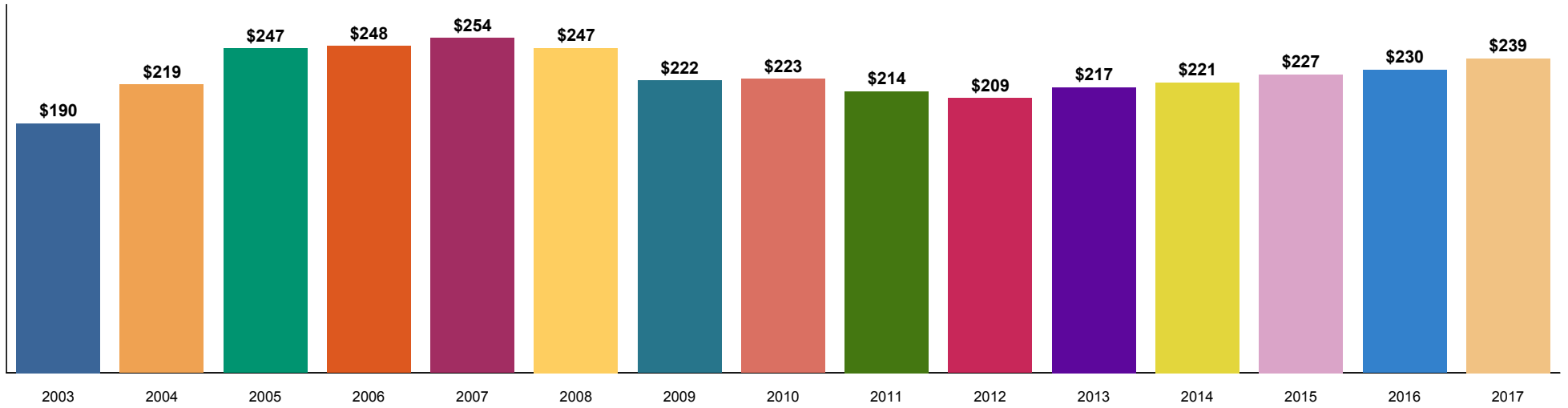


School District - \$ Sales Volume

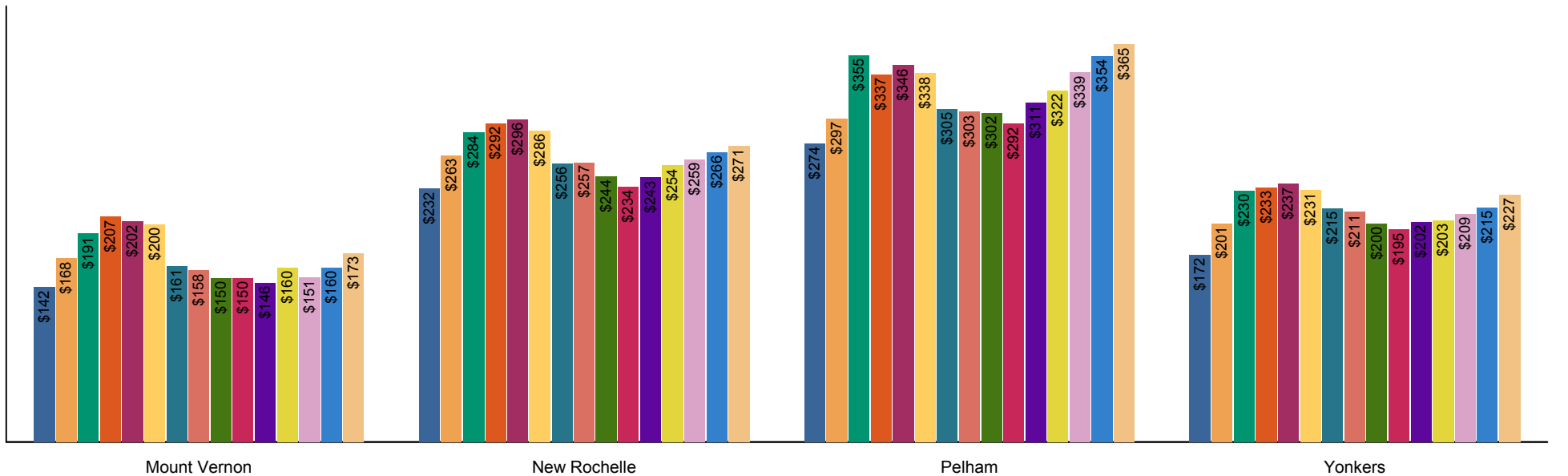


New York City Gateway  
Mount Vernon, Pelham, New Rochelle, Yonkers  
Single Family, Co-Operatives, Condominiums

Average Price / Square Foot

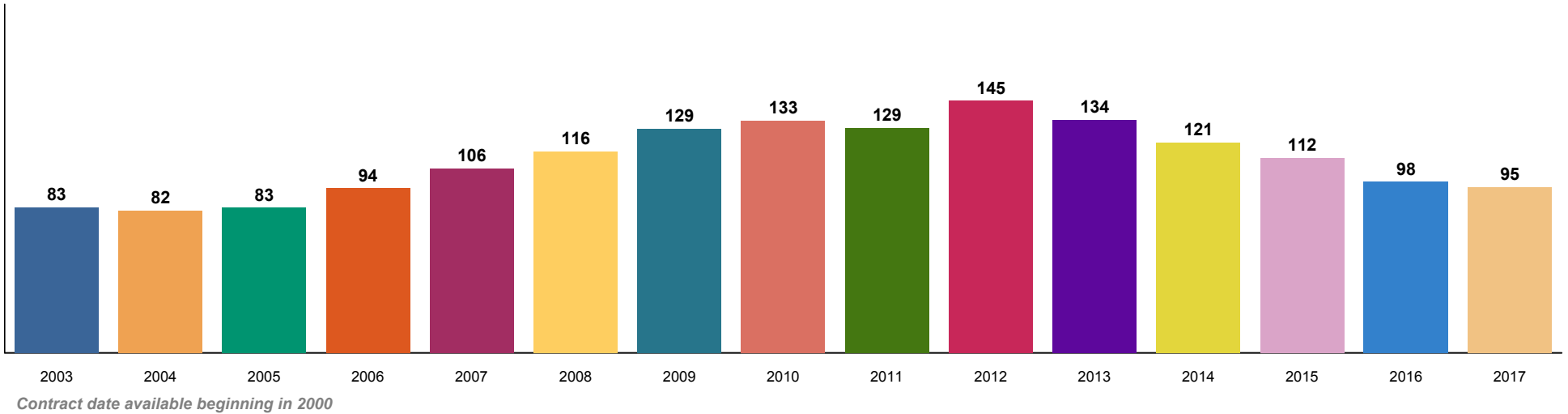


School District - Average Price / Square Foot

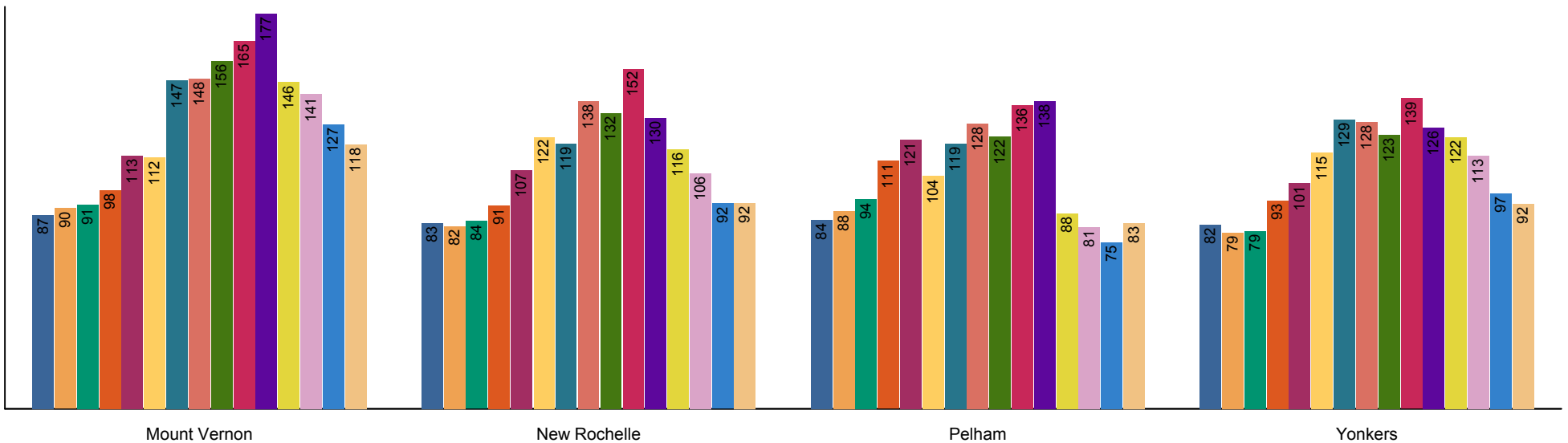


New York City Gateway  
Mount Vernon, Pelham, New Rochelle, Yonkers  
Single Family, Co-Operatives, Condominiums

Days to Contract



School District - Days to Contract



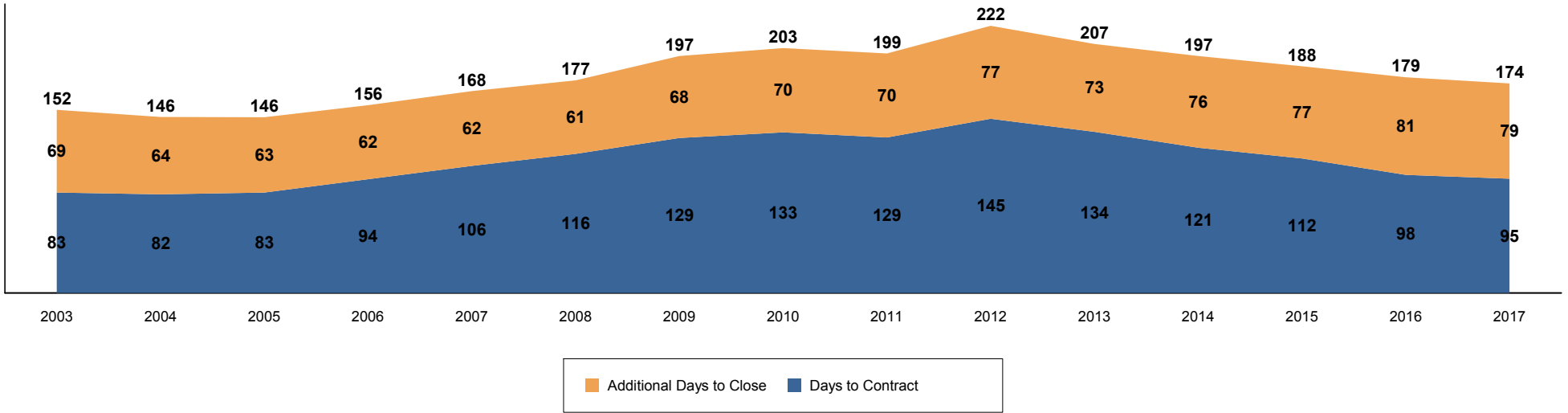
Contract date available beginning in 2000

# New York City Gateway

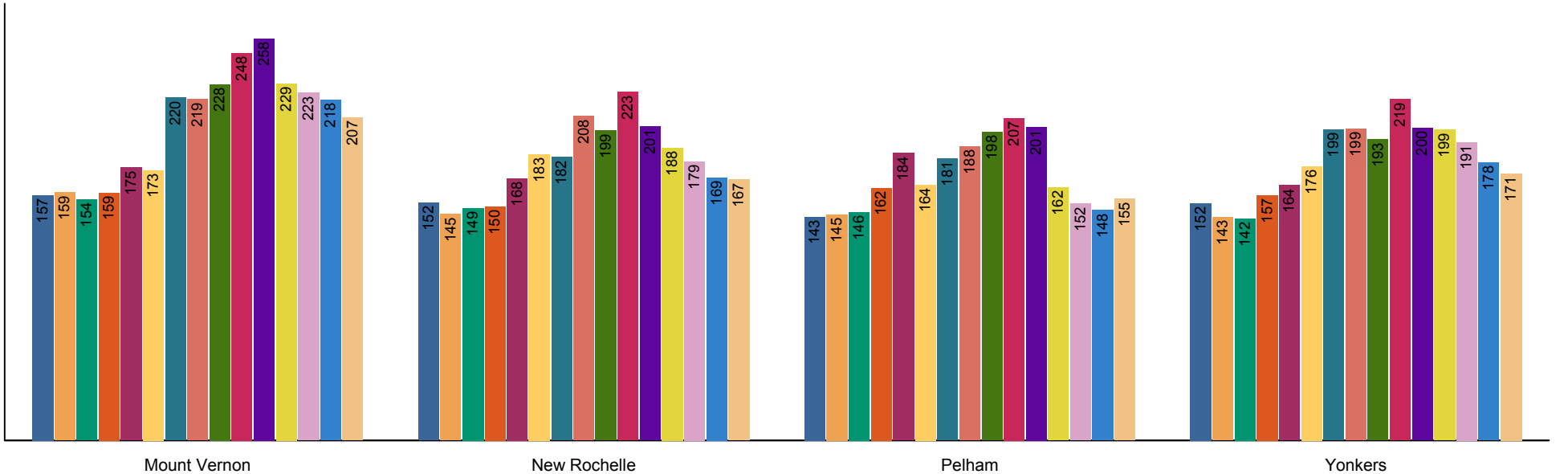
## Mount Vernon, Pelham, New Rochelle, Yonkers

### Single Family, Co-Operatives, Condominiums

#### Days to Close



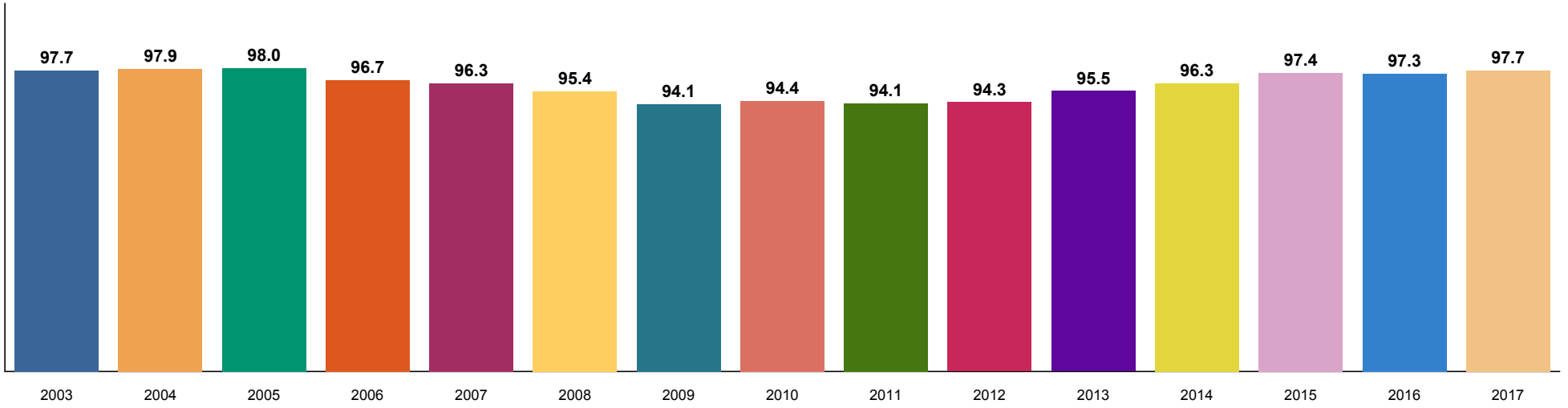
#### School District - Days to Close





**New York City Gateway**  
**Mount Vernon, Pelham, New Rochelle, Yonkers**  
Single Family, Co-Operatives, Condominiums

**% Sale Price to List Price**



**% Sale Price to Original List Price**

