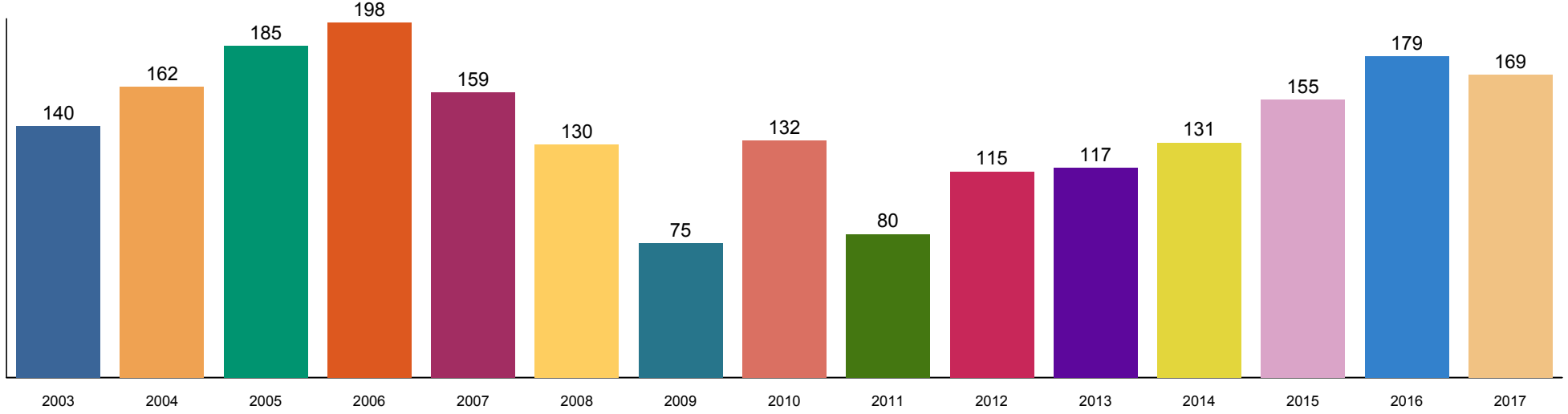
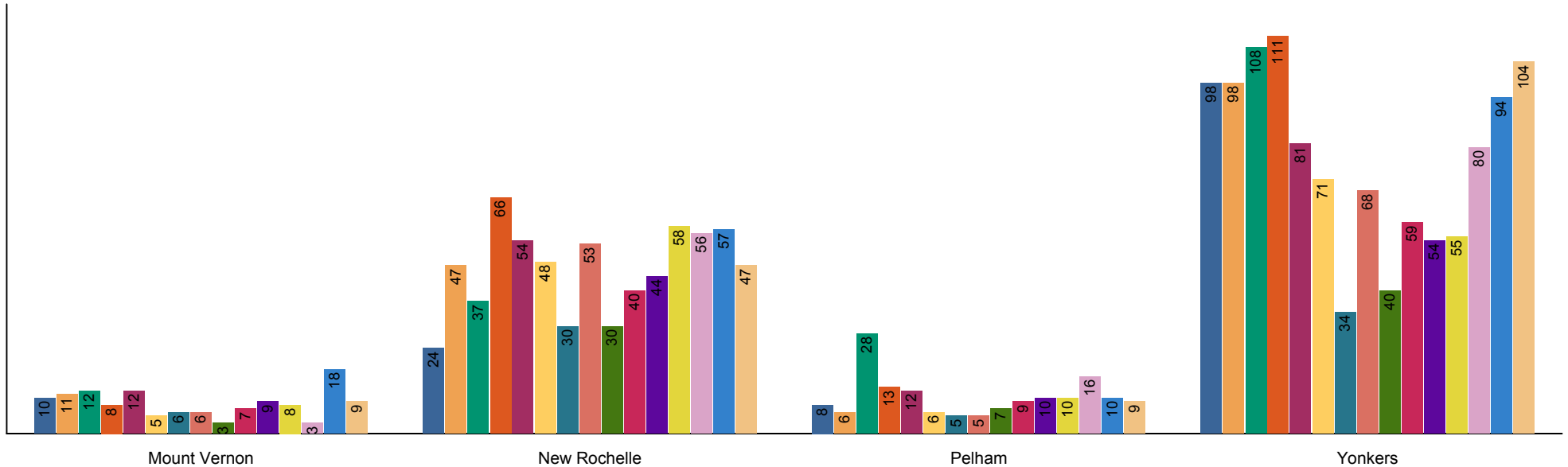


New York City Gateway Mount Vernon, Pelham, New Rochelle, Yonkers Condominium

Number of Sales

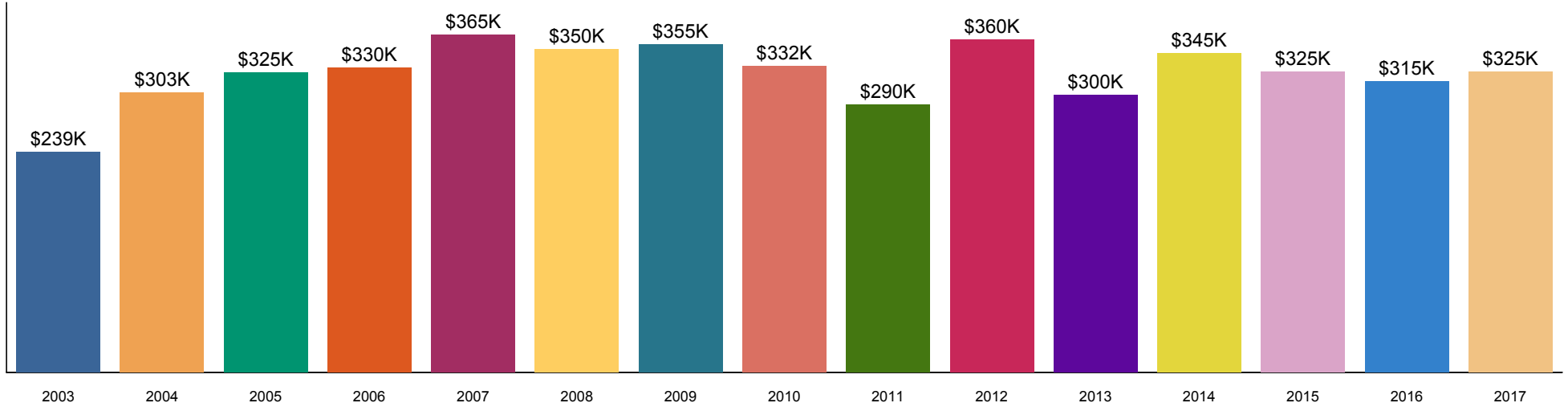


School District - Number of Sales

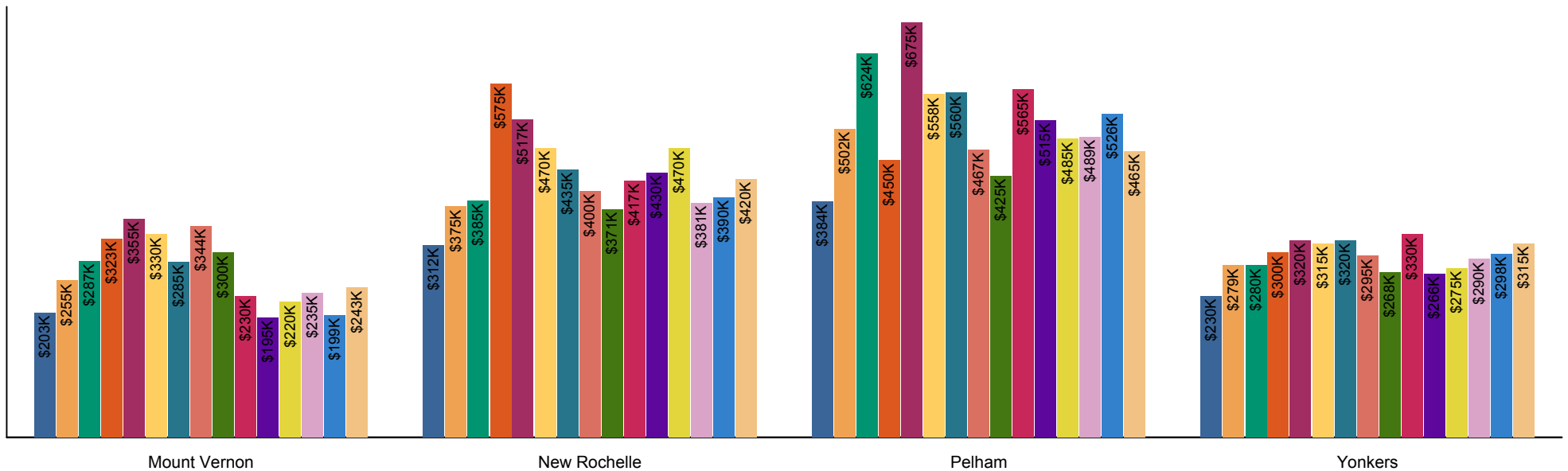


New York City Gateway
Mount Vernon, Pelham, New Rochelle, Yonkers
Condominium

Median Sale Price

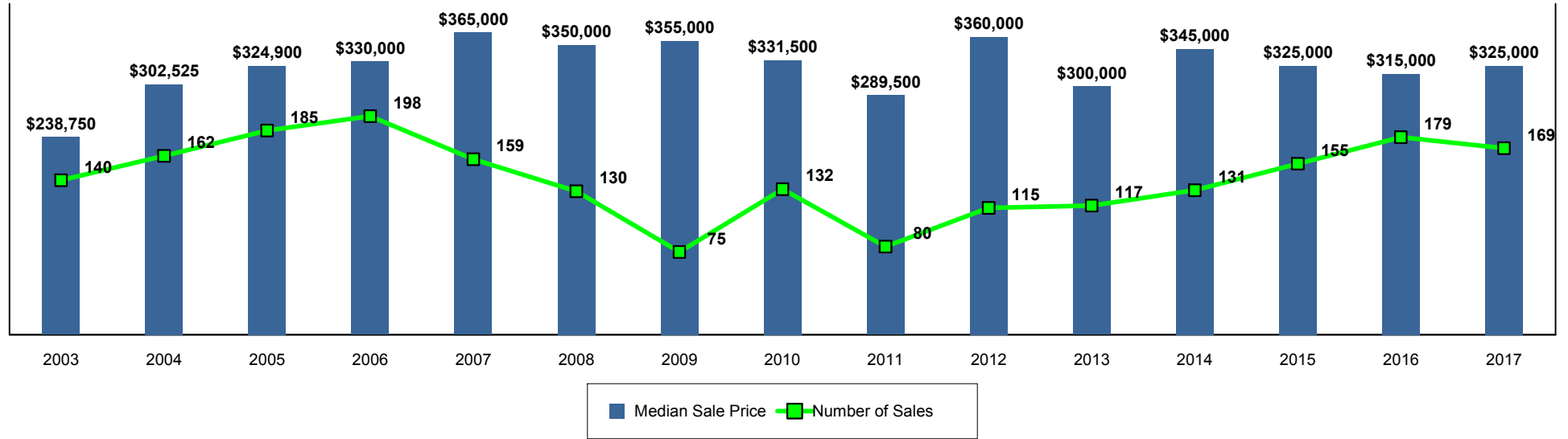


School District - Median Sale Price



New York City Gateway
Mount Vernon, Pelham, New Rochelle, Yonkers
Condominium

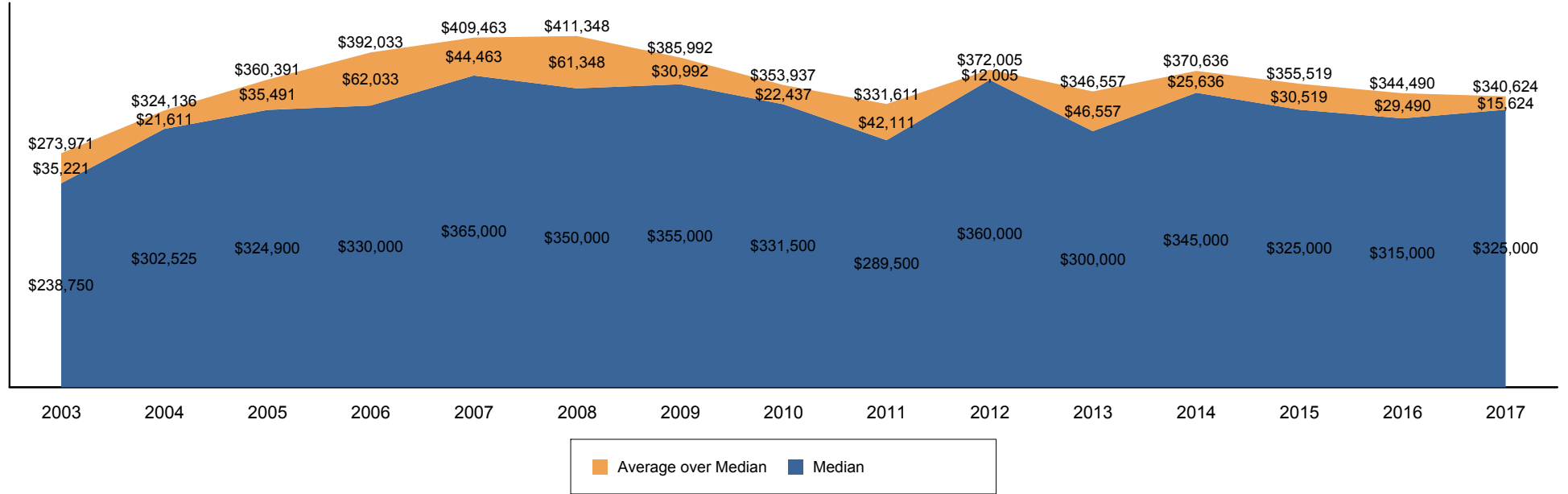
Median Sale Price and Number of Sales



| | | 2003 | 2004 | 2005 | 2006 | 2007 | 2008 | 2009 | 2010 | 2011 | 2012 | 2013 | 2014 | 2015 | 2016 | 2017 |
|--------------|------------|-----------|-----------|-----------|-----------|-----------|-----------|-----------|-----------|-----------|-----------|-----------|-----------|-----------|-----------|-----------|
| Total | MSP | \$238,750 | \$302,525 | \$324,900 | \$330,000 | \$365,000 | \$350,000 | \$355,000 | \$331,500 | \$289,500 | \$360,000 | \$300,000 | \$345,000 | \$325,000 | \$315,000 | \$325,000 |
| | # of Sales | 140 | 162 | 185 | 198 | 159 | 130 | 75 | 132 | 80 | 115 | 117 | 131 | 155 | 179 | 169 |
| Mount Vernon | MSP | \$202,500 | \$255,000 | \$287,000 | \$322,500 | \$355,000 | \$330,000 | \$285,000 | \$343,750 | \$300,000 | \$230,000 | \$195,000 | \$220,000 | \$235,000 | \$198,500 | \$243,000 |
| | # of Sales | 10 | 11 | 12 | 8 | 12 | 5 | 6 | 6 | 3 | 7 | 9 | 8 | 3 | 18 | 9 |
| New Rochelle | MSP | \$312,000 | \$375,000 | \$385,000 | \$575,000 | \$517,000 | \$470,000 | \$435,450 | \$400,000 | \$370,750 | \$416,667 | \$429,500 | \$470,000 | \$381,250 | \$390,000 | \$419,900 |
| | # of Sales | 24 | 47 | 37 | 66 | 54 | 48 | 30 | 53 | 30 | 40 | 44 | 58 | 56 | 57 | 47 |
| Pelham | MSP | \$383,750 | \$501,500 | \$624,450 | \$450,000 | \$674,950 | \$557,500 | \$560,000 | \$467,000 | \$425,000 | \$565,000 | \$515,000 | \$485,000 | \$488,500 | \$526,000 | \$465,000 |
| | # of Sales | 8 | 6 | 28 | 13 | 12 | 6 | 5 | 5 | 7 | 9 | 10 | 10 | 16 | 10 | 9 |
| Yonkers | MSP | \$230,000 | \$279,250 | \$279,500 | \$300,000 | \$320,000 | \$315,000 | \$320,000 | \$295,000 | \$268,313 | \$330,000 | \$266,250 | \$275,000 | \$290,000 | \$298,038 | \$315,000 |
| | # of Sales | 98 | 98 | 108 | 111 | 81 | 71 | 34 | 68 | 40 | 59 | 54 | 55 | 80 | 94 | 104 |

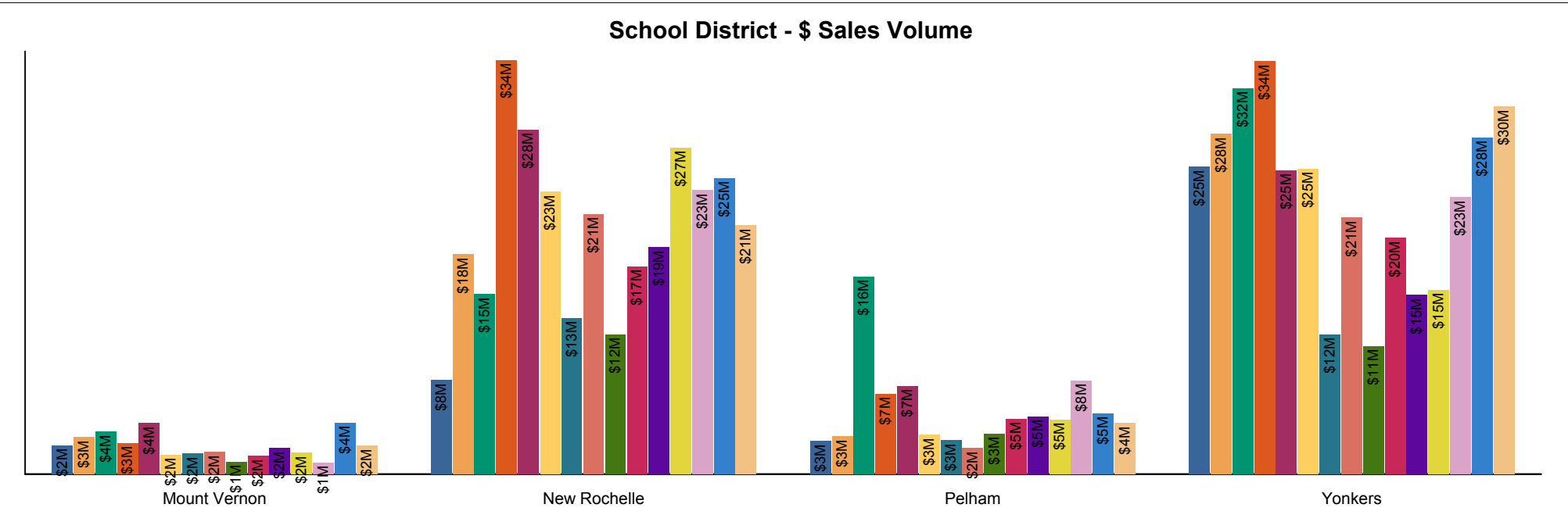
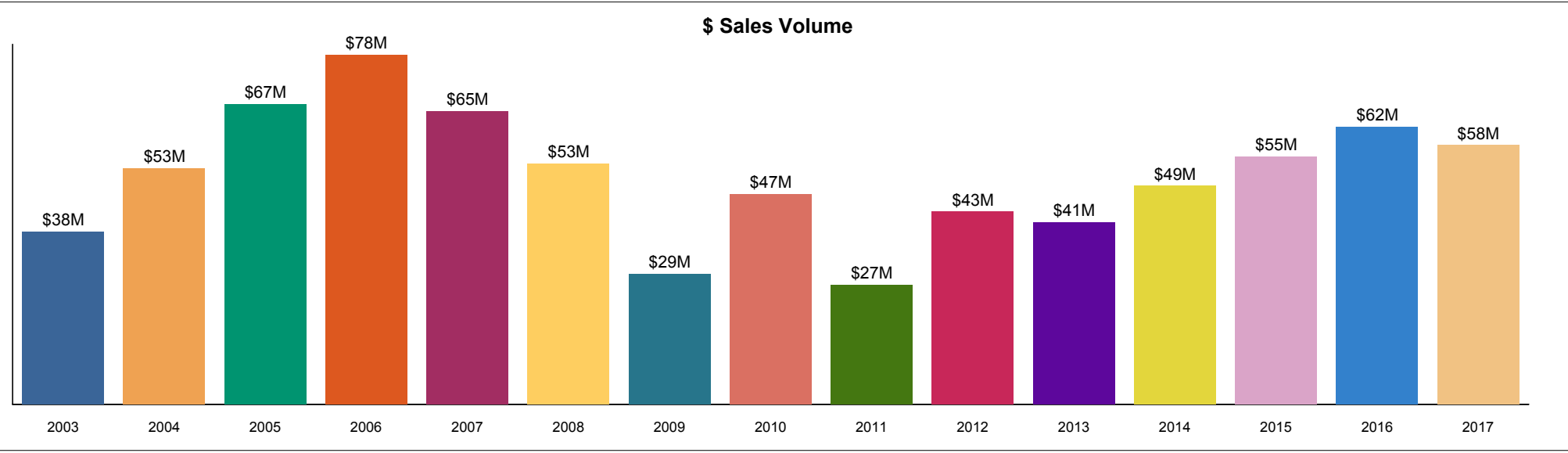
New York City Gateway
Mount Vernon, Pelham, New Rochelle, Yonkers
Condominium

Average and Median Sale Price



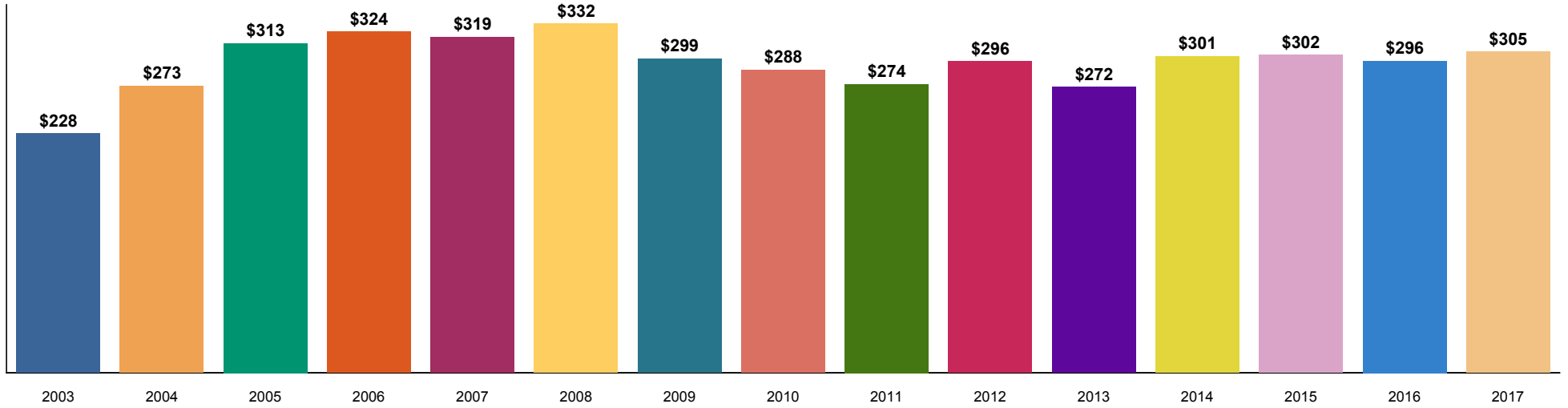
| | | 2003 | 2004 | 2005 | 2006 | 2007 | 2008 | 2009 | 2010 | 2011 | 2012 | 2013 | 2014 | 2015 | 2016 | 2017 |
|--------------|---------|-----------|-----------|-----------|-----------|-----------|-----------|-----------|-----------|-----------|-----------|-----------|-----------|-----------|-----------|-----------|
| Total | Average | \$273,971 | \$324,136 | \$360,391 | \$392,033 | \$409,463 | \$411,348 | \$385,992 | \$353,937 | \$331,611 | \$372,005 | \$346,557 | \$370,636 | \$355,519 | \$344,490 | \$340,624 |
| | Median | \$238,750 | \$302,525 | \$324,900 | \$330,000 | \$365,000 | \$350,000 | \$355,000 | \$331,500 | \$289,500 | \$360,000 | \$300,000 | \$345,000 | \$325,000 | \$315,000 | \$325,000 |
| Mount Vernon | Average | \$236,900 | \$279,227 | \$293,167 | \$318,750 | \$351,167 | \$319,200 | \$282,623 | \$304,208 | \$347,667 | \$216,429 | \$241,486 | \$220,125 | \$318,333 | \$236,675 | \$260,422 |
| | Median | \$202,500 | \$255,000 | \$287,000 | \$322,500 | \$355,000 | \$330,000 | \$285,000 | \$343,750 | \$300,000 | \$230,000 | \$195,000 | \$220,000 | \$235,000 | \$198,500 | \$243,000 |
| New Rochelle | Average | \$325,000 | \$386,690 | \$402,207 | \$519,377 | \$527,505 | \$486,503 | \$429,523 | \$405,604 | \$384,628 | \$428,738 | \$426,648 | \$465,748 | \$419,588 | \$430,017 | \$438,123 |
| | Median | \$312,000 | \$375,000 | \$385,000 | \$575,000 | \$517,000 | \$470,000 | \$435,450 | \$400,000 | \$370,750 | \$416,667 | \$429,500 | \$470,000 | \$381,250 | \$390,000 | \$419,900 |
| Pelham | Average | \$343,438 | \$519,667 | \$583,799 | \$510,210 | \$607,739 | \$545,167 | \$560,500 | \$435,000 | \$481,704 | \$507,889 | \$477,300 | \$453,275 | \$483,750 | \$503,750 | \$467,501 |
| | Median | \$383,750 | \$501,500 | \$624,450 | \$450,000 | \$674,950 | \$557,500 | \$560,000 | \$467,000 | \$425,000 | \$565,000 | \$515,000 | \$485,000 | \$488,500 | \$526,000 | \$465,000 |
| Yonkers | Average | \$259,586 | \$287,205 | \$295,615 | \$307,755 | \$310,030 | \$355,720 | \$340,162 | \$312,095 | \$264,378 | \$331,273 | \$274,599 | \$277,203 | \$286,420 | \$296,331 | \$292,522 |
| | Median | \$230,000 | \$279,250 | \$279,500 | \$300,000 | \$320,000 | \$315,000 | \$320,000 | \$295,000 | \$268,313 | \$330,000 | \$266,250 | \$275,000 | \$290,000 | \$298,038 | \$315,000 |

New York City Gateway
Mount Vernon, Pelham, New Rochelle, Yonkers
Condominium

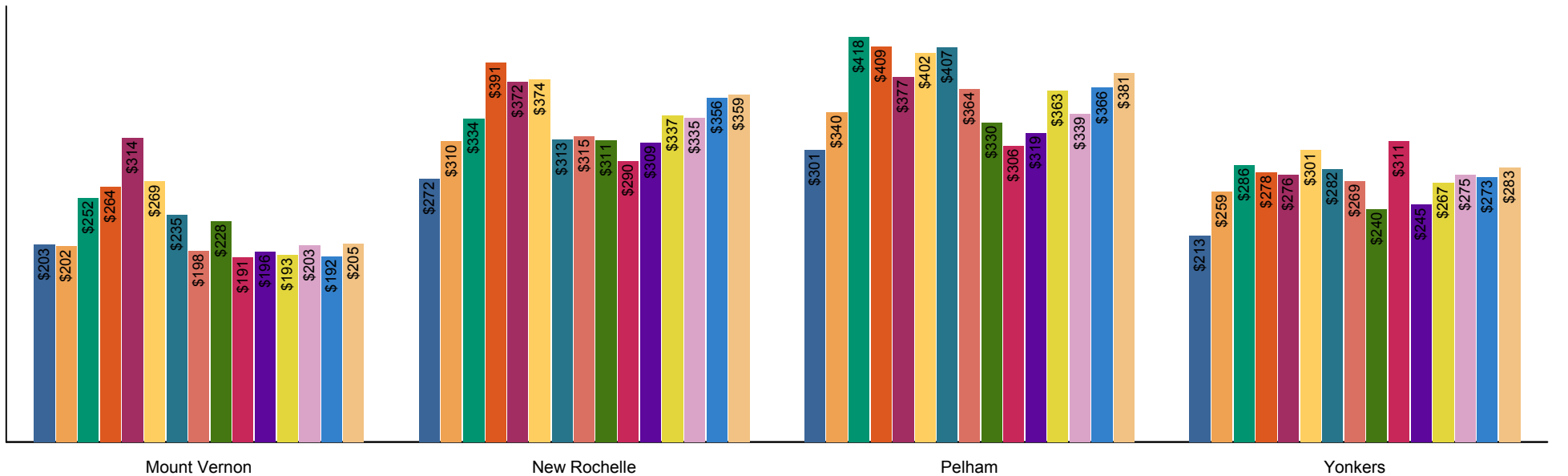


New York City Gateway
Mount Vernon, Pelham, New Rochelle, Yonkers
Condominium

Average Price / Square Foot

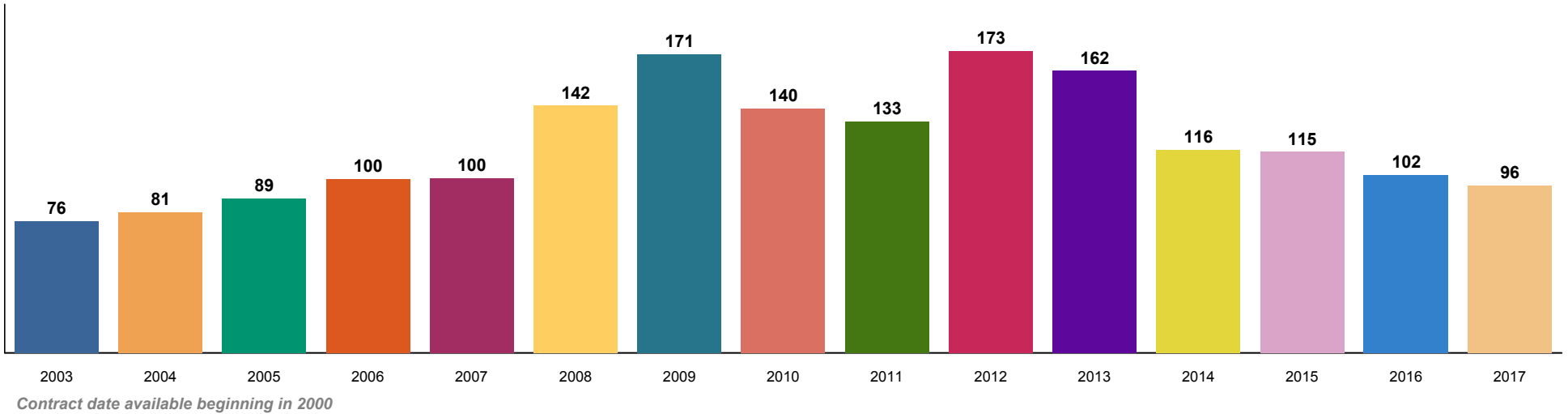


School District - Average Price / Square Foot

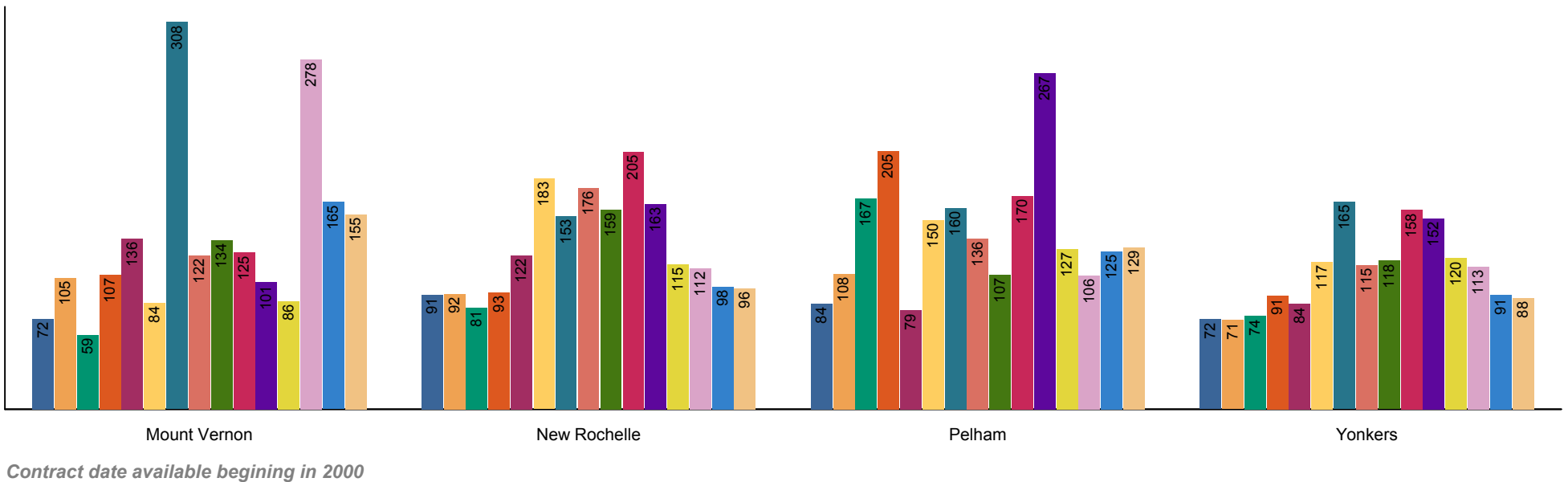


New York City Gateway
Mount Vernon, Pelham, New Rochelle, Yonkers
Condominium

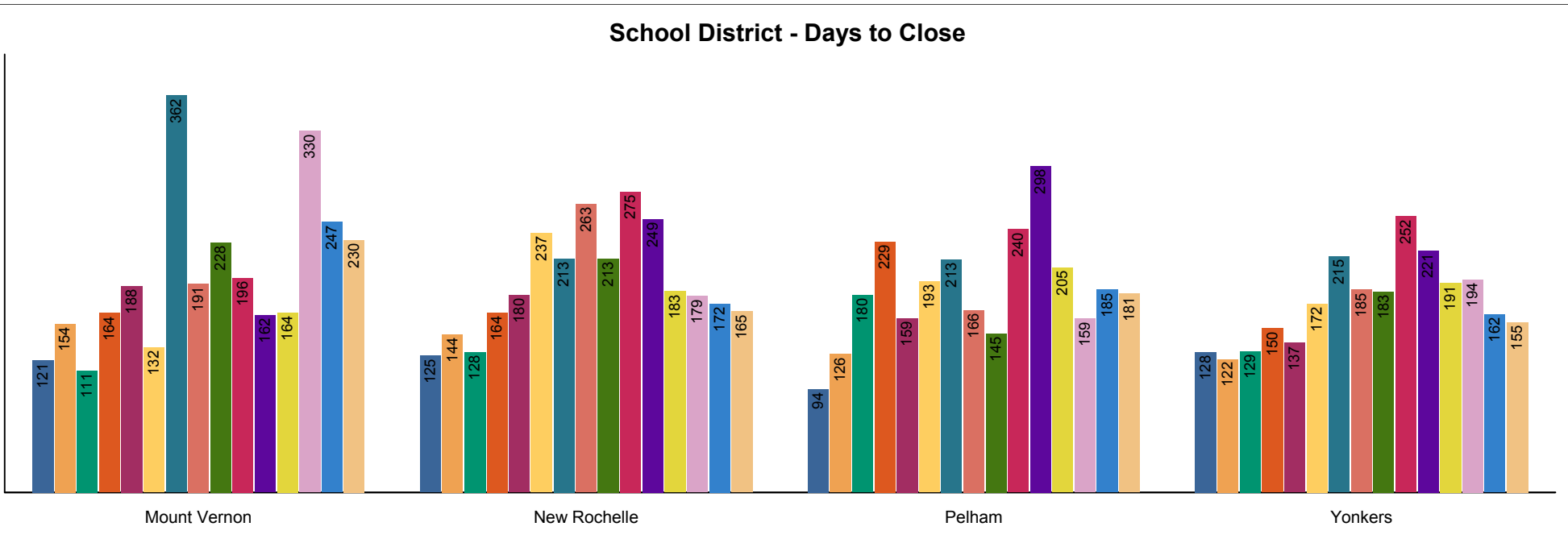
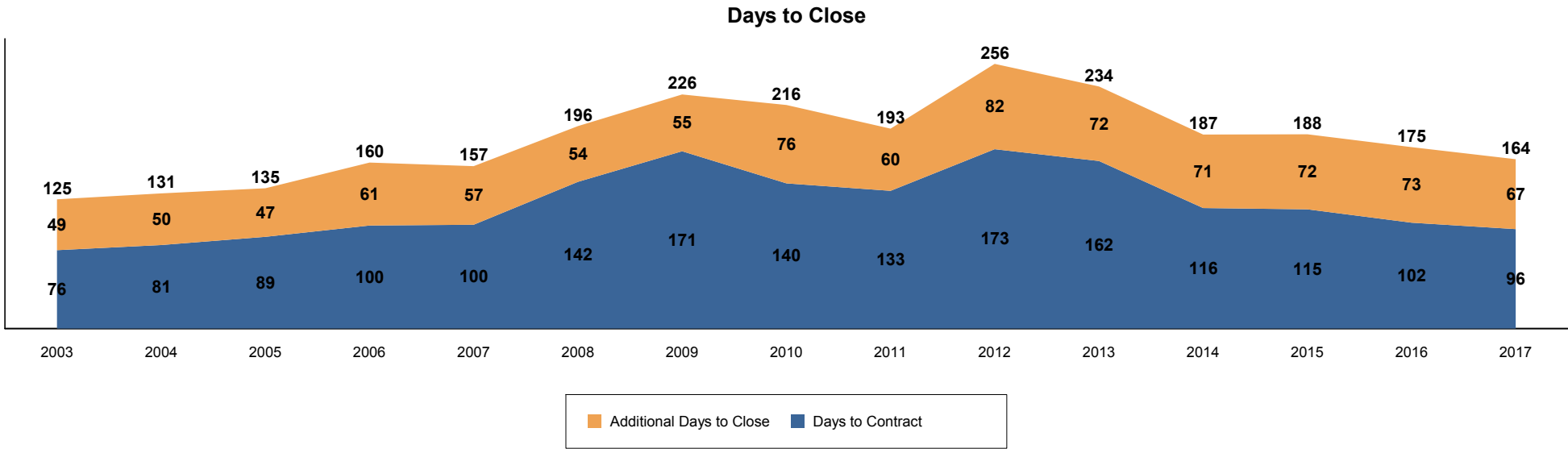
Days to Contract



School District - Days to Contract

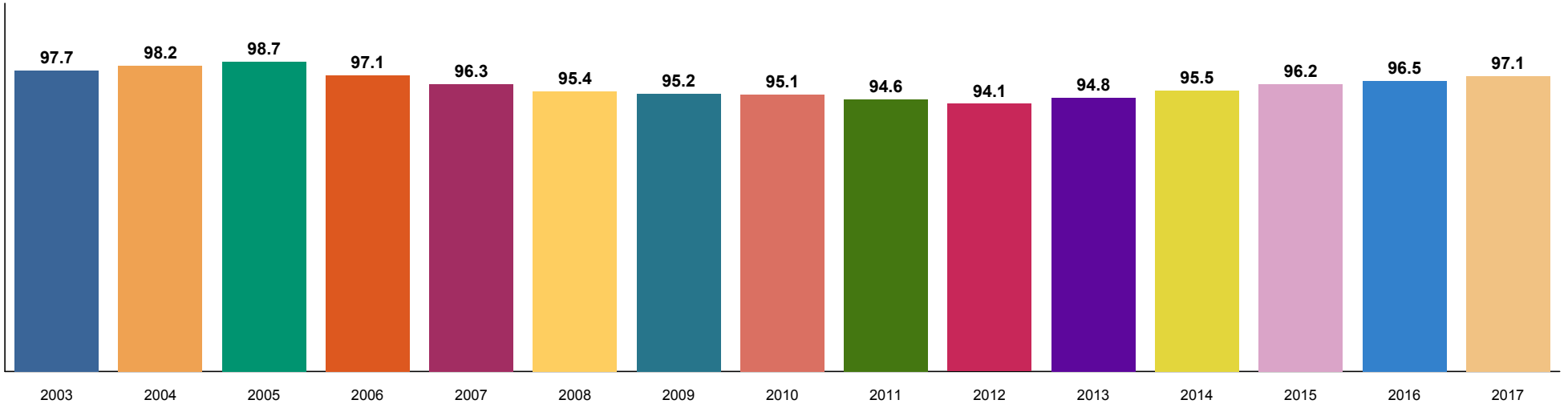


New York City Gateway Mount Vernon, Pelham, New Rochelle, Yonkers Condominium



New York City Gateway
Mount Vernon, Pelham, New Rochelle, Yonkers
Condominium

% Sale Price to List Price



% Sale Price to Original List Price

