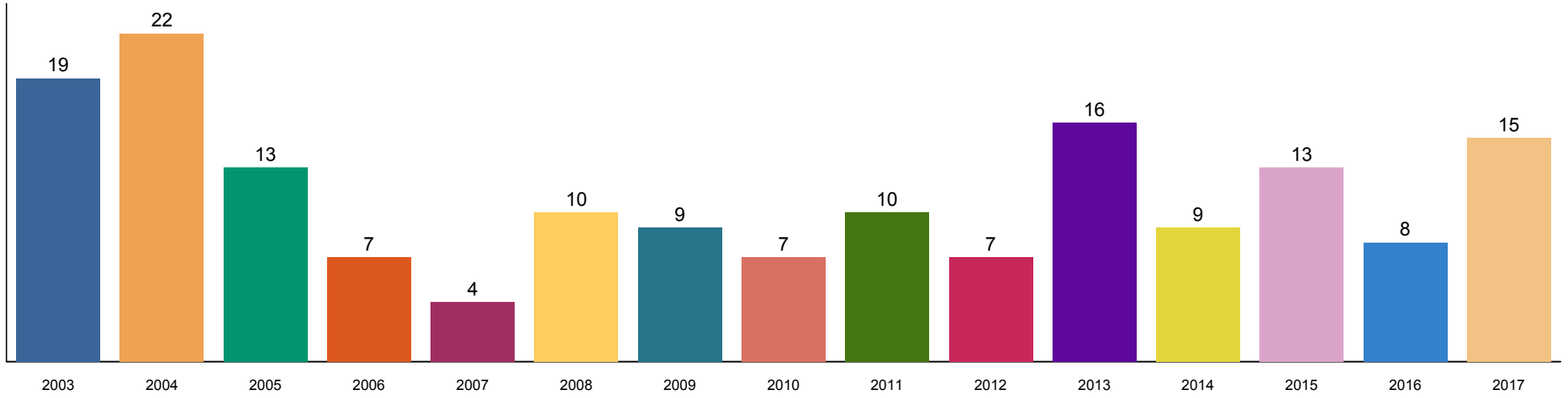


Off The RiverTowns

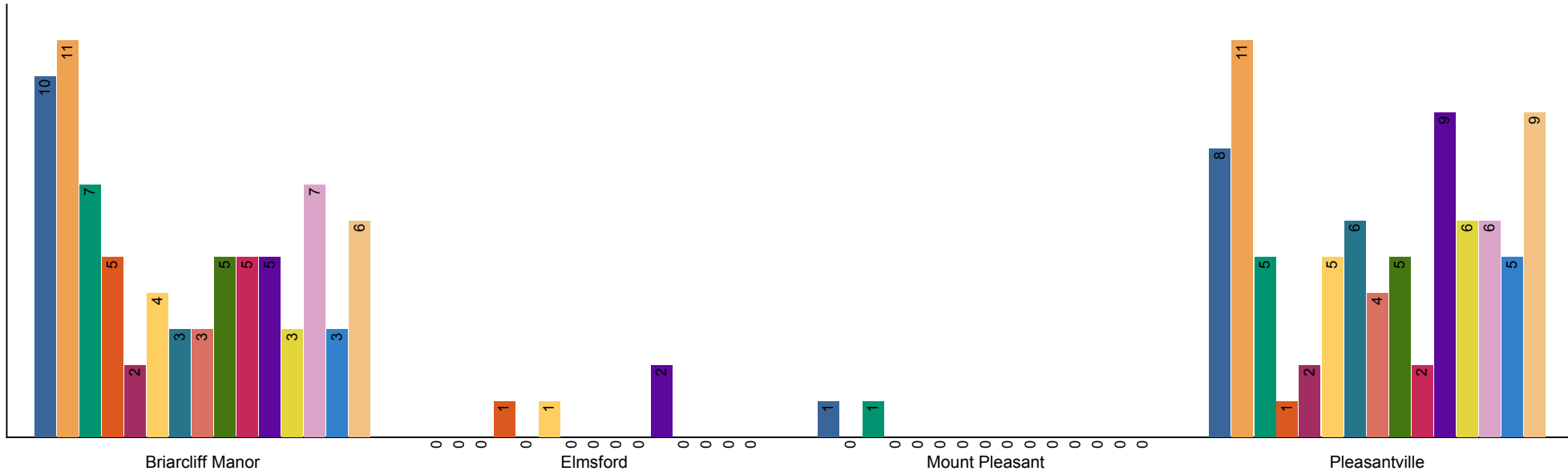
Ardsley, Briarcliff Manor, Elmsford, Mount Pleasant, Pleasantville, Pocantico Hills

Co-Operative

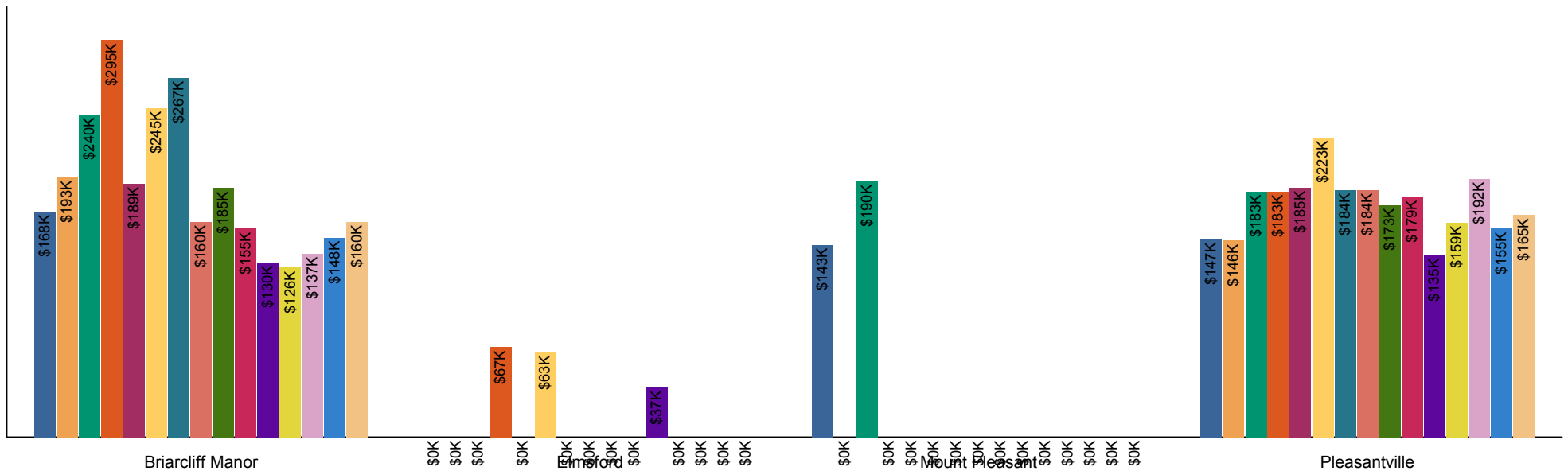
Number of Sales



School District - Number of Sales

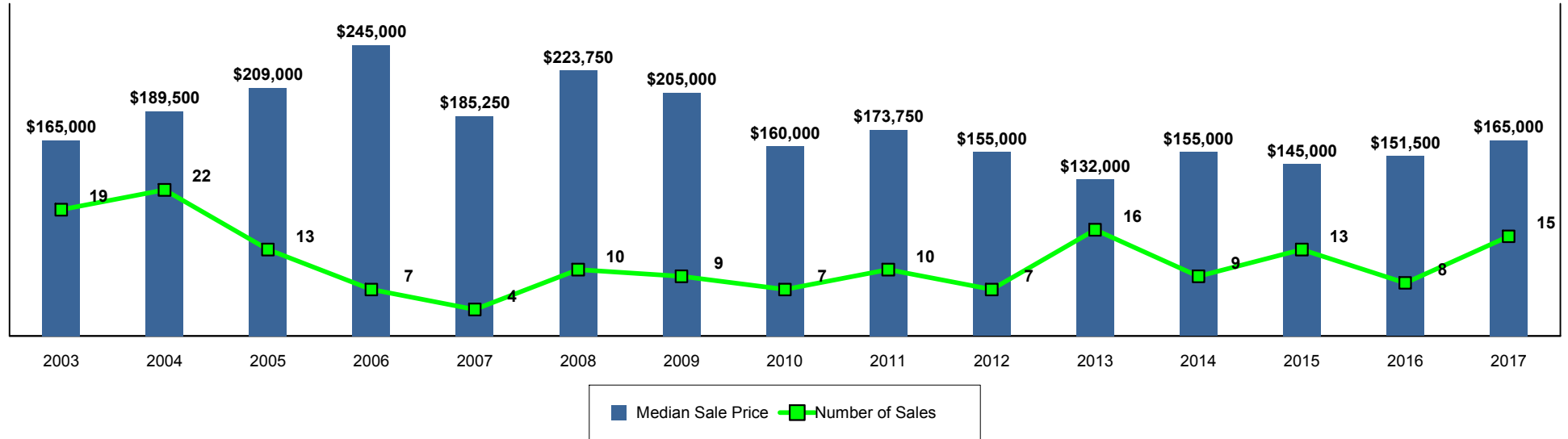


Median Sale Price



Off The River Towns
Ardley, Briarcliff Manor, Elmsford, Mount Pleasant, Pleasantville, Pocantico Hills
Co-Operative

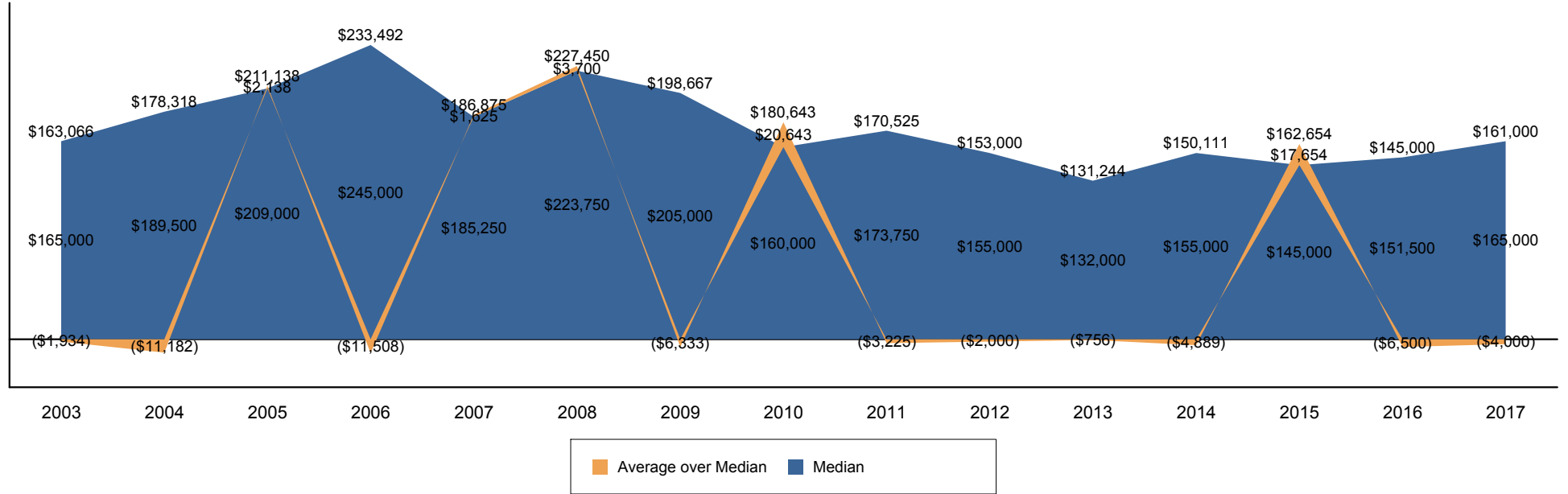
Median Sale Price and Number of Sales



		2003	2004	2005	2006	2007	2008	2009	2010	2011	2012	2013	2014	2015	2016	2017
Total	MSP	\$165,000	\$189,500	\$209,000	\$245,000	\$185,250	\$223,750	\$205,000	\$160,000	\$173,750	\$155,000	\$132,000	\$155,000	\$145,000	\$151,500	\$165,000
	# of Sales	19	22	13	7	4	10	9	7	10	7	16	9	13	8	15
Briarcliff Manor	MSP	\$167,500	\$193,000	\$239,900	\$295,000	\$188,500	\$244,500	\$267,000	\$160,000	\$185,000	\$155,000	\$130,000	\$126,000	\$136,500	\$148,000	\$160,000
	# of Sales	10	11	7	5	2	4	3	3	5	5	5	3	7	3	6
Elmsford	MSP				\$67,000		\$63,000					\$37,000				
	# of Sales				1		1					2				
Mount Pleasant	MSP	\$143,000		\$190,000												
	# of Sales	1		1												
Pleasantville	MSP	\$146,750	\$146,000	\$182,500	\$182,500	\$185,250	\$222,500	\$183,750	\$183,750	\$172,500	\$178,500	\$134,900	\$159,250	\$192,000	\$155,000	\$165,000
	# of Sales	8	11	5	1	2	5	6	4	5	2	9	6	6	5	9

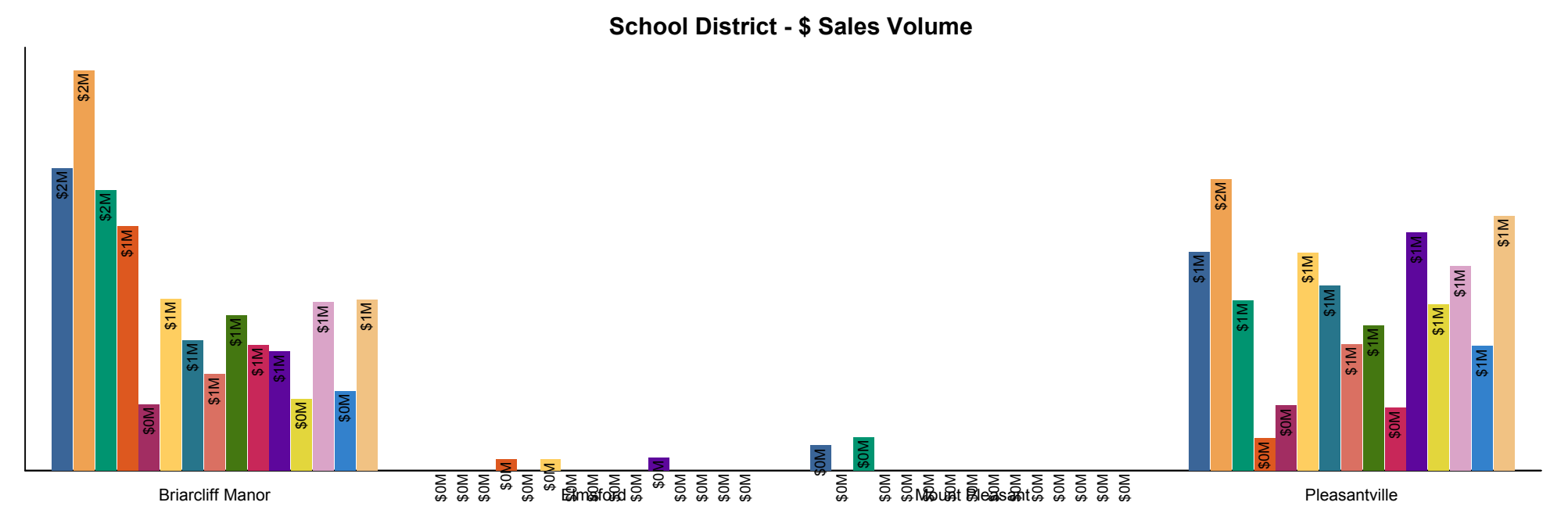
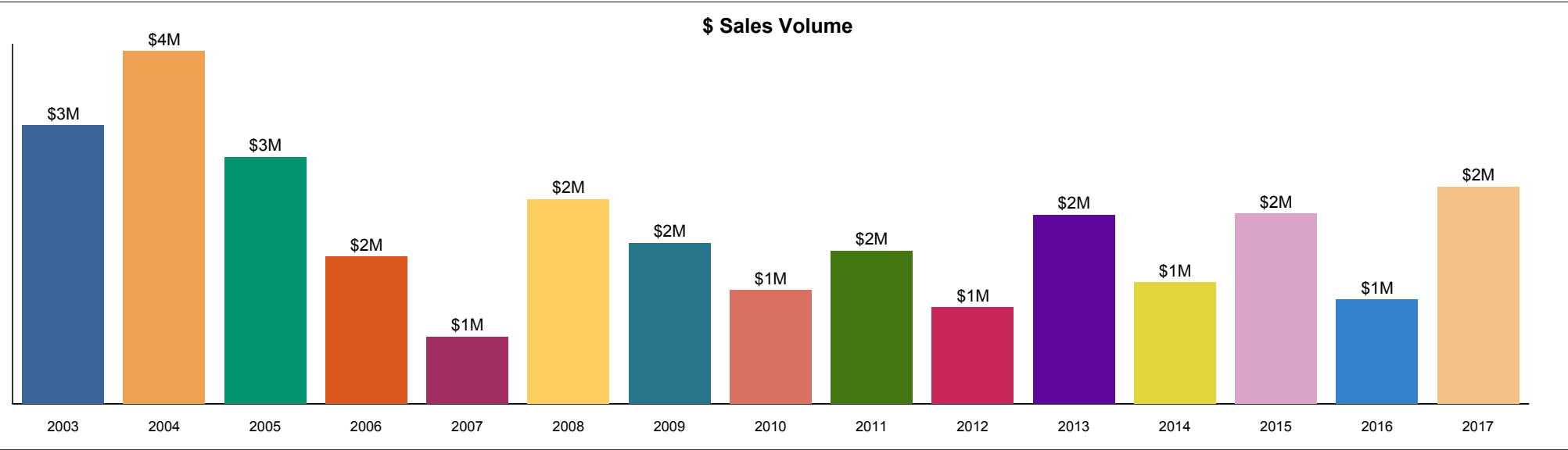
Off The RiverTowns
Ardley, Briarcliff Manor, Elmsford, Mount Pleasant, Pleasantville, Pocantico Hills
Co-Operative

Average and Median Sale Price

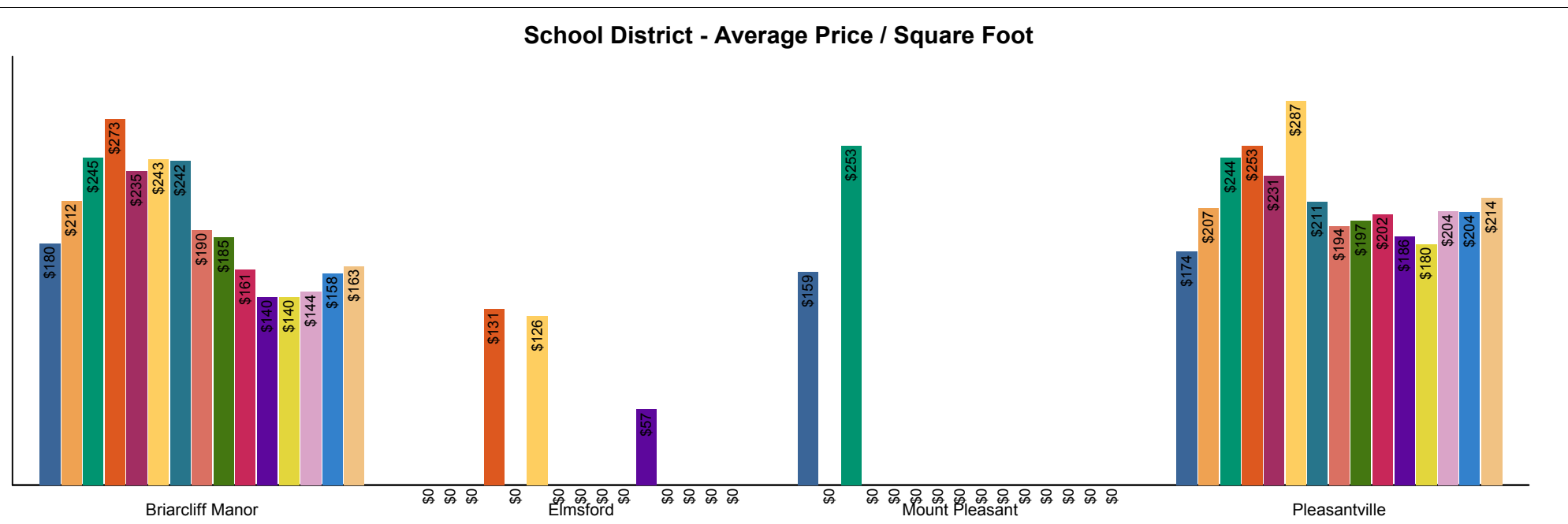
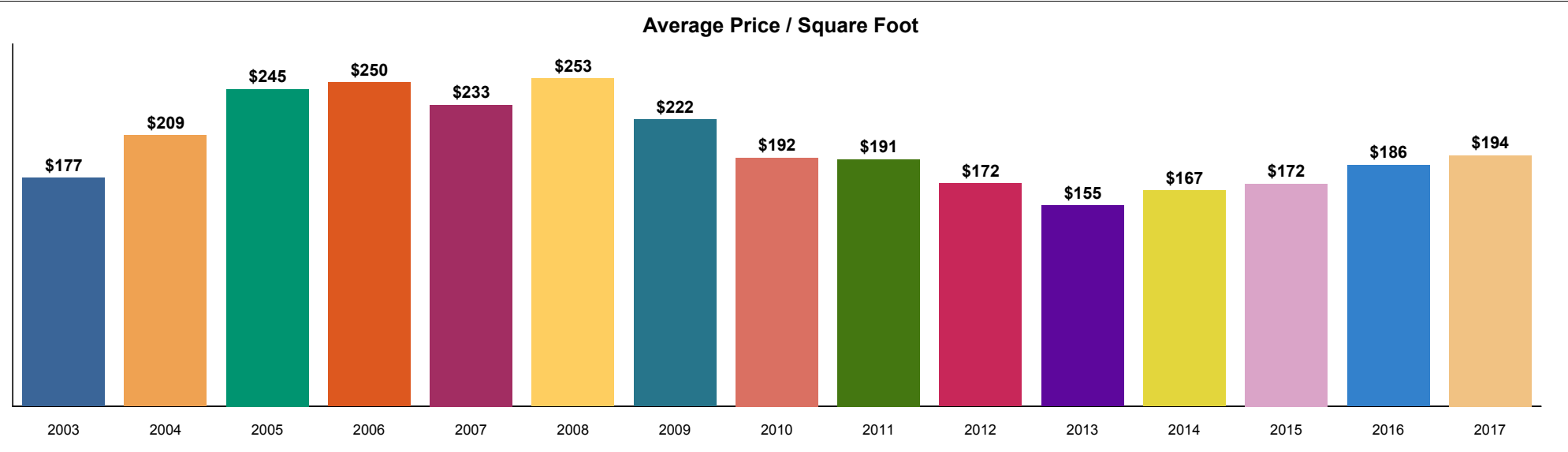


		2003	2004	2005	2006	2007	2008	2009	2010	2011	2012	2013	2014	2015	2016	2017
Total	Average	\$163,066	\$178,318	\$211,138	\$233,492	\$186,875	\$227,450	\$198,667	\$180,643	\$170,525	\$153,000	\$131,244	\$150,111	\$162,654	\$145,000	\$161,000
	Median	\$165,000	\$189,500	\$209,000	\$245,000	\$185,250	\$223,750	\$205,000	\$160,000	\$173,750	\$155,000	\$132,000	\$155,000	\$145,000	\$151,500	\$165,000
Briarcliff Manor	Average	\$171,475	\$206,364	\$227,043	\$276,989	\$188,500	\$243,500	\$246,667	\$182,167	\$176,150	\$142,800	\$135,200	\$136,000	\$136,500	\$151,000	\$161,833
	Median	\$167,500	\$193,000	\$239,900	\$295,000	\$188,500	\$244,500	\$267,000	\$160,000	\$185,000	\$155,000	\$130,000	\$126,000	\$136,500	\$148,000	\$160,000
Elmsford	Average				\$67,000		\$63,000					\$37,000				
	Median				\$67,000		\$63,000					\$37,000				
Mount Pleasant	Average	\$143,000		\$190,000												
	Median	\$143,000		\$190,000												
Pleasantville	Average	\$155,063	\$150,273	\$193,100	\$182,500	\$185,250	\$247,500	\$174,667	\$179,500	\$164,900	\$178,500	\$149,989	\$157,167	\$193,167	\$141,400	\$160,444
	Median	\$146,750	\$146,000	\$182,500	\$182,500	\$185,250	\$222,500	\$183,750	\$183,750	\$172,500	\$178,500	\$134,900	\$159,250	\$192,000	\$155,000	\$165,000

Off The River Towns
Ardsley, Briarcliff Manor, Elmsford, Mount Pleasant, Pleasantville, Pocantico Hills
Co-Operative

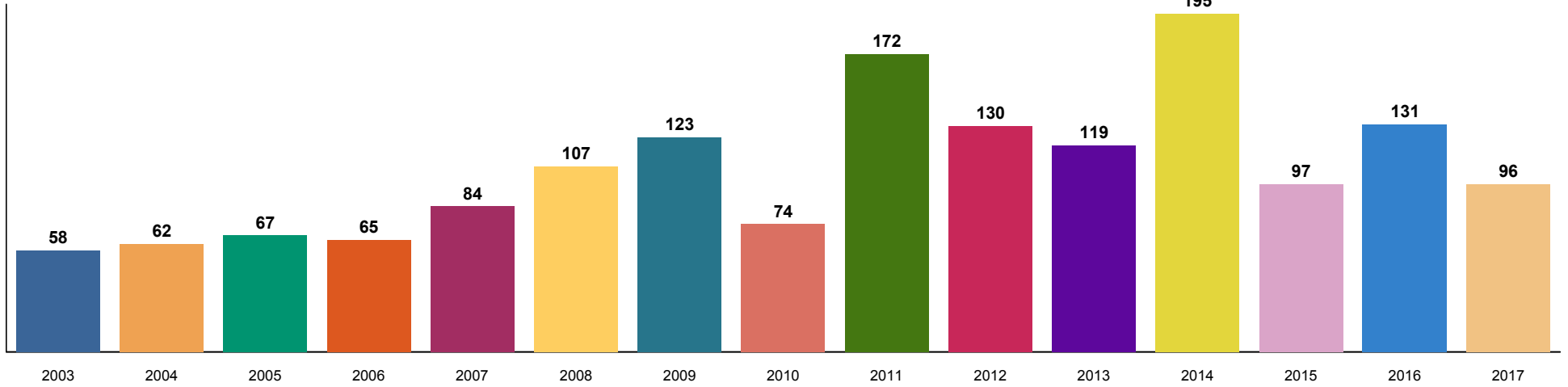


Off The RiverTowns
Ardsley, Briarcliff Manor, Elmsford, Mount Pleasant, Pleasantville, Pocantico Hills
Co-Operative

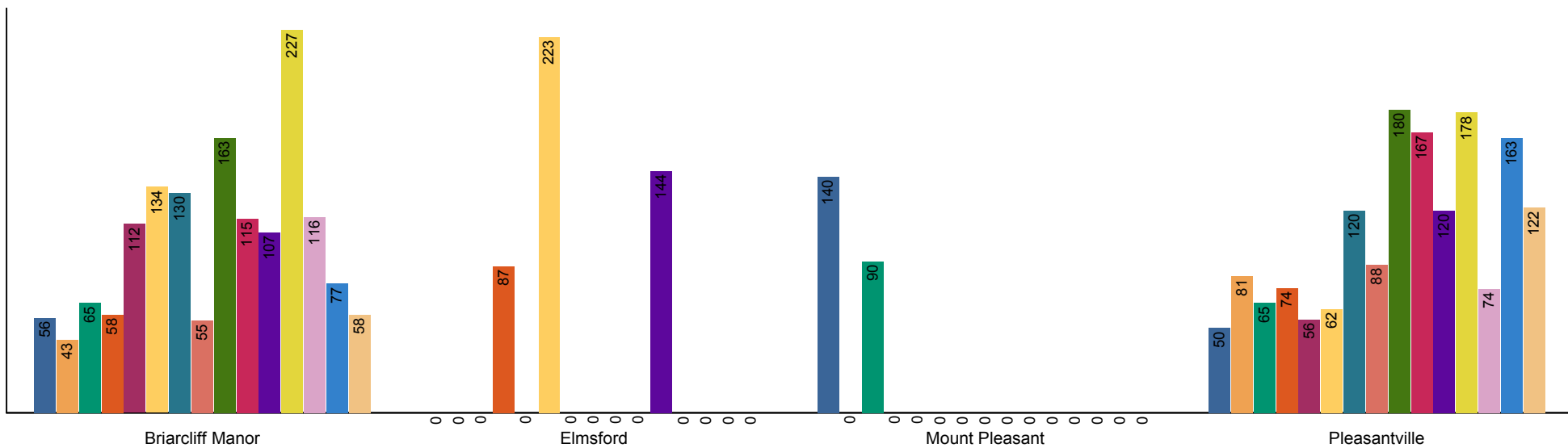


Off The RiverTowns
Ardsley, Briarcliff Manor, Elmsford, Mount Pleasant, Pleasantville, Pocantico Hills
Co-Operative

Days to Contract

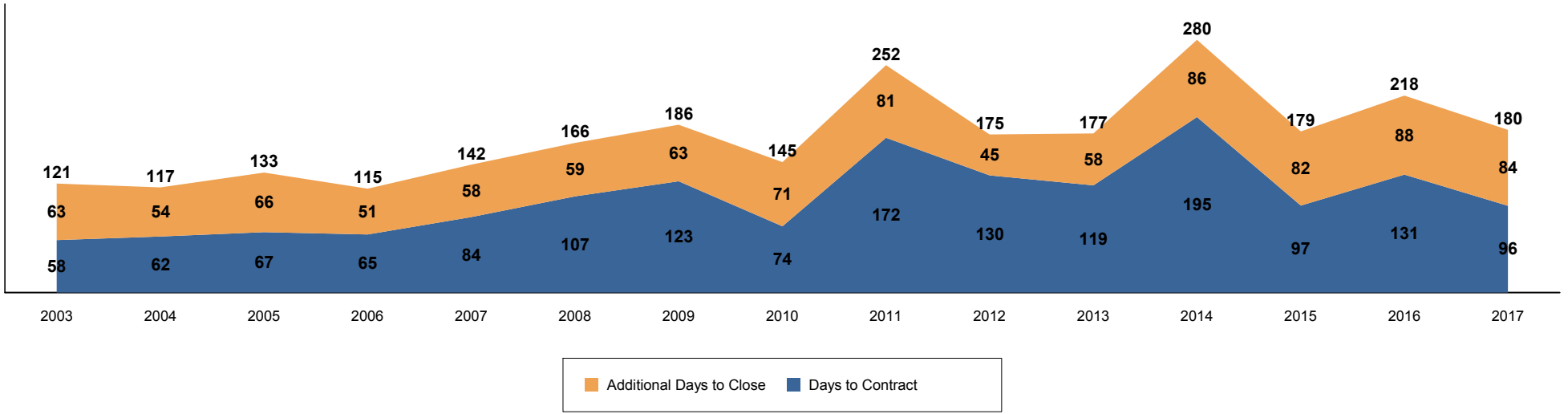


School District - Days to Contract

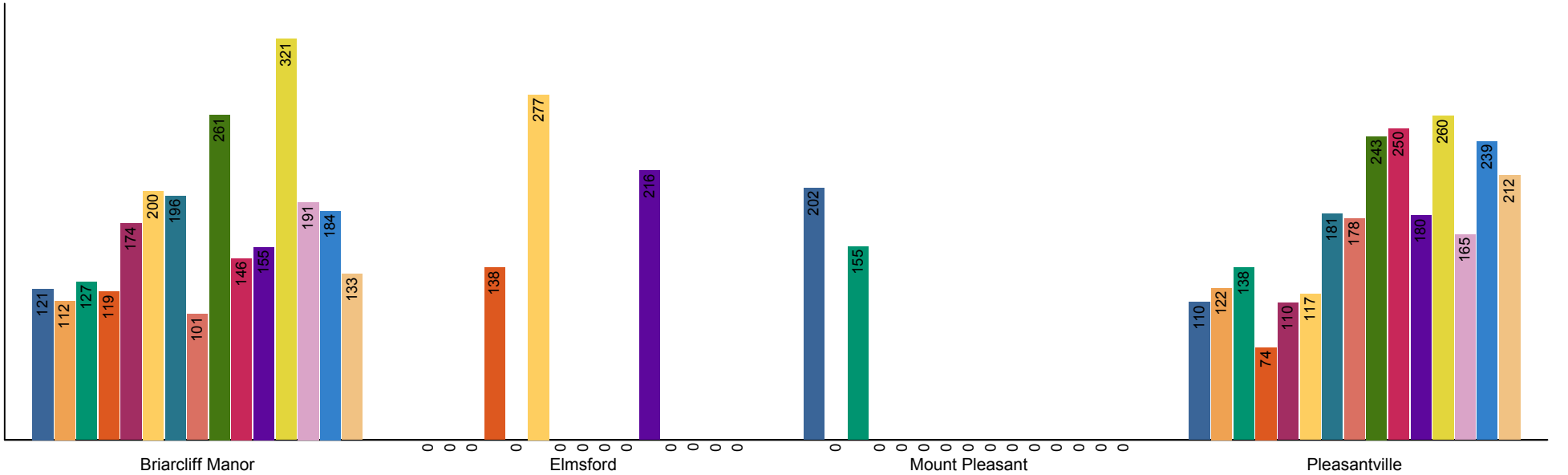


Off The RiverTowns Ardsley, Briarcliff Manor, Elmsford, Mount Pleasant, Pleasantville, Pocantico Hills Co-Operative

Days to Close

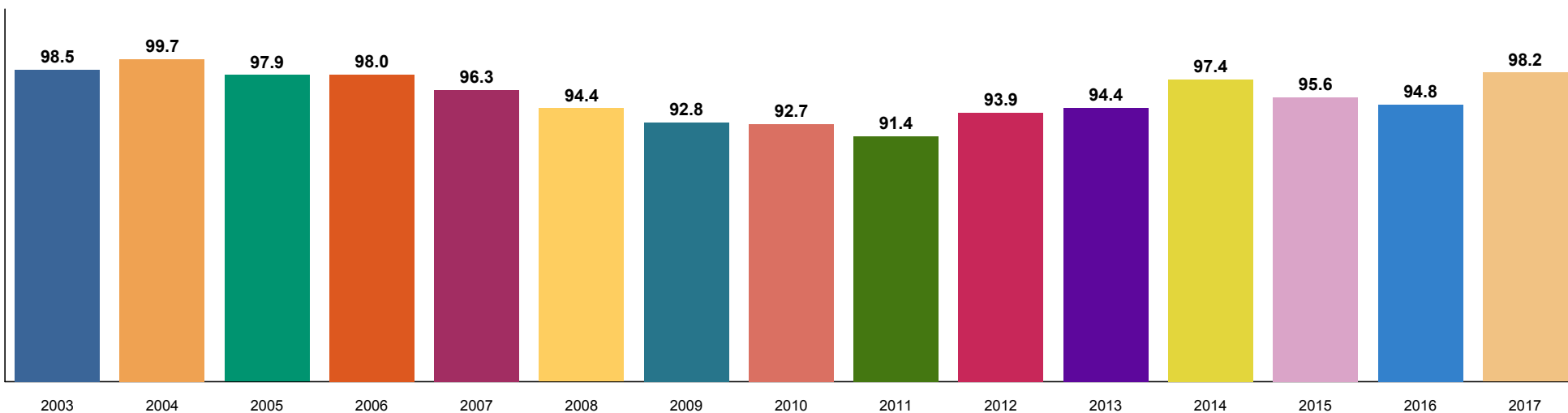


School District - Days to Close



Off The RiverTowns
Ardsley, Briarcliff Manor, Elmsford, Mount Pleasant, Pleasantville, Pocantico Hills
Co-Operative

% Sale Price to List Price



% Sale Price to Original List Price

