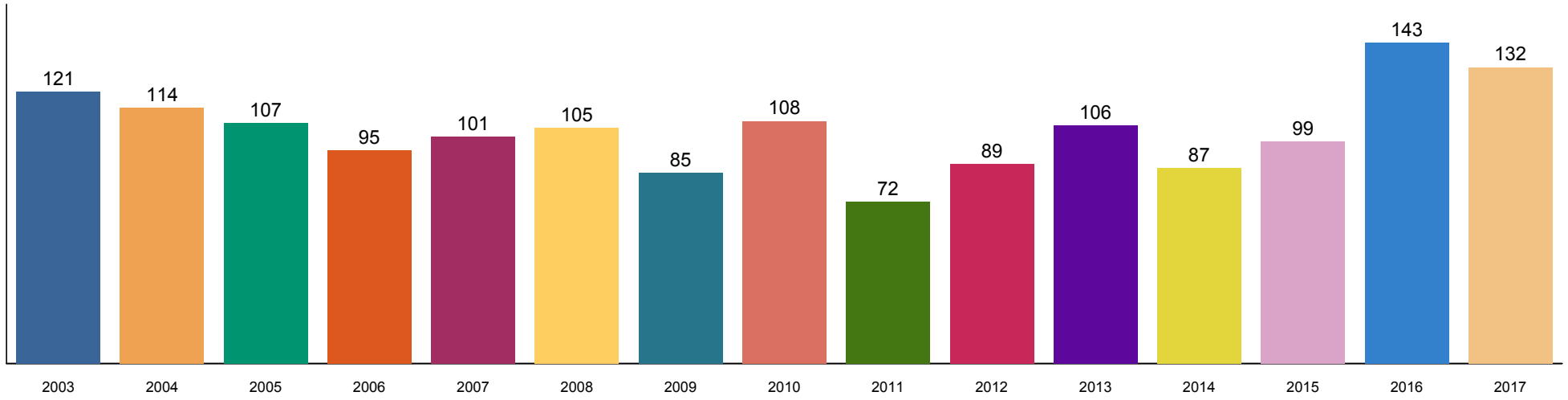
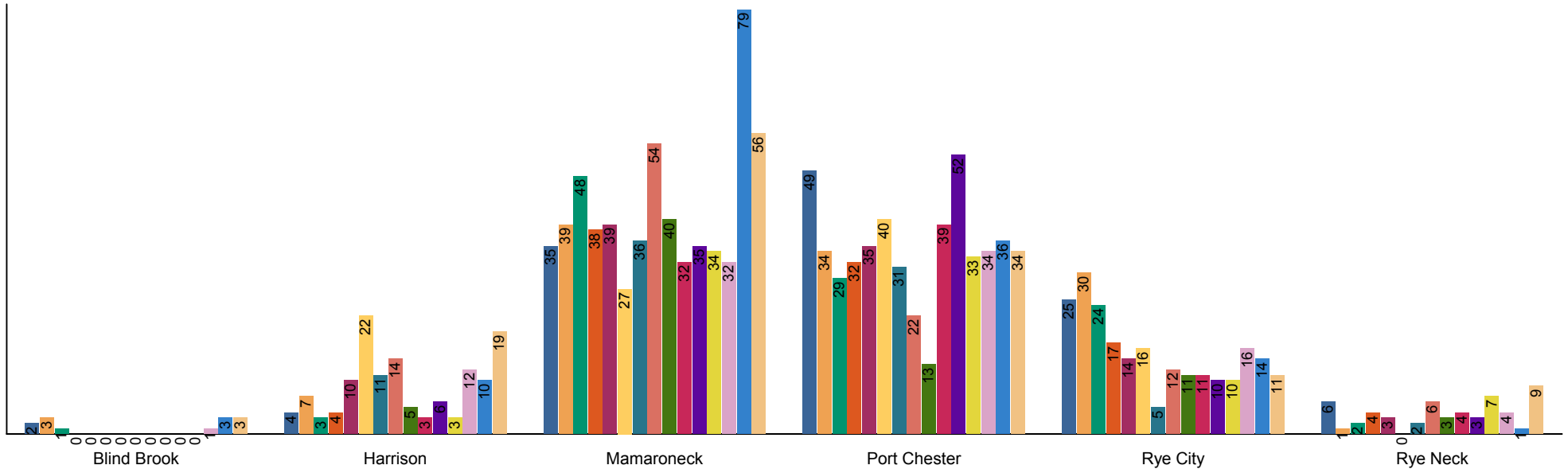


The Sound Shore Blind Brook, Harrison, Mamaroneck, Port Chester, Rye City, Rye Neck Condominium

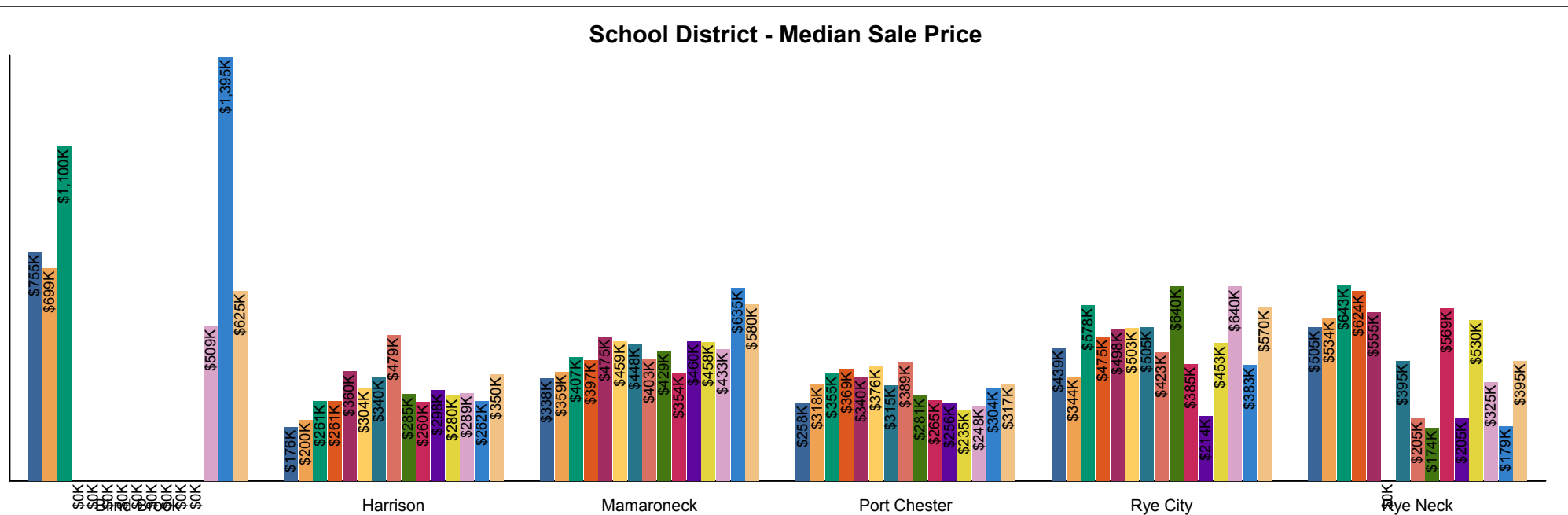
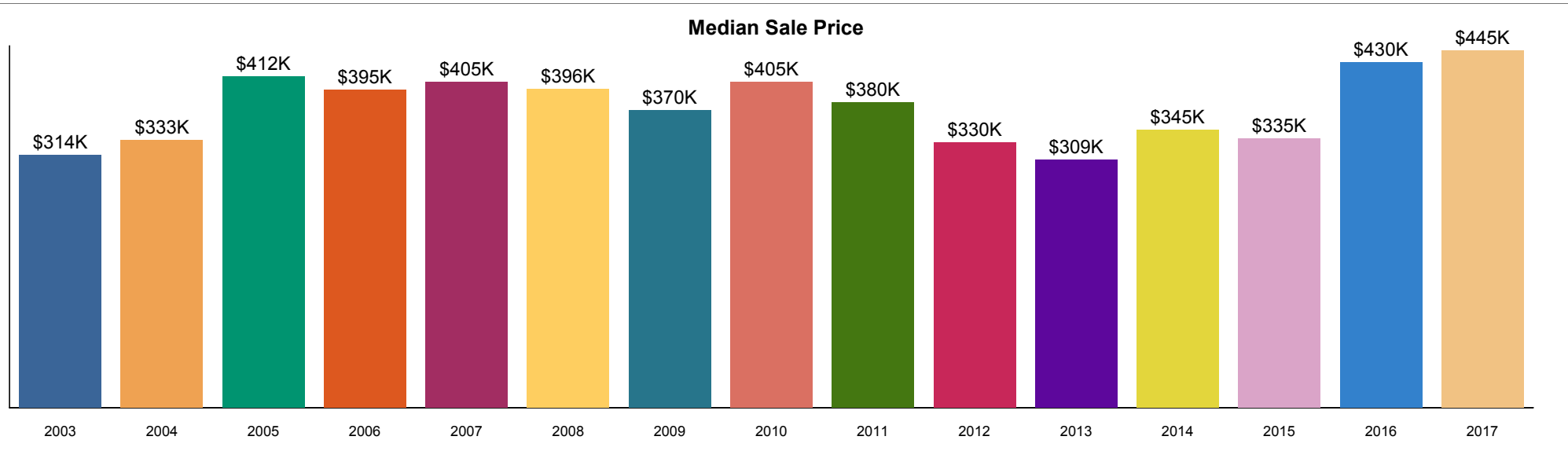
Number of Sales



School District - Number of Sales

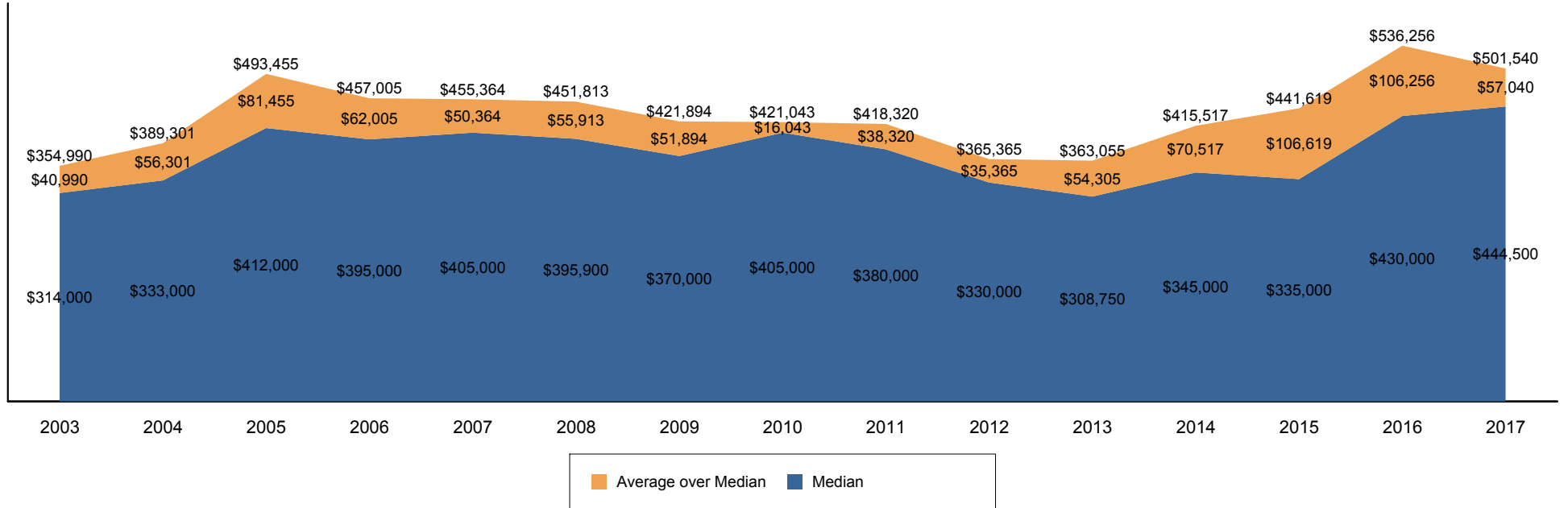


The Sound Shore
Blind Brook, Harrison, Mamaroneck, Port Chester, Rye City, Rye Neck
Condominium



The Sound Shore
Blind Brook, Harrison, Mamaroneck, Port Chester, Rye City, Rye Neck
Condominium

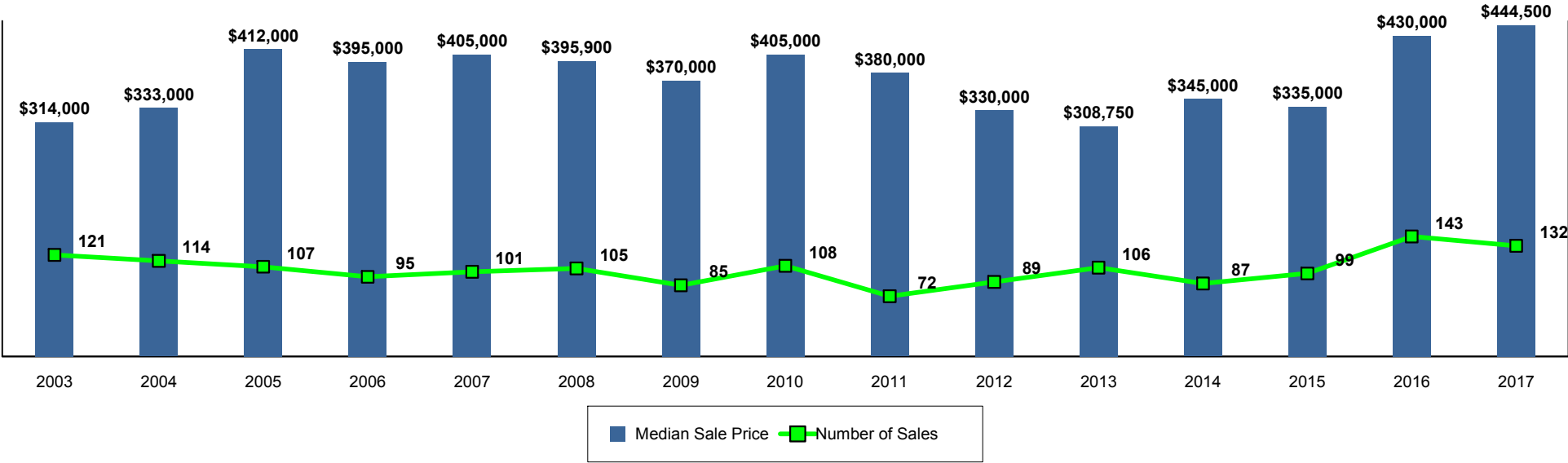
Average and Median Sale Price



		2003	2004	2005	2006	2007	2008	2009	2010	2011	2012	2013	2014	2015	2016	2017
Total	Average	\$354,990	\$389,301	\$493,455	\$457,005	\$455,364	\$451,813	\$421,894	\$421,043	\$418,320	\$365,365	\$363,055	\$415,517	\$441,619	\$536,256	\$501,540
	Median	\$314,000	\$333,000	\$412,000	\$395,000	\$405,000	\$395,900	\$370,000	\$405,000	\$380,000	\$330,000	\$308,750	\$345,000	\$335,000	\$430,000	\$444,500
Blind Brook	Average	\$755,000	\$693,300	\$1,100,000										\$509,000	\$1,236,591	\$665,000
	Median	\$755,000	\$699,000	\$1,100,000										\$509,000	\$1,395,277	\$625,000
Harrison	Average	\$195,875	\$208,343	\$242,333	\$259,200	\$466,250	\$384,064	\$430,955	\$447,321	\$342,200	\$331,833	\$378,167	\$389,667	\$333,500	\$300,590	\$473,658
	Median	\$176,250	\$200,000	\$261,000	\$260,900	\$360,000	\$304,000	\$340,000	\$479,000	\$285,000	\$260,000	\$297,500	\$280,000	\$289,000	\$262,450	\$350,000
Mamaroneck	Average	\$388,286	\$393,471	\$458,064	\$467,031	\$487,060	\$547,450	\$476,760	\$450,272	\$421,613	\$399,542	\$505,103	\$523,435	\$515,438	\$664,788	\$594,105
	Median	\$337,500	\$359,000	\$407,000	\$397,469	\$475,000	\$459,000	\$447,500	\$402,500	\$428,750	\$353,750	\$460,000	\$457,750	\$432,500	\$634,500	\$580,000
Port Chester	Average	\$268,036	\$323,965	\$370,191	\$376,734	\$350,869	\$371,277	\$317,892	\$348,568	\$288,281	\$284,299	\$271,524	\$265,557	\$265,409	\$300,733	\$333,245
	Median	\$257,500	\$317,500	\$355,000	\$368,500	\$340,000	\$376,400	\$315,000	\$388,750	\$281,000	\$265,000	\$255,500	\$235,000	\$247,500	\$304,000	\$316,500
Rye City	Average	\$450,140	\$464,929	\$706,875	\$579,353	\$571,393	\$584,919	\$662,500	\$445,333	\$661,218	\$474,045	\$347,200	\$528,890	\$765,208	\$460,373	\$594,191
	Median	\$439,000	\$343,750	\$577,500	\$475,000	\$497,500	\$502,500	\$505,000	\$422,500	\$640,000	\$385,000	\$213,750	\$452,500	\$639,500	\$382,500	\$570,000
Rye Neck	Average	\$447,167	\$534,000	\$642,500	\$681,750	\$684,667		\$395,000	\$313,833	\$174,167	\$608,625	\$315,000	\$447,414	\$362,000	\$179,000	\$452,500
	Median	\$505,000	\$534,000	\$642,500	\$623,750	\$555,000		\$395,000	\$205,000	\$174,000	\$568,500	\$205,000	\$530,000	\$325,000	\$179,000	\$395,000

The Sound Shore
Blind Brook, Harrison, Mamaroneck, Port Chester, Rye City, Rye Neck
Condominium

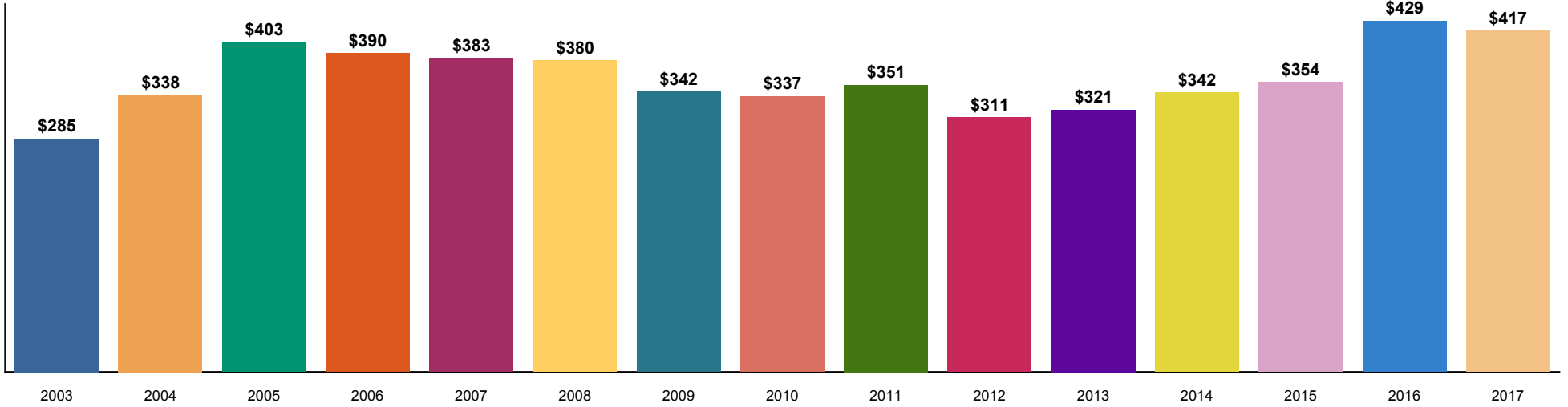
Median Sale Price and Number of Sales



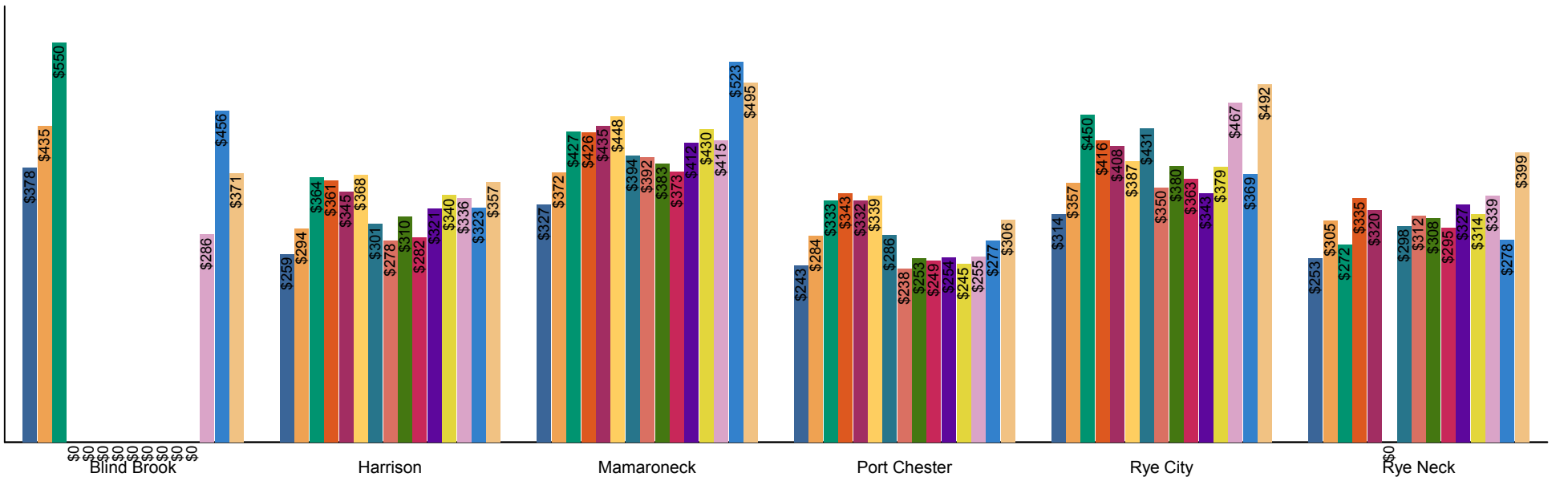
		2003	2004	2005	2006	2007	2008	2009	2010	2011	2012	2013	2014	2015	2016	2017
Total	MSP	\$314,000	\$333,000	\$412,000	\$395,000	\$405,000	\$395,900	\$370,000	\$405,000	\$380,000	\$330,000	\$308,750	\$345,000	\$335,000	\$430,000	\$444,500
	# of Sales	121	114	107	95	101	105	85	108	72	89	106	87	99	143	132
Blind Brook	MSP	\$755,000	\$699,000	\$1,100,000										\$509,000	\$1,395,277	\$625,000
	# of Sales	2	3	1										1	3	3
Harrison	MSP	\$176,250	\$200,000	\$261,000	\$260,900	\$360,000	\$304,000	\$340,000	\$479,000	\$285,000	\$260,000	\$297,500	\$280,000	\$289,000	\$262,450	\$350,000
	# of Sales	4	7	3	4	10	22	11	14	5	3	6	3	12	10	19
Mamaroneck	MSP	\$337,500	\$359,000	\$407,000	\$397,469	\$475,000	\$459,000	\$447,500	\$402,500	\$428,750	\$353,750	\$460,000	\$457,750	\$432,500	\$634,500	\$580,000
	# of Sales	35	39	48	38	39	27	36	54	40	32	35	34	32	79	56
Port Chester	MSP	\$257,500	\$317,500	\$355,000	\$368,500	\$340,000	\$376,400	\$315,000	\$388,750	\$281,000	\$265,000	\$255,500	\$235,000	\$247,500	\$304,000	\$316,500
	# of Sales	49	34	29	32	35	40	31	22	13	39	52	33	34	36	34
Rye City	MSP	\$439,000	\$343,750	\$577,500	\$475,000	\$497,500	\$502,500	\$505,000	\$422,500	\$640,000	\$385,000	\$213,750	\$452,500	\$639,500	\$382,500	\$570,000
	# of Sales	25	30	24	17	14	16	5	12	11	11	10	10	16	14	11
Rye Neck	MSP	\$505,000	\$534,000	\$642,500	\$623,750	\$555,000		\$395,000	\$205,000	\$174,000	\$568,500	\$205,000	\$530,000	\$325,000	\$179,000	\$395,000
	# of Sales	6	1	2	4	3		2	6	3	4	3	7	4	1	9

The Sound Shore Blind Brook, Harrison, Mamaroneck, Port Chester, Rye City, Rye Neck Condominium

Average Price / Square Foot

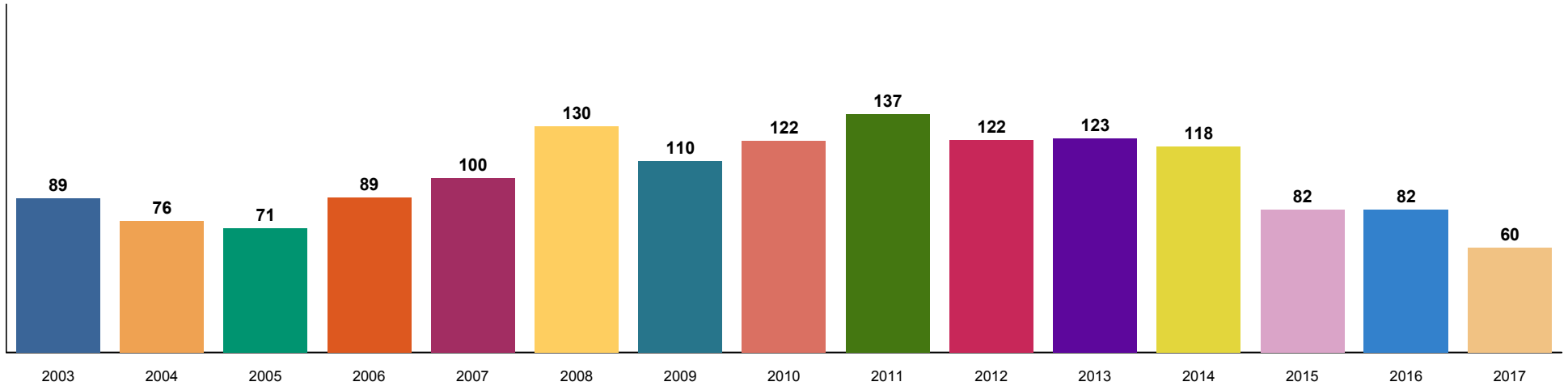


School District - Average Price / Square Foot

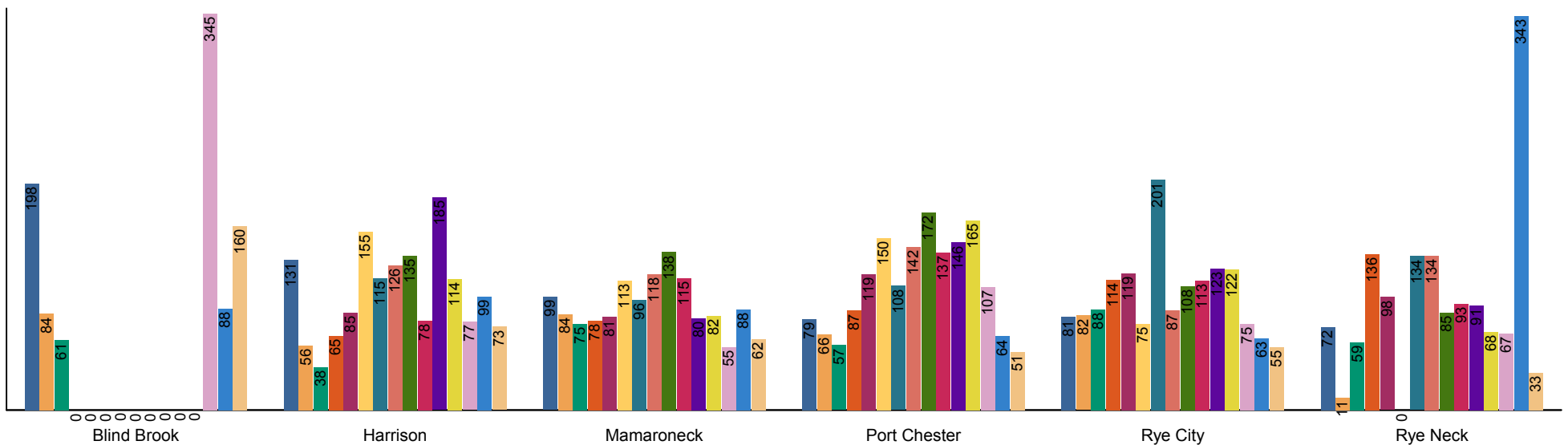


The Sound Shore
Blind Brook, Harrison, Mamaroneck, Port Chester, Rye City, Rye Neck
Condominium

Days to Contract

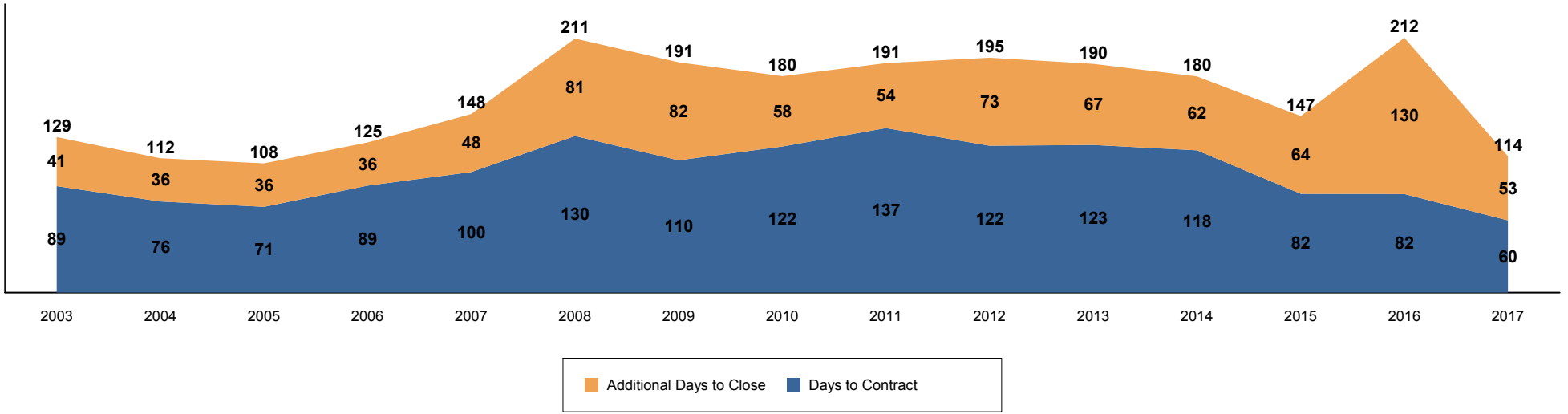


School District - Days to Contract

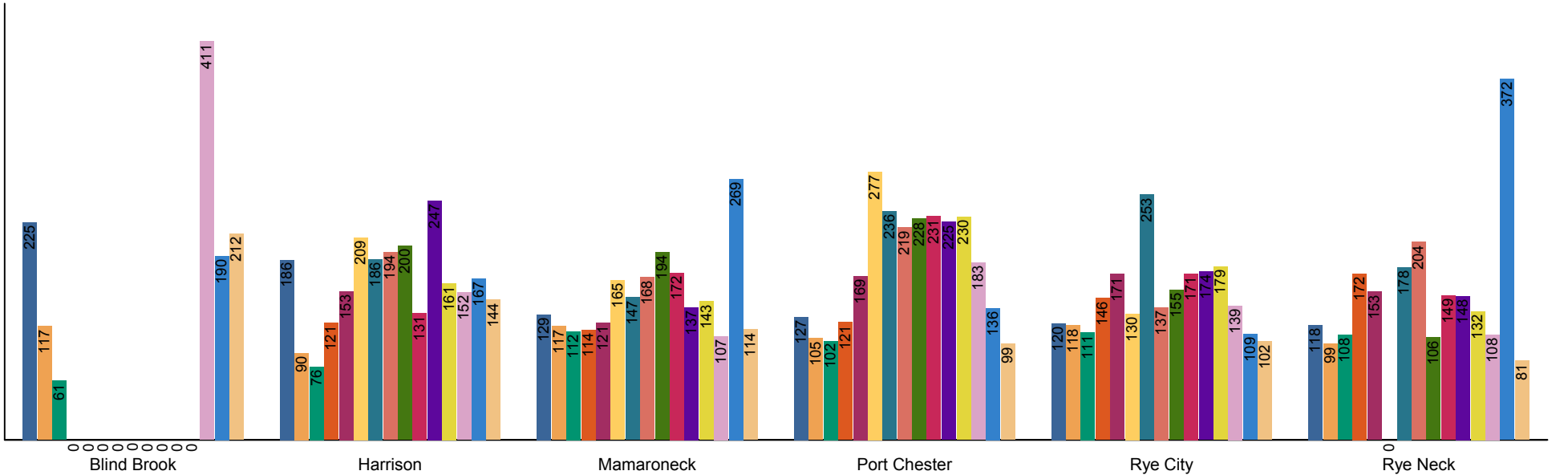


The Sound Shore Blind Brook, Harrison, Mamaroneck, Port Chester, Rye City, Rye Neck Condominium

Days to Close

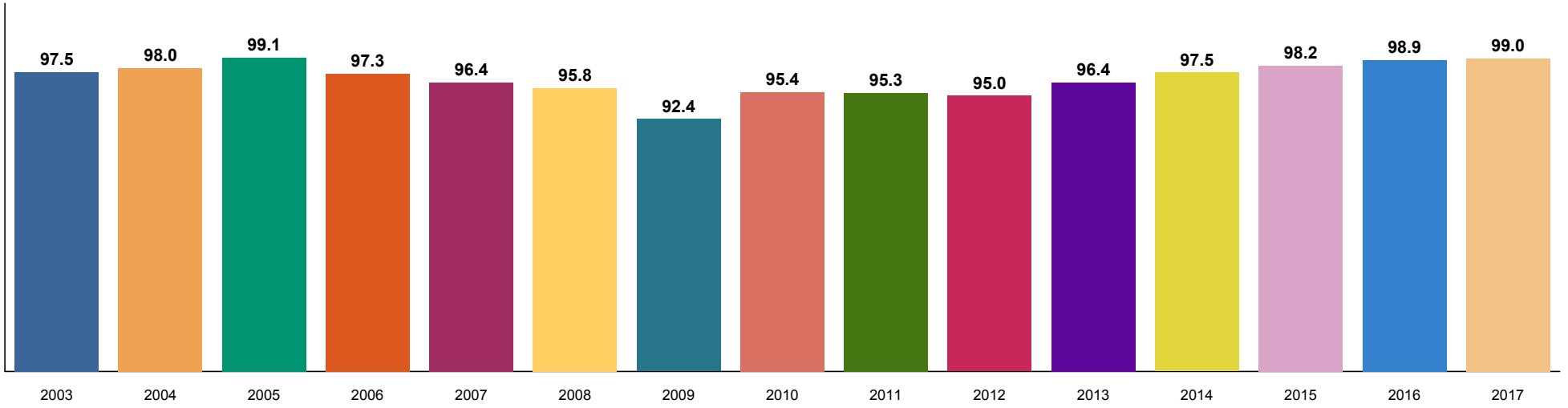


School District - Days to Close



The Sound Shore
Blind Brook, Harrison, Mamaroneck, Port Chester, Rye City, Rye Neck
Condominium

% Sale Price to List Price



% Sale Price to Original List Price

