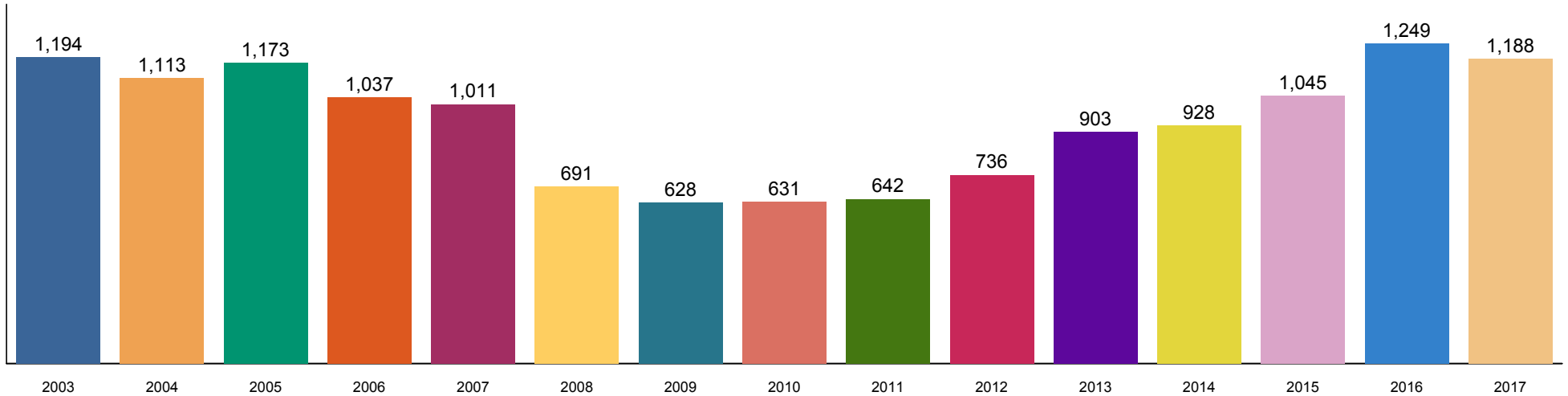


Northwest Westchester

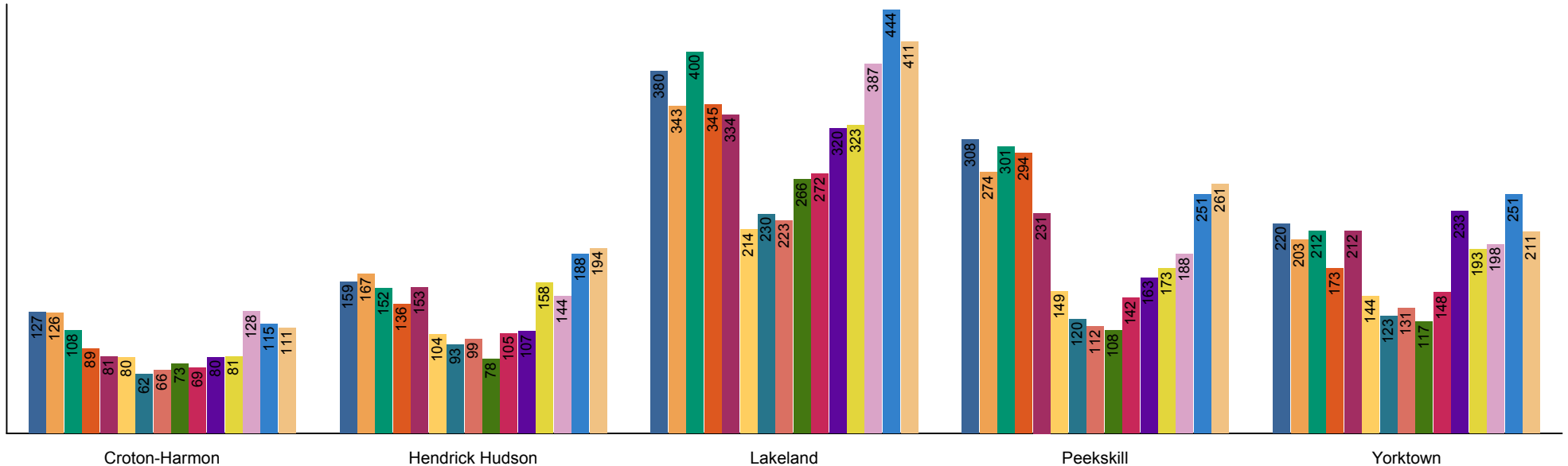
Croton-Hudson, Hendrick Hudson, Lakeland, Peekskill, Yorktown

Condominium, Co-Operatives, Condominiums

Number of Sales

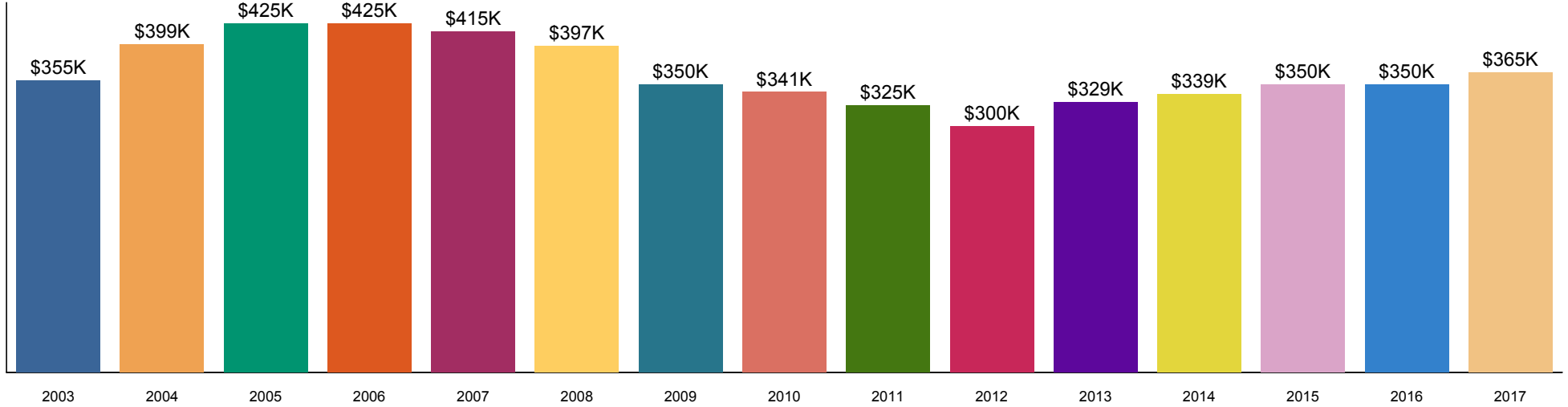


School District - Number of Sales

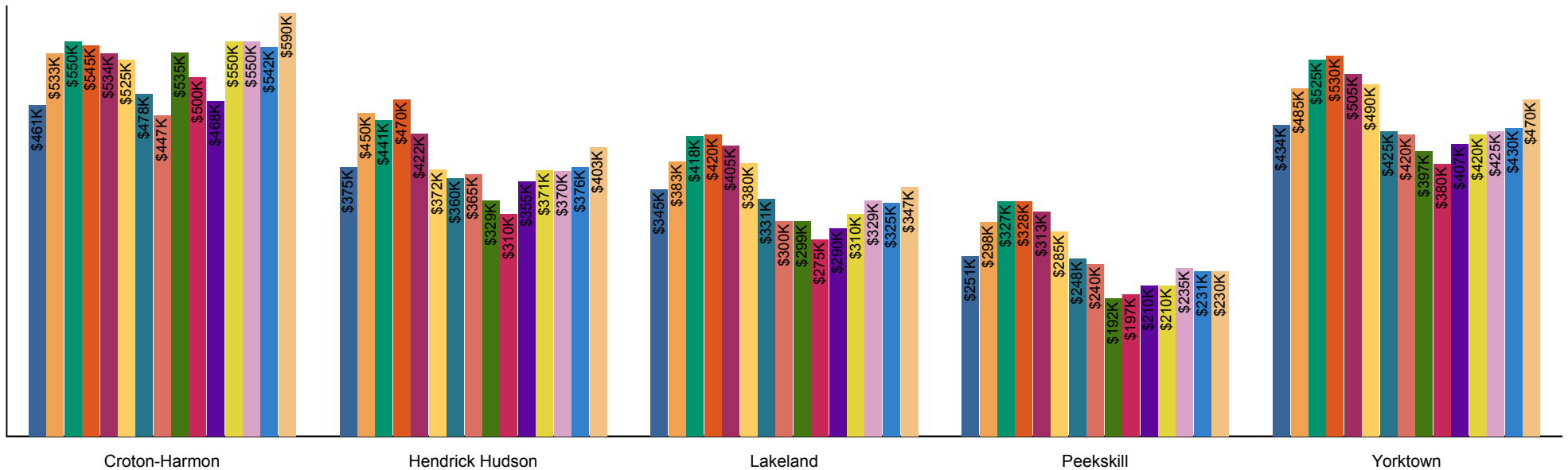


Northwest Westchester
Croton-Hudson, Hendrick Hudson, Lakeland, Peekskill, Yorktown
Condominium, Co-Operatives, Condominiums

Median Sale Price

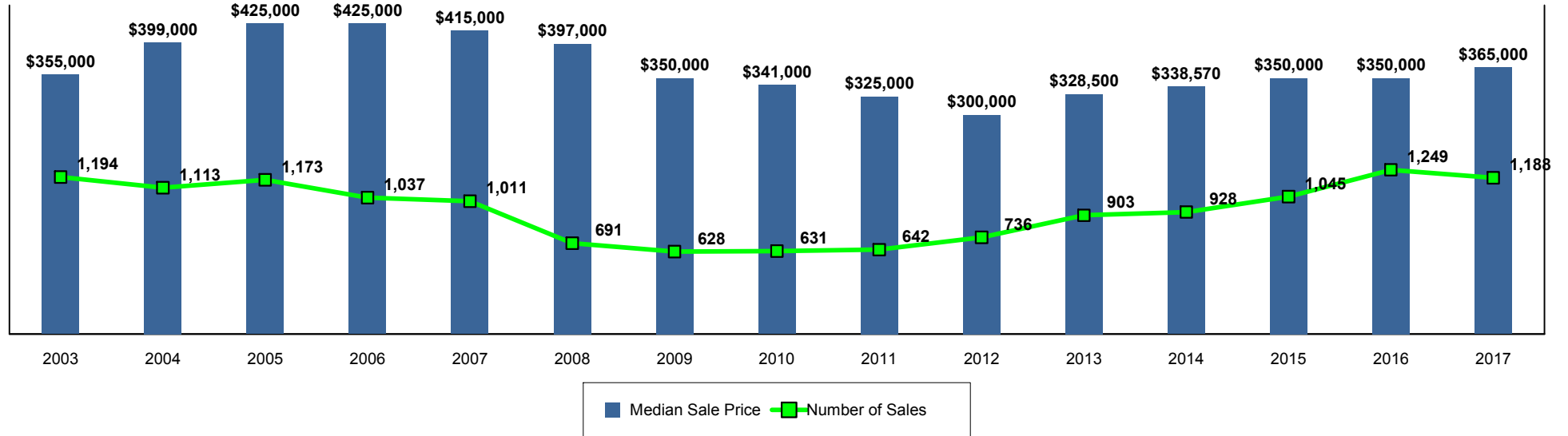


School District - Median Sale Price



Northwest Westchester
Croton-Hudson, Hendrick Hudson, Lakeland, Peekskill, Yorktown
 Condominium, Co-Operatives, Condominiums

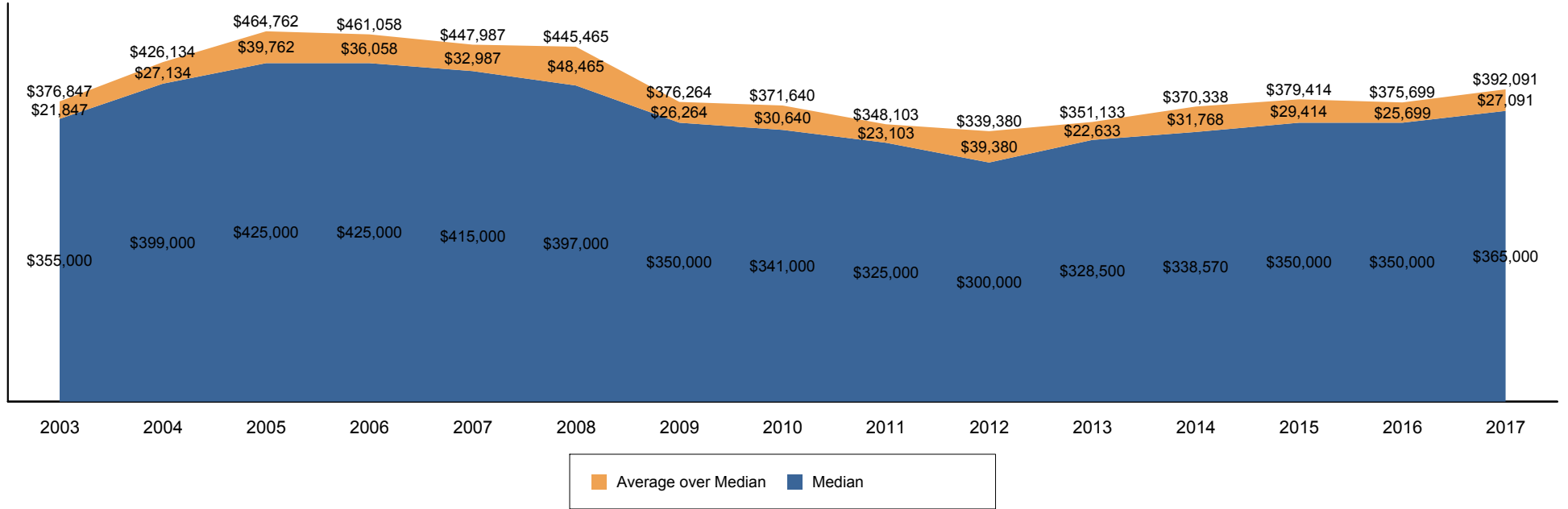
Median Sale Price and Number of Sales



		2003	2004	2005	2006	2007	2008	2009	2010	2011	2012	2013	2014	2015	2016	2017
Total	MSP	\$355,000	\$399,000	\$425,000	\$425,000	\$415,000	\$397,000	\$350,000	\$341,000	\$325,000	\$300,000	\$328,500	\$338,570	\$350,000	\$350,000	\$365,000
	# of Sales	1,194	1,113	1,173	1,037	1,011	691	628	631	642	736	903	928	1,045	1,249	1,188
Croton-Harmon	MSP	\$461,000	\$533,269	\$550,000	\$545,000	\$534,000	\$525,000	\$477,500	\$447,000	\$535,000	\$500,000	\$467,500	\$549,900	\$550,000	\$542,000	\$590,000
	# of Sales	127	126	108	89	81	80	62	66	73	69	80	81	128	115	111
Hendrick Hudson	MSP	\$375,000	\$450,000	\$441,000	\$469,625	\$422,000	\$372,250	\$360,000	\$365,000	\$328,500	\$310,000	\$355,000	\$371,000	\$370,000	\$375,500	\$402,500
	# of Sales	159	167	152	136	153	104	93	99	78	105	107	158	144	188	194
Lakeland	MSP	\$344,500	\$383,000	\$418,000	\$420,000	\$405,000	\$380,000	\$331,000	\$300,000	\$299,250	\$274,500	\$290,000	\$310,000	\$329,000	\$325,000	\$347,000
	# of Sales	380	343	400	345	334	214	230	223	266	272	320	323	387	444	411
Peekskill	MSP	\$251,250	\$298,250	\$327,000	\$328,000	\$313,000	\$285,000	\$247,500	\$240,000	\$191,950	\$197,400	\$210,000	\$210,000	\$235,000	\$230,500	\$230,000
	# of Sales	308	274	301	294	231	149	120	112	108	142	163	173	188	251	261
Yorktown	MSP	\$433,500	\$485,000	\$525,000	\$530,000	\$504,750	\$490,000	\$425,000	\$420,000	\$397,000	\$379,500	\$407,000	\$420,000	\$425,000	\$430,000	\$470,000
	# of Sales	220	203	212	173	212	144	123	131	117	148	233	193	198	251	211

Northwest Westchester
Croton-Hudson, Hendrick Hudson, Lakeland, Peekskill, Yorktown
Condominium, Co-Operatives, Condominiums

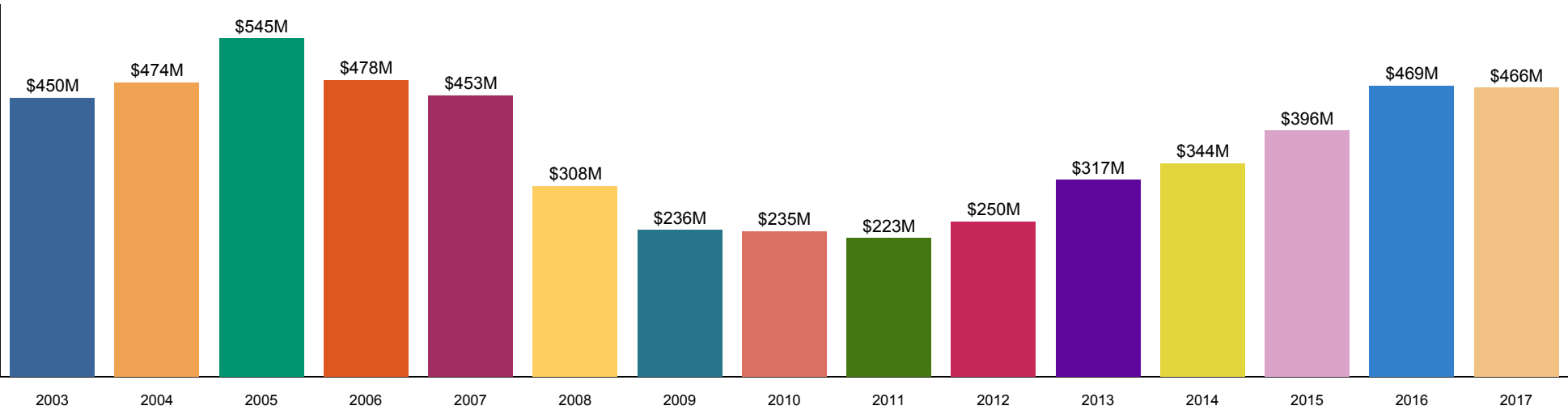
Average and Median Sale Price



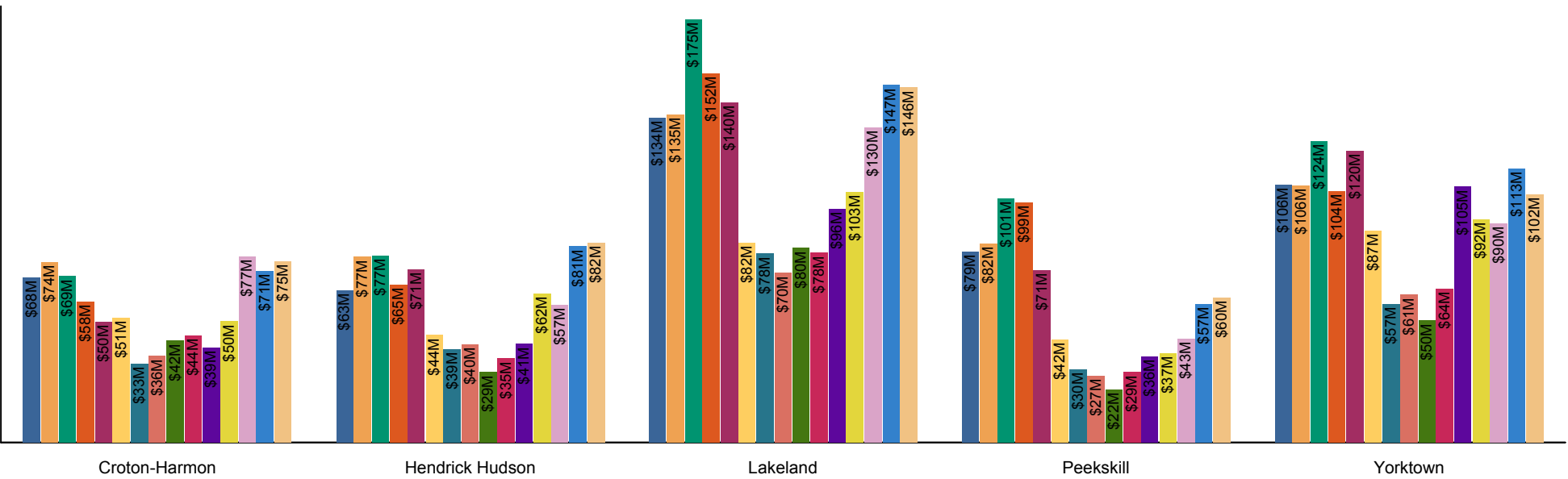
		2003	2004	2005	2006	2007	2008	2009	2010	2011	2012	2013	2014	2015	2016	2017
Total	Average	\$376,847	\$426,134	\$464,762	\$461,058	\$447,987	\$445,465	\$376,264	\$371,640	\$348,103	\$339,380	\$351,133	\$370,338	\$379,414	\$375,699	\$392,091
	Median	\$355,000	\$399,000	\$425,000	\$425,000	\$415,000	\$397,000	\$350,000	\$341,000	\$325,000	\$300,000	\$328,500	\$338,570	\$350,000	\$350,000	\$365,000
Croton-Harmon	Average	\$536,069	\$590,768	\$635,037	\$653,816	\$614,256	\$642,234	\$525,698	\$540,508	\$575,798	\$639,737	\$489,568	\$616,605	\$598,757	\$615,557	\$674,568
	Median	\$461,000	\$533,269	\$550,000	\$545,000	\$534,000	\$525,000	\$477,500	\$447,000	\$535,000	\$500,000	\$467,500	\$549,900	\$550,000	\$542,000	\$590,000
Hendrick Hudson	Average	\$395,403	\$458,271	\$506,734	\$478,810	\$466,617	\$426,317	\$414,018	\$408,796	\$372,352	\$330,671	\$379,985	\$389,583	\$394,293	\$430,105	\$424,684
	Median	\$375,000	\$450,000	\$441,000	\$469,625	\$422,000	\$372,250	\$360,000	\$365,000	\$328,500	\$310,000	\$355,000	\$371,000	\$370,000	\$375,500	\$402,500
Lakeland	Average	\$352,190	\$394,622	\$436,450	\$441,307	\$419,845	\$384,773	\$338,725	\$313,544	\$301,653	\$287,671	\$300,711	\$319,478	\$335,477	\$332,033	\$356,087
	Median	\$344,500	\$383,000	\$418,000	\$420,000	\$405,000	\$380,000	\$331,000	\$300,000	\$299,250	\$274,500	\$290,000	\$310,000	\$329,000	\$325,000	\$347,000
Peekskill	Average	\$255,569	\$299,497	\$334,198	\$336,659	\$308,094	\$284,608	\$251,230	\$245,135	\$202,365	\$204,985	\$218,063	\$213,060	\$227,770	\$227,570	\$229,236
	Median	\$251,250	\$298,250	\$327,000	\$328,000	\$313,000	\$285,000	\$247,500	\$240,000	\$191,950	\$197,400	\$210,000	\$210,000	\$235,000	\$230,500	\$230,000
Yorktown	Average	\$483,898	\$521,683	\$586,719	\$598,733	\$567,781	\$606,616	\$464,574	\$465,535	\$430,004	\$429,508	\$452,692	\$477,327	\$456,657	\$450,426	\$485,097
	Median	\$433,500	\$485,000	\$525,000	\$530,000	\$504,750	\$490,000	\$425,000	\$420,000	\$397,000	\$379,500	\$407,000	\$420,000	\$425,000	\$430,000	\$470,000

Northwest Westchester
Croton-Hudson, Hendrick Hudson, Lakeland, Peekskill, Yorktown
Condominium, Co-Operatives, Condominiums

\$ Sales Volume

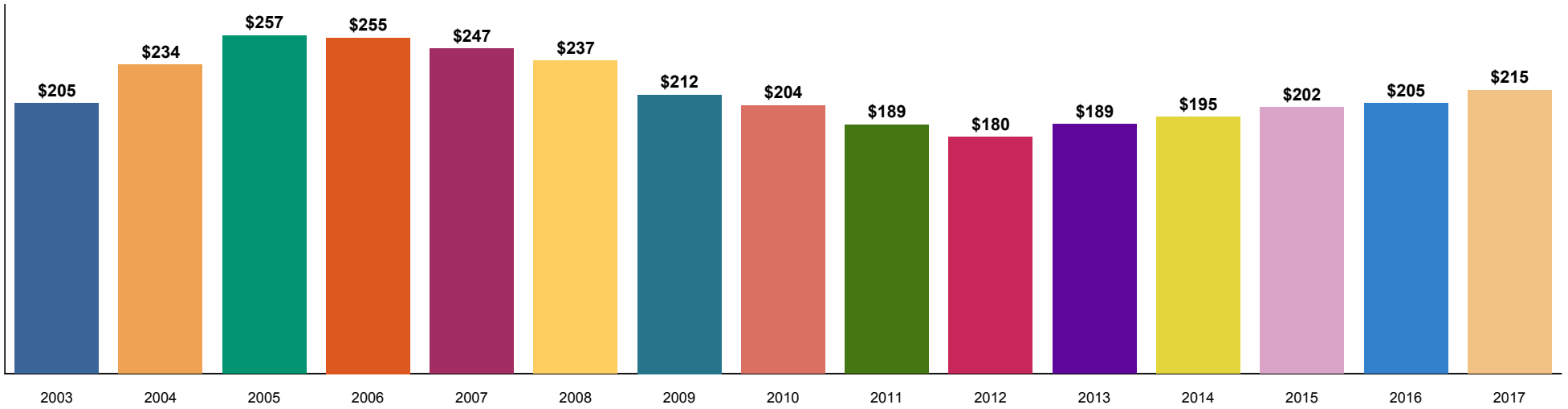


School District - \$ Sales Volume

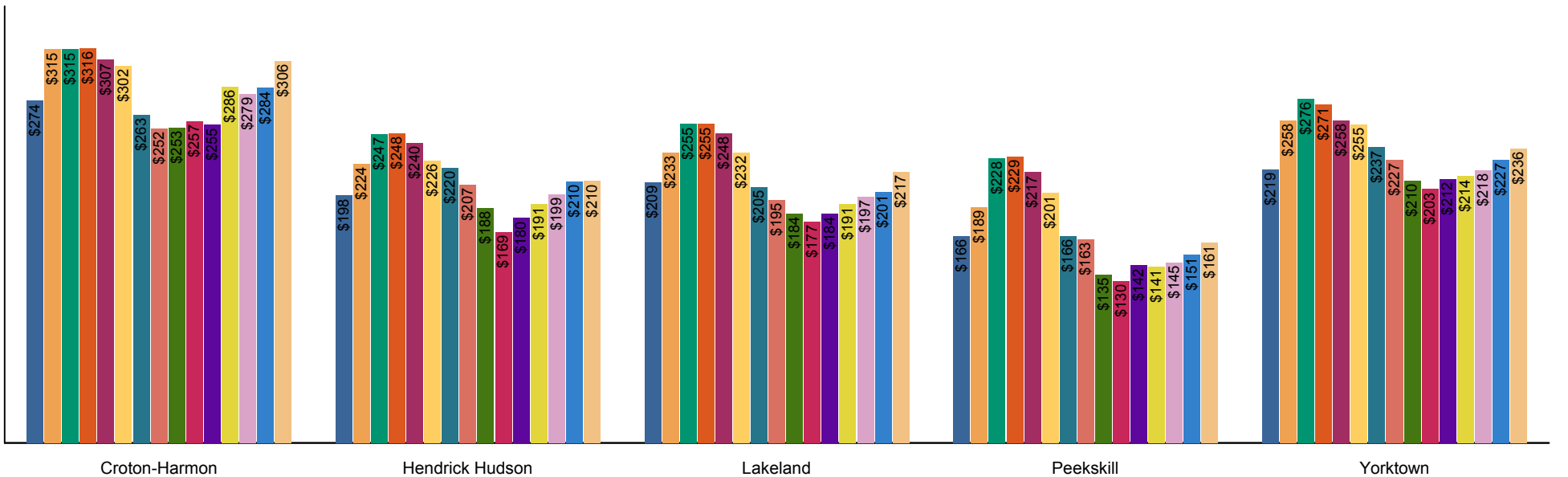


Northwest Westchester
Croton-Hudson, Hendrick Hudson, Lakeland, Peekskill, Yorktown
 Condominium, Co-Operatives, Condominiums

Average Price / Square Foot

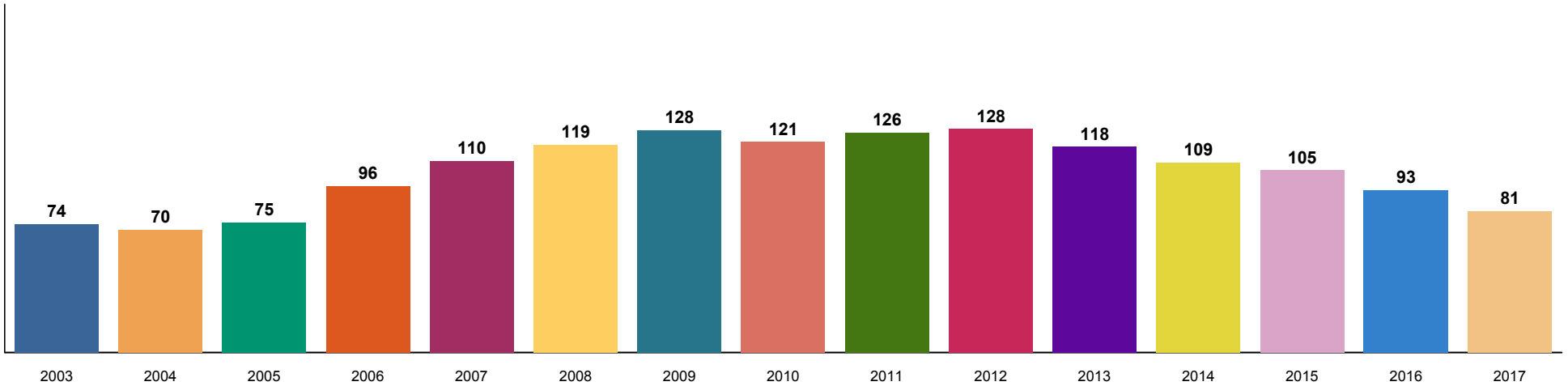


School District - Average Price / Square Foot

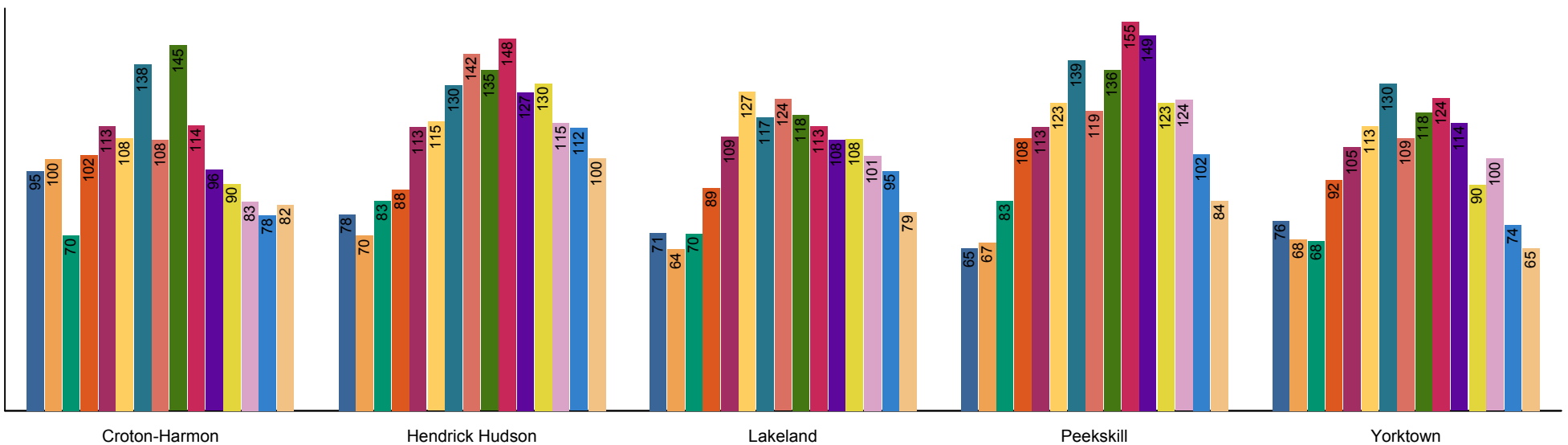


Northwest Westchester
Croton-Hudson, Hendrick Hudson, Lakeland, Peekskill, Yorktown
 Condominium, Co-Operatives, Condominiums

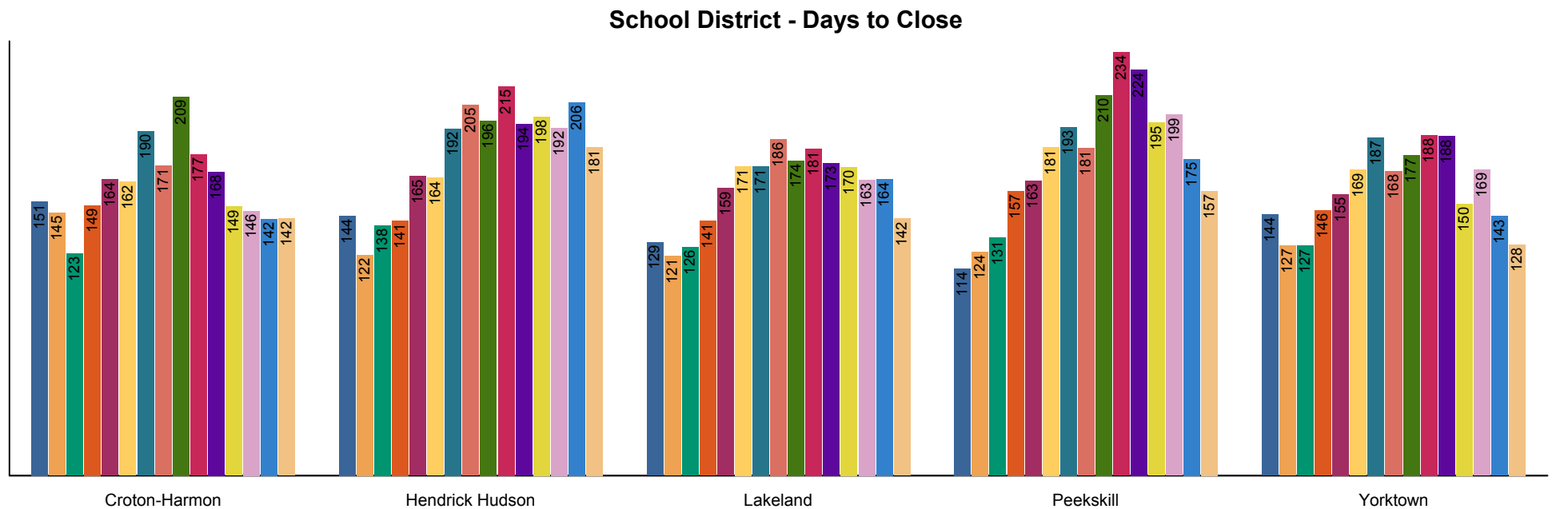
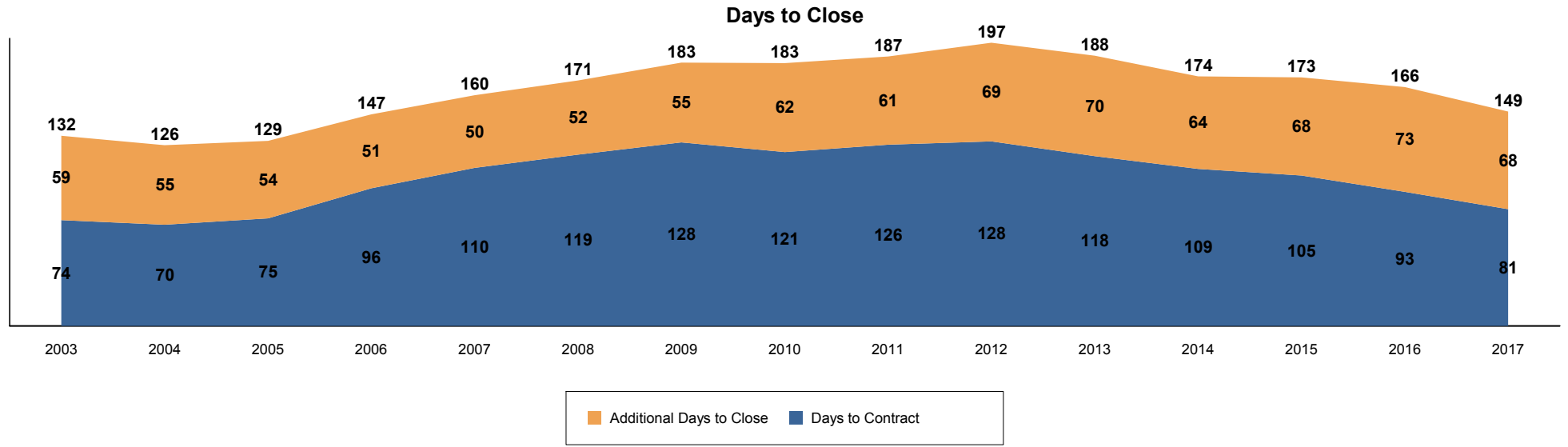
Days to Contract



School District - Days to Contract

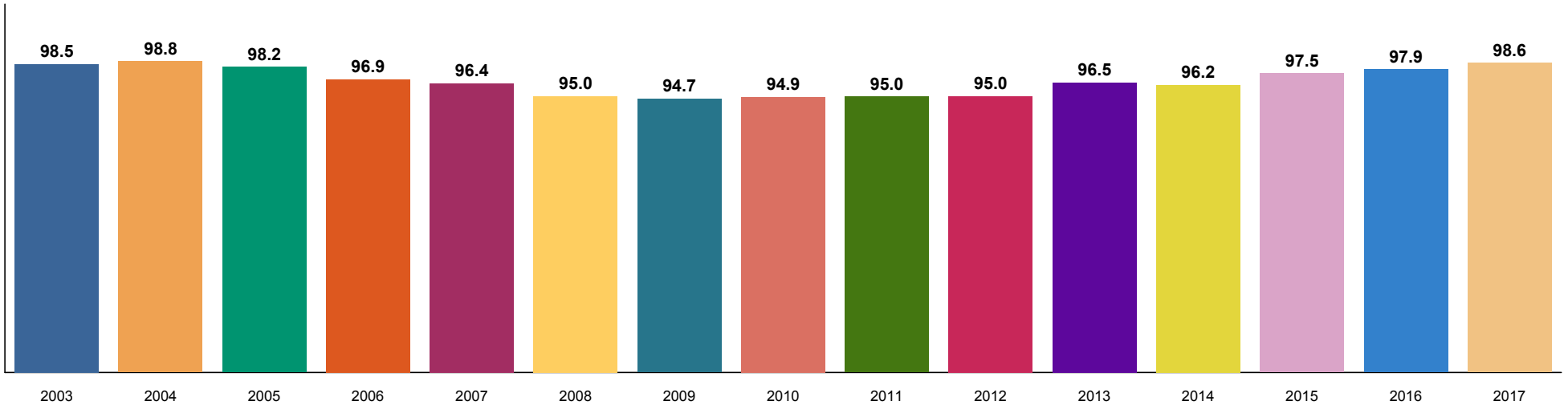


Northwest Westchester Croton-Hudson, Hendrick Hudson, Lakeland, Peekskill, Yorktown Condominium, Co-Operatives, Condominiums



Northwest Westchester
Croton-Hudson, Hendrick Hudson, Lakeland, Peekskill, Yorktown
Condominium, Co-Operatives, Condominiums

% Sale Price to List Price



% Sale Price to Original List Price

